



# **BMCRC-MRO Championships 2019**

**Round 8  
Snetterton 300 Circuit**

**14<sup>th</sup> / 15<sup>th</sup> September 2019**



**Results Provided by Timing Solutions Ltd**  
[www.tsl-timing.com](http://www.tsl-timing.com)

BMCRC-MRO Championships 2019



**CHILTON MOTORS LTD**  
**MZ CHAMPIONSHIP**



# **CHILTON MOTORS 250 MZ & BMCRC BLUE HAZE 2-STROKE GP**

**Snetterton 300 Circuit**

**14<sup>th</sup> / 15<sup>th</sup> September 2019**



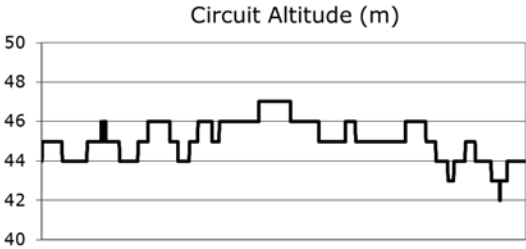
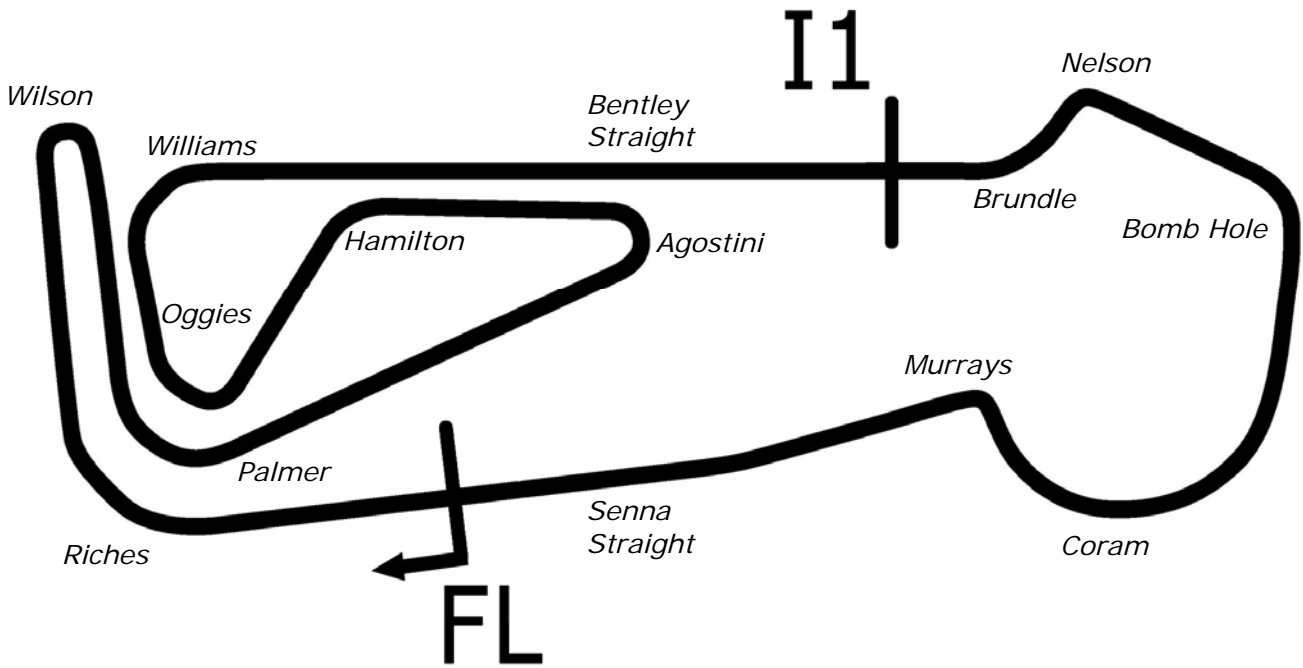
Results Provided by Timing Solutions Ltd  
[www.tsl-timing.com](http://www.tsl-timing.com)

# Snetterton 300



SPORTS TIMING

TIMING SOLUTIONS LTD



Length	2.9689 miles	4778.0 m	
FL		52.46340 N	0.94476 E
I1	3198m	52.46617 N	0.94964 E
Pit Entry	4572m	52.46364 N	0.94774 E
Pit Exit	40m after FL	52.46338 N	0.94420 E
Pit Entry–Pit Exit 246m, 14.7s @60kph, 11.0s @80kph			

All results available at [www.tsl-timing.com](http://www.tsl-timing.com)



**BMCRC - MRO Championships 2019 - Rnd 8 @ Snetterton**  
**Chilton Motors 250 MZs & BMCRC Blue Haze 2-Stroke GP**  
**QUALIFYING - CLASSIFICATION**

POS	NO	CL	PIC NAME	ENTRY	TIME	ON	LAPS	GAP	DIFF	MPH
1	64	GP	1 Phil ELLIS	Yamaha -	2:13.809	7	7			79.87
2	101	GPF	1 Andrew DAVIES	Yamaha - GIBSON EXHAUSTS	2:16.146	7	7	2.337	2.337	78.50
3	55	GPF	2 Paul TOLAND	Yamaha -	2:16.191	6	6	2.382	0.045	78.47
4	70	GPF	3 Andrew BURSCOUGH	Yamaha - Apollo Tuning	2:17.539	5	6	3.730	1.348	77.70
5	15	GPF	4 Billy PERKINS	Yamaha - Pip Carey	2:18.277	7	7	4.468	0.738	77.29
6	60	GPF	5 Daniel GOUGH	Yamaha - G Force Motorcycles	2:19.088	6	6	5.279	0.811	76.84
7	11	GPF	6 Gael MACHARD	Aprilia -	2:19.297	5	6	5.488	0.209	76.72
8	27	GPF	7 Richard HAYWARD	Yamaha - Gforce Motorcycles	2:20.781	4	6	6.972	1.484	75.91
9	3	GP	2 Tom BARRETT	Honda - Aspire Classic Restoration	2:21.873	4	5	8.064	1.092	75.33
10	2	GP	3 Nick BEDFORD	Yamaha - Banx Race Paint	2:22.250	6	6	8.441	0.377	75.13
11	75		1 Peter WOODALL	MZ - Core Projects Ltd	2:22.636	5	7	8.827	0.386	74.93
12	144	GP	4 Stephen DUNN	Yamaha -	2:22.883	6	6	9.074	0.247	74.80
13	85		2 Andrew WALES	MZ - Illuminated Design LTD	2:23.865	4	4	10.056	0.982	74.29
14	69		3 Alexander MANN	MZ - HS RACING	2:24.101	6	6	10.292	0.236	74.17
15	21	GP	5 Stuart THURTLIE	Honda - TeamTortoise	2:26.079	6	6	12.270	1.978	73.16
16	707	GPF	8 Alex SYMON	Suzuki - MCW	2:26.867	1	2	13.058	0.788	72.77
17	9		4 Gary HOWLETT	MZ - HS Racing	2:27.390	6	6	13.581	0.523	72.51
18	95		5 Christopher ROGERS	MZ - CB Racing	2:27.629	3	4	13.820	0.239	72.39
19	96		6 Chris KENT	MZ - Buxton Powder Coating / Anglesey Motorbike Club	2:28.978	1	2	15.169	1.349	71.74
20	30	GPF	9 Neil HEWSON	Suzuki - The Sun Inn, Pickering	2:29.735	6	6	15.926	0.757	71.37
21	44		7 Robert DESOY	MZ - Eastern Garage Racing	2:30.347	1	2	16.538	0.612	71.08
22	113		8 Liam NEWMAN	MZ - Team newman racing	2:31.941	1	5	18.132	1.594	70.34
23	32		9 John ASHMEAD	MZ -	2:32.334	6	6	18.525	0.393	70.16
24	138		10 Konrad BREESE	MZ - STIHL Racing	2:34.691	6	6	20.882	2.357	69.09
25	41		11 Gary WILLIAMS	MZ -	2:36.573	6	6	22.764	1.882	68.26
26	5		12 Garry SAMETT	MZ - smallmouse	2:36.893	6	6	23.084	0.320	68.12
27	56		13 Russell TURNER	MZ -	2:38.665	6	6	24.856	1.772	67.36
28	67	GPF	10 Mark BAILEY	Yamaha - Gforce motorcycles	2:41.907	6	6	28.098	3.242	66.01
29	108	R	1 Ian KEEBLE	MZ -	2:42.104	4	6	28.295	0.197	65.93
30	566	R	2 Michael WILBY	MZ - Sziler UK	2:42.377	6	6	28.568	0.273	65.82
31	77	R	3 Christopher KILGAR	MZ - RAF motorsports association	2:42.465	6	6	28.656	0.088	65.78
32	94		14 Matthew SPENCER	MZ -	2:44.314	1	1	30.505	1.849	65.04
33	26	R	4 Andy HOWLETT	MZ -	2:48.285	6	6	34.476	3.971	63.51
34	93		15 Patrick ORTON	MZ - Chilton Motors	3:15.927	5	5	1:02.118	27.642	54.55
35	6	R	5 Paul ANSELL	MZ -			0			

Snetterton 300  
 Circuit Length = 2.9689 miles  
 Start: 10:59 Flag 11:22 End: 11:24

Weather / Track : Bright / Dry  
 These results are provisional until the conclusion of any judicial and technical matters.

Clerk Of Course :	Steward :	Timekeeper :
-------------------	-----------	--------------

Results can be found at [www.tsl-timing.com](http://www.tsl-timing.com)

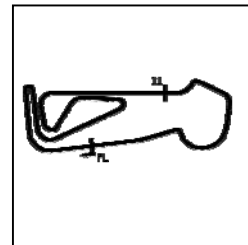
Printed - 11:25 Saturday, 14 September 2019



# BMCRC - MRO Championships 2019 - Rnd 8 @ Snetterton

## Chilton Motors 250 MZs & BMCRC Blue Haze 2-Stroke GP

### QUALIFYING - SECTOR ANALYSIS



SECTOR 1 = FL to I1, SECTOR 2 = I1 to FL, DIFF = Difference To Personal Best Lap, P = Crossed Finish Line in Pit Lane, D = Time Disallowed

P1 64 GP Phil ELLIS			Yamaha -			
IDEAL LAP TIME : 2:13.809		BEST LAP TIME : 2:13.809		DIFFERENCE : 0.000		
LAP	SECTOR 1	SECTOR 2	LAP TIME	MPH	DIFF	TIME OF DAY
1 -	1:46.331	48.805	2:35.136	68.89	21.327	11:03:32.547
2 -	2:38.028	6:18.788	8:56.816	19.91	6:43.007	11:12:29.363
3 -	1:56.273	46.781	2:43.054	65.54	29.245	11:15:12.417
4 -	1:32.023	45.885	2:17.908	77.50	4.099	11:17:30.325
5 -	1:29.962	44.583	2:14.545 (3)	79.43	0.736	11:19:44.870
6 -	1:29.797	44.205	2:14.002 (2)	79.76	0.193	11:21:58.872
7 -	<b>1:29.644</b>	<b>44.165</b>	<b>2:13.809 (1)</b>	<b>79.87</b>		<b>11:24:12.681</b>

P2 101 GPF Andrew DAVIES			Yamaha - GIBSON EXHAUSTS			
IDEAL LAP TIME : 2:16.146		BEST LAP TIME : 2:16.146		DIFFERENCE : 0.000		
LAP	SECTOR 1	SECTOR 2	LAP TIME	MPH	DIFF	TIME OF DAY
1 -	1:48.286	49.087	2:37.373	67.91	21.227	11:02:50.939
2 -	2:06.294	7:21.671	9:27.965	18.81	7:11.819	11:12:18.904
3 -	1:56.650	47.339	2:43.989	65.17	27.843	11:15:02.893
4 -	1:32.355	46.594	2:18.949	76.92	2.803	11:17:21.842
5 -	1:32.297	45.684	2:17.981 (3)	77.46	1.835	11:19:39.823
6 -	1:31.926	45.214	2:17.140 (2)	77.93	0.994	11:21:56.963
7 -	<b>1:30.962</b>	<b>45.184</b>	<b>2:16.146 (1)</b>	<b>78.50</b>		<b>11:24:13.109</b>

P3 55 GPF Paul TOLAND			Yamaha -			
IDEAL LAP TIME : 2:16.113		BEST LAP TIME : 2:16.191		DIFFERENCE : 0.078		
LAP	SECTOR 1	SECTOR 2	LAP TIME	MPH	DIFF	TIME OF DAY
1 -	1:36.933	46.784	2:23.717	74.36	7.526	11:02:33.001
2 -	8:08.406	45.562	12:02.138	14.80	9:45.947	11:14:35.139
3 -	1:32.236	<b>45.093</b>	2:17.329 (3)	77.82	1.138	11:16:52.468
4 -	1:31.855	46.475	2:18.330	77.26	2.139	11:19:10.798
5 -	<b>1:31.020</b>	45.703	2:16.723 (2)	78.17	0.532	11:21:27.521
6 -	1:31.043	45.148	<b>2:16.191 (1)</b>	<b>78.47</b>		<b>11:23:43.712</b>

P4 70 GPF Andrew BURSCOUGH			Yamaha - Apollo Tuning			
IDEAL LAP TIME : 2:17.539		BEST LAP TIME : 2:17.539		DIFFERENCE : 0.000		
LAP	SECTOR 1	SECTOR 2	LAP TIME	MPH	DIFF	TIME OF DAY
1 -	2:35.736	5:58.107	10:57.700	16.25	8:40.161	11:12:20.837
2 -	1:51.728	47.680	2:39.408	67.04	21.869	11:15:00.245
3 -	1:33.152	48.421	2:21.573	75.49	4.034	11:17:21.818
4 -	1:33.192	46.079	2:19.271 (3)	76.74	1.732	11:19:41.089
5 -	<b>1:31.788</b>	<b>45.751</b>	<b>2:17.539 (1)</b>	<b>77.70</b>		<b>11:21:58.628</b>
6 -	1:32.461	46.441	2:18.902 (2)	76.94	1.363	11:24:17.530

P5 15 GPF Billy PERKINS			Yamaha - Pip Carey			
IDEAL LAP TIME : 2:18.277		BEST LAP TIME : 2:18.277		DIFFERENCE : 0.000		
LAP	SECTOR 1	SECTOR 2	LAP TIME	MPH	DIFF	TIME OF DAY
1 -	1:40.931	48.173	2:29.104	71.68	10.827	11:02:49.883
2 -	2:03.243	7:21.377	9:24.620	18.92	7:06.343	11:12:14.503
3 -	1:41.721	47.072	2:28.793	71.83	10.516	11:14:43.296
4 -	1:32.921	46.461	2:19.382 (3)	76.68	1.105	11:17:02.678
5 -	1:33.194	46.821	2:20.015	76.33	1.738	11:19:22.693
6 -	1:32.785	46.578	2:19.363 (2)	76.69	1.086	11:21:42.056
7 -	<b>1:31.987</b>	<b>46.290</b>	<b>2:18.277 (1)</b>	<b>77.29</b>		<b>11:24:00.333</b>

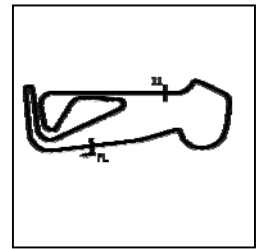
Weather / Track : Bright / Dry

Snetterton 300  
Circuit Length = 2.9689 miles  
Start: 10:59 Flag 11:22 End: 11:24

# BMCRC - MRO Championships 2019 - Rnd 8 @ Snetterton

## Chilton Motors 250 MZs & BMCRC Blue Haze 2-Stroke GP

### QUALIFYING - SECTOR ANALYSIS



SECTOR 1 = FL to I1, SECTOR 2 = I1 to FL, DIFF = Difference To Personal Best Lap, P = Crossed Finish Line in Pit Lane, D = Time Disallowed

<b>P6 60 GPF Daniel GOUGH</b>		Yamaha - G Force Motorcycles				
IDEAL LAP TIME : 2:19.088		BEST LAP TIME : 2:19.088		DIFFERENCE : 0.000		
LAP	SECTOR 1	SECTOR 2	LAP TIME	MPH	DIFF	TIME OF DAY
1 -	1:37.164	47.198	2:24.362	74.03	5.274	11:02:34.459
2 -	8:18.918	46.769	12:07.206	14.69	9:48.118	11:14:41.665
3 -	1:33.838	47.196	2:21.034	75.78	1.946	11:17:02.699
4 -	1:33.748	46.989	2:20.737 (3)	75.94	1.649	11:19:23.436
5 -	1:33.268	46.853	2:20.121 (2)	76.27	1.033	11:21:43.557
<b>6 -</b>	<b>1:33.001</b>	<b>46.087</b>	<b>2:19.088 (1)</b>	<b>76.84</b>		<b>11:24:02.645</b>

<b>P7 11 GPF Gael MACHARD</b>		Aprilia -				
IDEAL LAP TIME : 2:19.297		BEST LAP TIME : 2:19.297		DIFFERENCE : 0.000		
LAP	SECTOR 1	SECTOR 2	LAP TIME	MPH	DIFF	TIME OF DAY
1 -	1:45.984	49.130	2:35.114	68.90	15.817	11:03:33.233
2 -	2:37.342	6:19.851	8:57.193	19.89	6:37.896	11:12:30.426
3 -	1:57.227	48.152	2:45.379	64.62	26.082	11:15:15.805
4 -	1:36.552	46.290	2:22.842 (3)	74.82	3.545	11:17:38.647
<b>5 -</b>	<b>1:33.097</b>	<b>46.200</b>	<b>2:19.297 (1)</b>	<b>76.72</b>		<b>11:19:57.944</b>
6 -	1:33.389	48.299	2:21.688 (2)	75.43	2.391	11:22:19.632

<b>P8 27 GPF Richard HAYWARD</b>		Yamaha - Gforce Motorcycles				
IDEAL LAP TIME : 2:20.781		BEST LAP TIME : 2:20.781		DIFFERENCE : 0.000		
LAP	SECTOR 1	SECTOR 2	LAP TIME	MPH	DIFF	TIME OF DAY
1 -	1:40.392	48.371	2:28.763	71.84	7.982	11:02:39.995
2 -	8:10.455	47.128	12:03.104	14.78	9:42.323	11:14:43.099
3 -	1:34.326	47.270	2:21.596 (3)	75.48	0.815	11:17:04.695
<b>4 -</b>	<b>1:33.760</b>	<b>47.021</b>	<b>2:20.781 (1)</b>	<b>75.91</b>		<b>11:19:25.476</b>
5 -	1:34.218	47.083	2:21.301 (2)	75.64	0.520	11:21:46.777
6 -	1:34.444	47.621	2:22.065	75.23	1.284	11:24:08.842

<b>P9 3 GP Tom BARRETT</b>		Honda - Aspire Classic Restoration				
IDEAL LAP TIME : 2:21.873		BEST LAP TIME : 2:21.873		DIFFERENCE : 0.000		
LAP	SECTOR 1	SECTOR 2	LAP TIME	MPH	DIFF	TIME OF DAY
1 -	2:35.114	6:11.321	11:33.202	15.41	9:11.329	11:12:24.159
2 -	1:56.970	49.120	2:46.090	64.35	24.217	11:15:10.249
3 -	1:36.414	48.228	2:24.642 (3)	73.89	2.769	11:17:34.891
<b>4 -</b>	<b>1:33.776</b>	<b>48.097</b>	<b>2:21.873 (1)</b>	<b>75.33</b>		<b>11:19:56.764</b>
5 -	1:33.946	48.468	2:22.414 (2)	75.04	0.541	11:22:19.178

<b>P10 2 GP Nick BEDFORD</b>		Yamaha - Banx Race Paint				
IDEAL LAP TIME : 2:22.250		BEST LAP TIME : 2:22.250		DIFFERENCE : 0.000		
LAP	SECTOR 1	SECTOR 2	LAP TIME	MPH	DIFF	TIME OF DAY
1 -	1:45.177	50.057	2:35.234	68.85	12.984	11:02:52.839
2 -	1:57.599	7:21.183	9:18.782	19.12	6:56.532	11:12:11.621
3 -	2:07.133	49.528	2:56.661	60.50	34.411	11:15:08.282
4 -	1:36.412	48.053	2:24.465 (3)	73.98	2.215	11:17:32.747
5 -	1:35.530	48.169	2:23.699 (2)	74.37	1.449	11:19:56.446
<b>6 -</b>	<b>1:34.227</b>	<b>48.023</b>	<b>2:22.250 (1)</b>	<b>75.13</b>		<b>11:22:18.696</b>

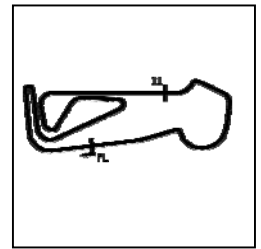
Weather / Track : Bright / Dry

Snetterton 300  
Circuit Length = 2.9689 miles  
Start: 10:59 Flag 11:22 End: 11:24

# BMCRC - MRO Championships 2019 - Rnd 8 @ Snetterton

## Chilton Motors 250 MZs & BMCRC Blue Haze 2-Stroke GP

### QUALIFYING - SECTOR ANALYSIS



SECTOR 1 = FL to I1, SECTOR 2 = I1 to FL, DIFF = Difference To Personal Best Lap, P = Crossed Finish Line in Pit Lane, D = Time Disallowed

P11 75		Peter WOODALL		MZ - Core Projects Ltd		
IDEAL LAP TIME : 2:22.636		BEST LAP TIME : 2:22.636		DIFFERENCE : 0.000		
LAP	SECTOR 1	SECTOR 2	LAP TIME	MPH	DIFF	TIME OF DAY
1 -	1:43.585	48.054	2:31.639	70.48	9.003	11:02:47.356
2 -	2:06.994	7:21.234	9:28.228	18.80	7:05.592	11:12:15.584
3 -	1:56.483	48.029	2:44.512	64.96	21.876	11:15:00.096
4 -	1:36.128	47.276	2:23.404 (3)	74.53	0.768	11:17:23.500
5 -	<b>1:35.420</b>	<b>47.216</b>	<b>2:22.636 (1)</b>	<b>74.93</b>		<b>11:19:46.136</b>
6 -	1:35.918	47.551	2:23.469	74.49	0.833	11:22:09.605
7 -	1:35.580	47.616	2:23.196 (2)	74.63	0.560	11:24:32.801

P12 144 GP		Stephen DUNN		Yamaha -		
IDEAL LAP TIME : 2:22.375		BEST LAP TIME : 2:22.883		DIFFERENCE : 0.508		
LAP	SECTOR 1	SECTOR 2	LAP TIME	MPH	DIFF	TIME OF DAY
1 -	1:48.590	50.438	2:39.028	67.20	16.145	11:02:54.454
2 -	2:03.513	7:18.078	9:21.591	19.03	6:58.708	11:12:16.045
3 -	2:00.732	51.238	2:51.970	62.15	29.087	11:15:08.015
4 -	1:37.178	48.575	2:25.753 (3)	73.33	2.870	11:17:33.768
5 -	<b>1:34.317</b>	49.301	2:23.618 (2)	74.42	0.735	11:19:57.386
6 -	1:34.825	<b>48.058</b>	<b>2:22.883 (1)</b>	<b>74.80</b>		<b>11:22:20.269</b>

P13 85		Andrew WALES		MZ - Illuminated Design LTD		
IDEAL LAP TIME : 2:23.865		BEST LAP TIME : 2:23.865		DIFFERENCE : 0.000		
LAP	SECTOR 1	SECTOR 2	LAP TIME	MPH	DIFF	TIME OF DAY
1 -	1:41.140	48.728	2:29.868 (2)	71.31	6.003	11:02:42.671
2 -			9:34.013	18.61	7:10.148	11:12:16.684
3 -	1:56.474	48.283	2:44.757 (3)	64.87	20.892	11:15:01.441
4 -	<b>1:36.293</b>	<b>47.572</b>	<b>2:23.865 (1)</b>	<b>74.29</b>		<b>11:17:25.306</b>

P14 69		Alexander MANN		MZ - HS RACING		
IDEAL LAP TIME : 2:23.740		BEST LAP TIME : 2:24.101		DIFFERENCE : 0.361		
LAP	SECTOR 1	SECTOR 2	LAP TIME	MPH	DIFF	TIME OF DAY
1 -	1:47.064	50.334	2:37.398 (3)	67.90	13.297	11:02:57.011
2 -			9:30.220	18.74	7:06.119	11:12:27.231
3 -	1:48.937	51.894	2:40.831	66.45	16.730	11:15:08.062
4 -	1:47.585	50.016	2:37.601	67.81	13.500	11:17:45.663
5 -	1:37.299	<b>47.563</b>	2:24.862 (2)	73.78	0.761	11:20:10.525
6 -	<b>1:36.177</b>	47.924	<b>2:24.101 (1)</b>	<b>74.17</b>		<b>11:22:34.626</b>

P15 21 GP		Stuart THURTLÉ		Honda - TeamTortoise		
IDEAL LAP TIME : 2:25.886		BEST LAP TIME : 2:26.079		DIFFERENCE : 0.193		
LAP	SECTOR 1	SECTOR 2	LAP TIME	MPH	DIFF	TIME OF DAY
1 -	1:45.980	49.488	2:35.468	68.74	9.389	11:03:34.353
2 -	2:37.747	6:19.152	8:56.899	19.90	6:30.820	11:12:31.252
3 -	1:57.129	48.673	2:45.802	64.46	19.723	11:15:17.054
4 -	1:38.206	<b>48.497</b>	2:26.703 (3)	72.85	0.624	11:17:43.757
5 -	1:37.520	49.148	2:26.668 (2)	72.87	0.589	11:20:10.425
6 -	<b>1:37.389</b>	48.690	<b>2:26.079 (1)</b>	<b>73.16</b>		<b>11:22:36.504</b>

P16 707 GPF		Alex SYMON		Suzuki - MCW		
IDEAL LAP TIME : 2:26.867		BEST LAP TIME : 2:26.867		DIFFERENCE : 0.000		
LAP	SECTOR 1	SECTOR 2	LAP TIME	MPH	DIFF	TIME OF DAY
1 -	<b>1:39.947</b>	<b>46.920</b>	<b>2:26.867 (1)</b>	<b>72.77</b>		<b>11:03:19.261</b>
2 -		IN PIT	15:09.059 P	11.75	12:42.192	11:18:28.320

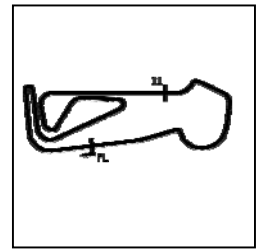
Weather / Track : Bright / Dry

Snetterton 300  
 Circuit Length = 2.9689 miles  
 Start: 10:59 Flag 11:22 End: 11:24

# BMCRC - MRO Championships 2019 - Rnd 8 @ Snetterton

## Chilton Motors 250 MZs & BMCRC Blue Haze 2-Stroke GP

### QUALIFYING - SECTOR ANALYSIS



SECTOR 1 = FL to I1, SECTOR 2 = I1 to FL, DIFF = Difference To Personal Best Lap, P = Crossed Finish Line in Pit Lane, D = Time Disallowed

P17 9		Gary HOWLETT		MZ - HS Racing		
IDEAL LAP TIME : 2:26.969		BEST LAP TIME : 2:27.390		DIFFERENCE : 0.421		
LAP	SECTOR 1	SECTOR 2	LAP TIME	MPH	DIFF	TIME OF DAY
1 -	1:56.706	51.317	2:48.023	63.61	20.633	11:03:19.009
2 -	2:48.361	6:21.088	9:09.449	19.45	6:42.059	11:12:28.458
3 -	2:06.106	50.059	2:56.165	60.67	28.775	11:15:24.623
4 -	1:40.116	49.523	2:29.639 (3)	71.42	2.249	11:17:54.262
5 -	1:39.292	<b>48.498</b>	2:27.790 (2)	72.31	0.400	11:20:22.052
6 -	<b>1:38.471</b>	48.919	<b>2:27.390 (1)</b>	<b>72.51</b>		<b>11:22:49.442</b>

P18 95		Christopher ROGERS		MZ - CB Racing		
IDEAL LAP TIME : 2:27.619		BEST LAP TIME : 2:27.629		DIFFERENCE : 0.010		
LAP	SECTOR 1	SECTOR 2	LAP TIME	MPH	DIFF	TIME OF DAY
1 -	1:43.760	48.715	2:32.475 (3)	70.09	4.846	11:02:42.575
2 -	8:04.084	49.758	12:15.820	14.52	9:48.191	11:14:58.395
3 -	1:39.396	<b>48.233</b>	<b>2:27.629 (1)</b>	<b>72.39</b>		<b>11:17:26.024</b>
4 -	1:39.827	48.949	2:28.776 (2)	71.84	1.147	11:19:54.800

P19 96		Chris KENT		MZ - Buxton Powder Coating / Anglesey Motorbike Club		
IDEAL LAP TIME : 2:26.908		BEST LAP TIME : 2:28.978		DIFFERENCE : 2.070		
LAP	SECTOR 1	SECTOR 2	LAP TIME	MPH	DIFF	TIME OF DAY
1 -	1:40.582	<b>48.396</b>	<b>2:28.978 (1)</b>	<b>71.74</b>		<b>11:02:39.776</b>
2 -	8:05.394	48.528	12:11.090 (2)	14.61	9:42.112	11:14:50.866

P20 30 GPF		Neil HEWSON		Suzuki - The Sun Inn, Pickering		
IDEAL LAP TIME : 2:29.735		BEST LAP TIME : 2:29.735		DIFFERENCE : 0.000		
LAP	SECTOR 1	SECTOR 2	LAP TIME	MPH	DIFF	TIME OF DAY
1 -	2:01.174	57.289	2:58.463	59.88	28.728	11:03:22.034
2 -	2:49.419	6:25.070	9:14.489	19.27	6:44.754	11:12:36.523
3 -	2:03.768	54.411	2:58.179	59.98	28.444	11:15:34.702
4 -	1:42.471	51.855	2:34.326 (3)	69.25	4.591	11:18:09.028
5 -	1:40.185	51.391	2:31.576 (2)	70.51	1.841	11:20:40.604
6 -	<b>1:39.357</b>	<b>50.378</b>	<b>2:29.735 (1)</b>	<b>71.37</b>		<b>11:23:10.339</b>

P21 44		Robert DESSOY		MZ - Eastern Garage Racing		
IDEAL LAP TIME : 2:30.347		BEST LAP TIME : 2:30.347		DIFFERENCE : 0.000		
LAP	SECTOR 1	SECTOR 2	LAP TIME	MPH	DIFF	TIME OF DAY
1 -	<b>1:41.918</b>	<b>48.429</b>	<b>2:30.347 (1)</b>	<b>71.08</b>		<b>11:02:39.825</b>
2 -	7:45.183	48.437	12:14.303 (2)	14.55	9:43.956	11:14:54.128

P22 113		Liam NEWMAN		MZ - Team newman racing		
IDEAL LAP TIME : 2:31.471		BEST LAP TIME : 2:31.941		DIFFERENCE : 0.470		
LAP	SECTOR 1	SECTOR 2	LAP TIME	MPH	DIFF	TIME OF DAY
1 -	1:42.566	<b>49.375</b>	<b>2:31.941 (1)</b>	<b>70.34</b>		<b>11:02:42.011</b>
2 -	6:38.270	51.017	12:30.568	14.23	9:58.627	11:15:12.579
3 -	<b>1:42.096</b>	50.039	2:32.135 (2)	70.25	0.194	11:17:44.714
4 -	1:42.152	51.314	2:33.466	69.64	1.525	11:20:18.180
5 -	1:42.254	50.370	2:32.624 (3)	70.02	0.683	11:22:50.804

Weather / Track : Bright / Dry

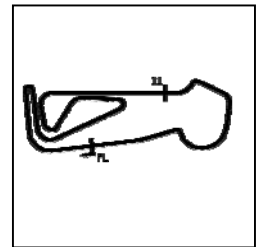
Snetterton 300  
Circuit Length = 2.9689 miles  
Start: 10:59 Flag 11:22 End: 11:24



# BMCRC - MRO Championships 2019 - Rnd 8 @ Snetterton

## Chilton Motors 250 MZs & BMCRC Blue Haze 2-Stroke GP

### QUALIFYING - SECTOR ANALYSIS



SECTOR 1 = FL to I1, SECTOR 2 = I1 to FL, DIFF = Difference To Personal Best Lap, P = Crossed Finish Line in Pit Lane, D = Time Disallowed

P23 32		John ASHMEAD		MZ -		
IDEAL LAP TIME : 2:32.046		BEST LAP TIME : 2:32.334		DIFFERENCE : 0.288		
LAP	SECTOR 1	SECTOR 2	LAP TIME	MPH	DIFF	TIME OF DAY
1 -	1:44.594	<b>49.951</b>	2:34.545 (3)	69.15	2.211	11:02:49.507
2 -	2:05.437	7:22.307	9:27.744	18.82	6:55.410	11:12:17.251
3 -	1:52.157	51.105	2:43.262	65.46	10.928	11:15:00.513
4 -	1:42.299	51.165	2:33.464 (2)	69.64	1.130	11:17:33.977
5 -	1:43.837	50.742	2:34.579	69.14	2.245	11:20:08.556
6 -	<b>1:42.095</b>	50.239	<b>2:32.334 (1)</b>	<b>70.16</b>		<b>11:22:40.890</b>

P24 138		Konrad BREESE		MZ - STIHL Racing		
IDEAL LAP TIME : 2:34.691		BEST LAP TIME : 2:34.691		DIFFERENCE : 0.000		
LAP	SECTOR 1	SECTOR 2	LAP TIME	MPH	DIFF	TIME OF DAY
1 -	1:49.356	51.664	2:41.020	66.37	6.329	11:02:57.648
2 -	2:00.919	7:26.556	9:27.475	18.83	6:52.784	11:12:25.123
3 -	2:01.189	51.553	2:52.742	61.87	18.051	11:15:17.865
4 -	1:44.617	51.360	2:35.977 (2)	68.52	1.286	11:17:53.842
5 -	1:45.029	51.057	2:36.086 (3)	68.47	1.395	11:20:29.928
6 -	<b>1:44.075</b>	<b>50.616</b>	<b>2:34.691 (1)</b>	<b>69.09</b>		<b>11:23:04.619</b>

P25 41		Gary WILLIAMS		MZ -		
IDEAL LAP TIME : 2:36.301		BEST LAP TIME : 2:36.573		DIFFERENCE : 0.272		
LAP	SECTOR 1	SECTOR 2	LAP TIME	MPH	DIFF	TIME OF DAY
1 -	1:52.627	58.444	2:51.071	62.47	14.498	11:03:08.179
2 -	2:52.784	6:31.562	9:24.346	18.93	6:47.773	11:12:32.525
3 -	2:05.753	52.286	2:58.039	60.03	21.466	11:15:30.564
4 -	1:46.557	51.580	2:38.137 (3)	67.58	1.564	11:18:08.701
5 -	1:46.109	<b>51.249</b>	2:37.358 (2)	67.92	0.785	11:20:46.059
6 -	<b>1:45.052</b>	51.521	<b>2:36.573 (1)</b>	<b>68.26</b>		<b>11:23:22.632</b>

P26 5		Garry SAMETT		MZ - smallmouse		
IDEAL LAP TIME : 2:36.893		BEST LAP TIME : 2:36.893		DIFFERENCE : 0.000		
LAP	SECTOR 1	SECTOR 2	LAP TIME	MPH	DIFF	TIME OF DAY
1 -	1:53.234	53.839	2:47.073	63.97	10.180	11:03:09.389
2 -	2:48.009	6:41.822	9:29.831	18.75	6:52.938	11:12:39.220
3 -	2:03.516	54.325	2:57.841	60.09	20.948	11:15:37.061
4 -	1:48.486	53.047	2:41.533 (3)	66.16	4.640	11:18:18.594
5 -	1:46.826	52.094	2:38.920 (2)	67.25	2.027	11:20:57.514
6 -	<b>1:44.809</b>	<b>52.084</b>	<b>2:36.893 (1)</b>	<b>68.12</b>		<b>11:23:34.407</b>

P27 56		Russell TURNER		MZ -		
IDEAL LAP TIME : 2:37.858		BEST LAP TIME : 2:38.665		DIFFERENCE : 0.807		
LAP	SECTOR 1	SECTOR 2	LAP TIME	MPH	DIFF	TIME OF DAY
1 -	1:51.458	53.802	2:45.260	64.67	6.595	11:03:03.999
2 -	2:17.205	7:00.370	9:17.575	19.16	6:38.910	11:12:21.574
3 -	2:03.617	52.201	2:55.818	60.79	17.153	11:15:17.392
4 -	1:47.835	<b>52.165</b>	2:40.000 (3)	66.80	1.335	11:17:57.392
5 -	1:46.809	52.189	2:38.998 (2)	67.22	0.333	11:20:36.390
6 -	<b>1:45.693</b>	52.972	<b>2:38.665 (1)</b>	<b>67.36</b>		<b>11:23:15.055</b>

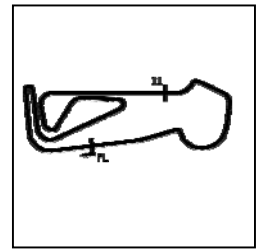
Weather / Track : Bright / Dry

Snetterton 300  
Circuit Length = 2.9689 miles  
Start: 10:59 Flag 11:22 End: 11:24

# BMCRC - MRO Championships 2019 - Rnd 8 @ Snetterton

## Chilton Motors 250 MZs & BMCRC Blue Haze 2-Stroke GP

### QUALIFYING - SECTOR ANALYSIS



SECTOR 1 = FL to I1, SECTOR 2 = I1 to FL, DIFF = Difference To Personal Best Lap, P = Crossed Finish Line in Pit Lane, D = Time Disallowed

P28 67 GPF		Mark BAILEY		Yamaha - Gforce motorcycles		
IDEAL LAP TIME : 2:40.703		BEST LAP TIME : 2:41.907		DIFFERENCE : 1.204		
LAP	SECTOR 1	SECTOR 2	LAP TIME	MPH	DIFF	TIME OF DAY
1 -	1:51.660	55.690	2:47.350	63.86	5.443	11:03:03.663
2 -	2:14.873	6:56.688	9:11.561	19.37	6:29.654	11:12:15.224
3 -	2:00.053	58.305	2:58.358	59.92	16.451	11:15:13.582
4 -	1:49.900	<b>54.136</b>	2:44.036 (3)	65.15	2.129	11:17:57.618
5 -	1:47.811	55.479	2:43.290 (2)	65.45	1.383	11:20:40.908
6 -	<b>1:46.567</b>	55.340	<b>2:41.907 (1)</b>	<b>66.01</b>		<b>11:23:22.815</b>

P29 108 R		Ian KEEBLE		MZ -		
IDEAL LAP TIME : 2:42.036		BEST LAP TIME : 2:42.104		DIFFERENCE : 0.068		
LAP	SECTOR 1	SECTOR 2	LAP TIME	MPH	DIFF	TIME OF DAY
1 -	1:53.693	56.397	2:50.090	62.83	7.986	11:03:03.807
2 -	2:23.192	6:51.786	9:14.978	19.25	6:32.874	11:12:18.785
3 -	1:59.019	55.378	2:54.397	61.28	12.293	11:15:13.182
4 -	<b>1:47.989</b>	54.115	<b>2:42.104 (1)</b>	<b>65.93</b>		<b>11:17:55.286</b>
5 -	1:48.301	<b>54.047</b>	2:42.348 (2)	65.83	0.244	11:20:37.634
6 -	1:54.283	54.985	2:49.268 (3)	63.14	7.164	11:23:26.902

P30 566 R		Michael WILBY		MZ - Sziler UK		
IDEAL LAP TIME : 2:41.830		BEST LAP TIME : 2:42.377		DIFFERENCE : 0.547		
LAP	SECTOR 1	SECTOR 2	LAP TIME	MPH	DIFF	TIME OF DAY
1 -	<b>1:48.277</b>	54.719	2:42.996 (2)	65.57	0.619	11:02:57.341
2 -	2:01.572	7:27.983	9:29.555	18.76	6:47.178	11:12:26.896
3 -	2:05.275	54.865	3:00.140	59.33	17.763	11:15:27.036
4 -	1:50.427	54.577	2:45.004 (3)	64.77	2.627	11:18:12.040
5 -	1:50.982	54.216	2:45.198	64.69	2.821	11:20:57.238
6 -	1:48.824	<b>53.553</b>	<b>2:42.377 (1)</b>	<b>65.82</b>		<b>11:23:39.615</b>

P31 77 R		Christopher KILGAR		MZ - RAF motorsports association		
IDEAL LAP TIME : 2:42.201		BEST LAP TIME : 2:42.465		DIFFERENCE : 0.264		
LAP	SECTOR 1	SECTOR 2	LAP TIME	MPH	DIFF	TIME OF DAY
1 -	1:59.138	54.998	2:54.136	61.37	11.671	11:03:15.508
2 -	2:47.340	6:26.961	9:14.301	19.28	6:31.836	11:12:29.809
3 -	2:05.505	54.573	3:00.078	59.35	17.613	11:15:29.887
4 -	1:49.495	54.272	2:43.767 (3)	65.26	1.302	11:18:13.654
5 -	<b>1:49.113</b>	53.746	2:42.859 (2)	65.62	0.394	11:20:56.513
6 -	1:49.377	<b>53.088</b>	<b>2:42.465 (1)</b>	<b>65.78</b>		<b>11:23:38.978</b>

P32 94		Matthew SPENCER		MZ -		
IDEAL LAP TIME : 2:44.314		BEST LAP TIME : 2:44.314		DIFFERENCE : 0.000		
LAP	SECTOR 1	SECTOR 2	LAP TIME	MPH	DIFF	TIME OF DAY
1 -	<b>1:51.788</b>	<b>52.526</b>	<b>2:44.314 (1)</b>	<b>65.04</b>		<b>11:03:06.391</b>

P33 26 R		Andy HOWLETT		MZ -		
IDEAL LAP TIME : 2:47.956		BEST LAP TIME : 2:48.285		DIFFERENCE : 0.329		
LAP	SECTOR 1	SECTOR 2	LAP TIME	MPH	DIFF	TIME OF DAY
1 -	1:59.171	57.126	2:56.297	60.62	8.012	11:03:18.056
2 -	2:51.732	6:19.455	9:11.187	19.39	6:22.902	11:12:29.243
3 -	2:05.838	<b>55.619</b>	3:01.457	58.90	13.172	11:15:30.700
4 -	1:53.082	56.429	2:49.511 (3)	63.05	1.226	11:18:20.211
5 -	1:52.550	55.790	2:48.340 (2)	63.49	0.055	11:21:08.551
6 -	<b>1:52.337</b>	55.948	<b>2:48.285 (1)</b>	<b>63.51</b>		<b>11:23:56.836</b>

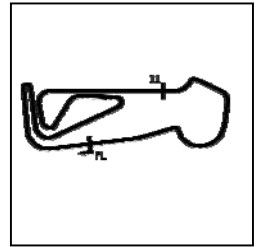
Weather / Track : Bright / Dry

Snetterton 300  
Circuit Length = 2.9689 miles  
Start: 10:59 Flag 11:22 End: 11:24

# BMCRC - MRO Championships 2019 - Rnd 8 @ Snetterton

## Chilton Motors 250 MZs & BMCRC Blue Haze 2-Stroke GP

### QUALIFYING - SECTOR ANALYSIS



SECTOR 1 = FL to I1, SECTOR 2 = I1 to FL, DIFF = Difference To Personal Best Lap, P = Crossed Finish Line in Pit Lane, D = Time Disallowed

<b>P34 93</b>		<b>Patrick ORTON</b>		MZ - Chilton Motors			
IDEAL LAP TIME : 3:15.889		BEST LAP TIME : 3:15.927		DIFFERENCE : 0.038			
LAP	SECTOR 1	SECTOR 2	LAP TIME	MPH	DIFF	TIME OF DAY	
1 -	2:12.391	<b>1:06.816</b>	3:19.207 (2)	53.65	3.280	11:03:35.288	
2 -	2:46.452	6:11.896	8:58.348	19.85	5:42.421	11:12:33.636	
3 -	2:21.276	1:08.518	3:29.794	50.94	13.867	11:16:03.430	
4 -	2:12.473	1:07.274	3:19.747 (3)	53.50	3.820	11:19:23.177	
5 -	<b>2:09.073</b>	1:06.854	<b>3:15.927 (1)</b>	<b>54.55</b>		<b>11:22:39.104</b>	

# BMCRC - MRO Championships 2019 - Rnd 8 @ Snetterton

## Chilton Motors 250 MZs & BMCRC Blue Haze 2-Stroke GP

### QUALIFYING - BEST SECTORS

SECTOR 1			SECTOR 2			IDEAL / BEST COMPARISON						
POS	NO	NAME	TIME	NO	NAME	TIME	POS	NO	NAME	IDEAL	BEST	DIFF
									<b>PERFECT LAP</b>	<b>2:13.809</b>		
1	64	ELLIS	<b>1:29.644</b>	64	ELLIS	<b>44.165</b>	1	64	ELLIS	2:13.809	2:13.809	0.000
2	101	DAVIES	<b>1:30.962</b>	55	TOLAND	<b>45.093</b>	2	55	TOLAND	2:16.113	2:16.191	0.078
3	55	TOLAND	<b>1:31.020</b>	101	DAVIES	<b>45.184</b>	3	101	DAVIES	2:16.146	2:16.146	0.000
4	70	BURSCOUGH	<b>1:31.788</b>	70	BURSCOUGH	<b>45.751</b>	4	70	BURSCOUGH	2:17.539	2:17.539	0.000
5	15	PERKINS	<b>1:31.987</b>	60	GOUGH	<b>46.087</b>	5	15	PERKINS	2:18.277	2:18.277	0.000
6	60	GOUGH	<b>1:33.001</b>	11	MACHARD	<b>46.200</b>	6	60	GOUGH	2:19.088	2:19.088	0.000
7	11	MACHARD	<b>1:33.097</b>	15	PERKINS	<b>46.290</b>	7	11	MACHARD	2:19.297	2:19.297	0.000
8	27	HAYWARD	<b>1:33.760</b>	707	SYMON	<b>46.920</b>	8	27	HAYWARD	2:20.781	2:20.781	0.000
9	3	BARRETT	<b>1:33.776</b>	27	HAYWARD	<b>47.021</b>	9	3	BARRETT	2:21.873	2:21.873	0.000
10	2	BEDFORD	<b>1:34.227</b>	75	WOODALL	<b>47.216</b>	10	2	BEDFORD	2:22.250	2:22.250	0.000
11	144	DUNN	<b>1:34.317</b>	69	MANN	<b>47.563</b>	11	144	DUNN	2:22.375	2:22.883	0.508
12	75	WOODALL	<b>1:35.420</b>	85	WALES	<b>47.572</b>	12	75	WOODALL	2:22.636	2:22.636	0.000
13	69	MANN	<b>1:36.177</b>	2	BEDFORD	<b>48.023</b>	13	69	MANN	2:23.740	2:24.101	0.361
14	85	WALES	<b>1:36.293</b>	144	DUNN	<b>48.058</b>	14	85	WALES	2:23.865	2:23.865	0.000
15	21	THURTTLE	<b>1:37.389</b>	3	BARRETT	<b>48.097</b>	15	21	THURTTLE	2:25.886	2:26.079	0.193
16	9	HOWLETT	<b>1:38.471</b>	95	ROGERS	<b>48.233</b>	16	707	SYMON	2:26.867	2:26.867	0.000
17	96	KENT	<b>1:38.512</b>	96	KENT	<b>48.396</b>	17	96	KENT	2:26.908	2:28.978	2.070
18	30	HEWSON	<b>1:39.357</b>	44	DESSOY	<b>48.429</b>	18	9	HOWLETT	2:26.969	2:27.390	0.421
19	95	ROGERS	<b>1:39.386</b>	21	THURTTLE	<b>48.497</b>	19	95	ROGERS	2:27.619	2:27.629	0.010
20	707	SYMON	<b>1:39.947</b>	9	HOWLETT	<b>48.498</b>	20	30	HEWSON	2:29.735	2:29.735	0.000
21	44	DESSOY	<b>1:41.918</b>	113	NEWMAN	<b>49.375</b>	21	44	DESSOY	2:30.347	2:30.347	0.000
22	32	ASHMEAD	<b>1:42.095</b>	32	ASHMEAD	<b>49.951</b>	22	113	NEWMAN	2:31.471	2:31.941	0.470
23	113	NEWMAN	<b>1:42.096</b>	30	HEWSON	<b>50.378</b>	23	32	ASHMEAD	2:32.046	2:32.334	0.288
24	138	BREESE	<b>1:44.075</b>	138	BREESE	<b>50.616</b>	24	138	BREESE	2:34.691	2:34.691	0.000
25	5	SAMETT	<b>1:44.809</b>	41	WILLIAMS	<b>51.249</b>	25	41	WILLIAMS	2:36.301	2:36.573	0.272
26	41	WILLIAMS	<b>1:45.052</b>	5	SAMETT	<b>52.084</b>	26	5	SAMETT	2:36.893	2:36.893	0.000
27	56	TURNER	<b>1:45.693</b>	56	TURNER	<b>52.165</b>	27	56	TURNER	2:37.858	2:38.665	0.807
28	67	BAILEY	<b>1:46.567</b>	94	SPENCER	<b>52.526</b>	28	67	BAILEY	2:40.703	2:41.907	1.204
29	108	KEEBLE	<b>1:47.989</b>	77	KILGAR	<b>53.088</b>	29	566	WILBY	2:41.830	2:42.377	0.547
30	566	WILBY	<b>1:48.277</b>	566	WILBY	<b>53.553</b>	30	108	KEEBLE	2:42.036	2:42.104	0.068
31	77	KILGAR	<b>1:49.113</b>	108	KEEBLE	<b>54.047</b>	31	77	KILGAR	2:42.201	2:42.465	0.264
32	94	SPENCER	<b>1:51.788</b>	67	BAILEY	<b>54.136</b>	32	94	SPENCER	2:44.314	2:44.314	0.000
33	26	HOWLETT	<b>1:52.337</b>	26	HOWLETT	<b>55.619</b>	33	26	HOWLETT	2:47.956	2:48.285	0.329
34	93	ORTON	<b>2:09.073</b>	93	ORTON	<b>1:06.816</b>	34	93	ORTON	3:15.889	3:15.927	0.038

35



**BMCRC - MRO Championships 2019 - Rnd 8 @ Snetterton**

**Chilton Motors 250 MZs & BMCRC Blue Haze 2-Stroke GP**

**RACE 8 - GRID (5 Laps)**

ROW 14	1		41	<b>169</b> Mark ELLERAY	40	<b>83</b> Paul GODBOLD	
				2:41.907		2:29.735	2:26.867
ROW 13		39	<b>67</b> Mark BAILEY	38	<b>30</b> Neil HEWSON	37	<b>707</b> Alex SYMON
			2:26.079	2:22.883	2:22.250		
ROW 12	36	<b>21</b> Stuart THURTLÉ	35	<b>144</b> Stephen DUNN	34	<b>2</b> Nick BEDFORD	
			2:21.873	2:20.781	2:19.297		
ROW 11		33	<b>3</b> Tom BARRETT	32	<b>27</b> Richard HAYWARD	31	<b>11</b> Gael MACHARD
			2:19.088	2:18.277	2:17.539		
ROW 10	30	<b>60</b> Daniel GOUGH	29	<b>15</b> Billy PERKINS	28	<b>70</b> Andrew BURSCOUGH	
			2:16.191	2:16.146	2:13.809		
ROW 9		27	<b>55</b> Paul TOLAND	26	<b>101</b> Andrew DAVIES	25	<b>64</b> Phil ELLIS
ROW 8	24		23		22		
ROW 7		21		20	<b>6</b> Paul ANSELL	19	<b>93</b> Patrick ORTON
							3:15.927
ROW 6	18	<b>26</b> Andy HOWLETT	17	<b>94</b> Matthew SPENCER	16	<b>77</b> Christopher KILGAR	
			2:48.285	2:44.314	2:42.465		
ROW 5		15	<b>566</b> Michael WILBY	14	<b>108</b> Ian KEEBLE	13	<b>56</b> Russell TURNER
			2:42.377	2:42.104	2:38.665		
ROW 4	12	<b>5</b> Garry SAMETT	11	<b>41</b> Gary WILLIAMS	10	<b>138</b> Konrad BREESE	
			2:36.893	2:36.573	2:34.691		
ROW 3		9	<b>32</b> John ASHMEAD	8	<b>113</b> Liam NEWMAN	7	<b>44</b> Robert DESSOY
			2:32.334	2:31.941	2:30.347		
ROW 2	6	<b>96</b> Chris KENT	5	<b>95</b> Christopher ROGERS	4	<b>9</b> Gary HOWLETT	
			2:28.978	2:27.629	2:27.390		
ROW 1		3	<b>69</b> Alexander MANN	2	<b>85</b> Andrew WALES	1	<b>75</b> Peter WOODALL
			2:24.101	2:23.865	2:22.636		
							<b>Pole</b>

Snetterton 300  
 Circuit Length = 2.9689 miles

**These results are provisional until the conclusion of any judicial and technical matters.**

Clerk Of Course :	Steward :	Timekeeper :

Results can be found at [www.tsl-timing.com](http://www.tsl-timing.com)

Printed - 11:30 Saturday, 14 September 2019





**BMCRC - MRO Championships 2019 - Rnd 8 @ Snetterton**

**Chilton Motors 250 MZs & BMCRC Blue Haze 2-Stroke GP**

**RACE 8 - CLASSIFICATION**

POS	NO	CL	PIC NAME	ENTRY	LAPS	TIME	GAP	DIFF	MPH	BEST	ON
1	44		1 Robert DESSOY	MZ - Eastern Garage Racing	5	12:05.121			73.69	2:22.141	2
2	69		2 Alexander MANN	MZ - HS RACING	5	12:05.361	0.240	0.240	73.67	2:22.563	4
3	75		3 Peter WOODALL	MZ - Core Projects Ltd	5	12:06.055	0.934	0.694	73.60	2:22.736	4
4	95		4 Christopher ROGERS	MZ - CB Racing	5	12:16.564	11.443	10.509	72.55	2:23.930	2
5	9		5 Gary HOWLETT	MZ - HS Racing	5	12:30.759	25.638	14.195	71.18	2:27.549	5
6	113		6 Liam NEWMAN	MZ - Team newman racing	5	12:40.350	35.229	9.591	70.28	2:30.121	3
7	138		7 Konrad BREESE	MZ - STIHL Racing	5	12:49.118	43.997	8.768	69.48	2:31.789	5
8	70	GPF	1 Andrew BURSCOUGH	Yamaha - Apollo Tuning	5	12:50.045	44.924	0.927	69.39	2:16.253	3
9	55	GPF	2 Paul TOLAND	Yamaha -	5	12:50.240	45.119	0.195	69.38	2:15.493	3
10	64	GP	1 Phil ELLIS	Yamaha -	5	12:50.295	45.174	0.055	69.37	2:15.937	5
11	101	GPF	3 Andrew DAVIES	Yamaha - GIBSON EXHAUSTS	5	12:50.887	45.766	0.592	69.32	2:15.943	5
12	11	GPF	4 Gael MACHARD	Aprilia -	5	12:57.924	52.803	7.037	68.69	2:15.438	5
13	32		8 John ASHMEAD	MZ -	5	12:58.567	53.446	0.643	68.63	2:31.535	2
14	15	GPF	5 Billy PERKINS	Yamaha - Pip Carey	5	13:03.059	57.938	4.492	68.24	2:18.328	5
15	27	GPF	6 Richard HAYWARD	Yamaha - Gforce Motorcycles	5	13:03.508	58.387	0.449	68.20	2:17.655	2
16	41		9 Gary WILLIAMS	MZ -	5	13:04.098	58.977	0.590	68.15	2:34.035	5
17	144	GP	2 Stephen DUNN	Yamaha -	5	13:06.155	1:01.034	2.057	67.97	2:17.947	5
18	2	GP	3 Nick BEDFORD	Yamaha - Banx Race Paint	5	13:13.284	1:08.163	7.129	67.36	2:17.353	2
19	60	GPF	7 Daniel GOUGH	Yamaha - G Force Motorcycles	5	13:13.615	1:08.494	0.331	67.33	2:18.420	4
20	3	GP	4 Tom BARRETT	Honda - Aspire Classic Restoration	5	13:13.916	1:08.795	0.301	67.31	2:17.806	2
21	5		10 Garry SAMETT	MZ - smallmouse	5	13:18.799	1:13.678	4.883	66.90	2:34.735	5
22	56		11 Russell TURNER	MZ -	5	13:19.399	1:14.278	0.600	66.85	2:37.647	2
23	108	R	1 Ian KEEBLE	MZ -	5	13:36.295	1:31.174	16.896	65.46	2:39.910	5
24	566	R	2 Michael WILBY	MZ - Sziler UK	5	13:39.891	1:34.770	3.596	65.17	2:41.577	5
25	30	GPF	8 Neil HEWSON	Suzuki - The Sun Inn, Pickering	5	14:01.313	1:56.192	21.422	63.52	2:27.628	5
26	26	R	3 Andy HOWLETT	MZ -	5	14:17.002	2:11.881	15.689	62.35	2:47.766	5
27	67	GPF	9 Mark BAILEY	Yamaha - Gforce motorcycles	5	14:25.212	2:20.091	8.210	61.76	2:32.689	5
28	6	R	4 Paul ANSELL	MZ -	5	14:36.609	2:31.488	11.397	60.96	2:50.204	4
29	93		12 Patrick ORTON	MZ - Chilton Motors	4	13:40.930	1 Lap	1 Lap	52.07	3:18.636	3

NOT CLASSIFIED

DNF	85		Andrew WALES	MZ - Illuminated Design LTD	4	9:40.940	1 Lap		73.59	2:22.356	2
DNF	77	R	Christopher KILGAR	MZ - RAF motorsports association	1	2:57.351	4 Laps	3 Laps	60.26		
DNF	21	GP	Stuart THURTL	Honda - TeamTortoise	0						
DNF	707	GPF	Alex SYMON	Suzuki - MCW	0						

FASTEST LAP

11	GPF	Gael MACHARD	Aprilia -	5	2:15.438	78.91 mph	127.00 kph
64	GP	Phil ELLIS	Yamaha -	5	2:15.937	78.62 mph	126.53 kph
44		Robert DESSOY	MZ - Eastern Garage Racing	2	2:22.141	75.19 mph	121.01 kph
108	R	Ian KEEBLE	MZ -	5	2:39.910	66.83 mph	107.56 kph

Class - 92.5% of Race Speed = 68.16 mph  
 Class GPF - 92.5% of Race Speed = 64.18 mph  
 Class GP - 92.5% of Race Speed = 64.16 mph  
 Class R - 92.5% of Race Speed = 60.55 mph

Snetterton 300  
 Circuit Length = 2.9689 miles  
 Start: 14:32 Flag 14:44 End: 14:47

Weather / Track : Sunny / Dry  
 These results are provisional until the conclusion of any judicial and technical matters.

Clerk Of Course :	Steward :	Timekeeper :
-------------------	-----------	--------------

Results can be found at [www.tsl-timing.com](http://www.tsl-timing.com)

Printed - 14:47 Saturday, 14 September 2019



# BMCRC - MRO Championships 2019 - Rnd 8 @ Snetterton

## Chilton Motors 250 MZs & BMCRC Blue Haze 2-Stroke GP

### RACE 8 - LAP CHART

#### LAP 1 @ 14:34:59.288

NO	BEHIND	LAP TIME
69		2:31.947
85	1.026	2:32.973
75	1.909	2:33.856
44	2.221	2:34.168
95	2.564	2:34.511
113	3.978	2:35.925
9	6.101	2:38.048
138	8.327	2:40.274
32	10.602	2:42.549
41	11.637	2:43.584
56	14.403	2:46.350
5	16.569	2:48.516
108	20.182	2:52.129
566	20.413	2:52.360
77	25.404	2:57.351
6	30.876	3:02.823
26	31.094	3:03.041
93	1:06.318	3:38.265
70	1:10.783	3:42.730
101	1:11.295	3:43.242
55	1:11.399	3:43.346
64	1:12.501	3:44.448
15	1:13.491	3:45.438
27	1:14.825	3:46.772
60	1:15.491	3:47.438
11	1:15.777	3:47.724
2	1:17.738	3:49.685
144	1:18.732	3:50.679
3	1:20.402	3:52.349
30	1:28.975	4:00.922
67	1:31.077	4:03.024

#### LAP 2 @ 14:37:22.449

NO	BEHIND	LAP TIME
69		2:23.161
85	0.221	2:22.356
44	1.201	2:22.141
75	1.682	2:22.934
95	3.333	2:23.930
9	10.700	2:27.760
113	11.009	2:30.192
138	17.522	2:32.356
32	18.976	2:31.535
41	23.646	2:35.170
56	28.889	2:37.647
5	32.821	2:39.413
566	39.516	2:42.264
108	39.618	2:42.597
26	56.790	2:48.857
70	1:04.982	2:17.360
55	1:05.485	2:17.247
64	1:05.838	2:16.498
6	1:06.601	2:58.886
101	1:07.122	2:18.988
15	1:08.671	2:18.341
27	1:09.319	2:17.655
11	1:09.920	2:17.304
2	1:11.930	2:17.353
60	1:13.179	2:20.849
144	1:14.753	2:19.182
3	1:15.047	2:17.806
30	1:37.413	2:31.599

Weather / Track : Sunny / Dry

Results can be found at [www.tsl-timing.com](http://www.tsl-timing.com)

67	1:46.870	2:38.954
93	2:06.082	3:22.925

#### LAP 3 @ 14:39:45.076

NO	BEHIND	LAP TIME
85		2:22.406
69	0.779	2:23.406
44	1.471	2:22.897
75	2.499	2:23.444
95	5.489	2:24.783
9	16.544	2:28.471
113	18.503	2:30.121
138	27.238	2:32.343
32	28.114	2:31.765
41	36.906	2:35.887
56	44.347	2:38.085
5	49.167	2:38.973
108	58.029	2:41.038
55	58.351	2:15.493
70	58.608	2:16.253
566	58.651	2:41.762
64	59.821	2:16.610
101	1:01.096	2:16.601
27	1:07.136	2:20.444
15	1:07.337	2:21.293
11	1:07.605	2:20.312
60	1:11.022	2:20.470
144	1:12.040	2:19.914
3	1:12.106	2:19.686
2	1:16.825	2:27.522
26	1:23.228	2:49.065
6	1:36.470	2:52.496
30	1:44.869	2:30.083
67	1:59.408	2:35.165

#### LAP 4 @ 14:42:08.281

NO	BEHIND	LAP TIME
85		2:23.205
69	0.137	2:22.563
44	1.414	2:23.148
75	2.030	2:22.736
95	8.973	2:26.689
9	22.270	2:28.931
113	26.993	2:31.695
138	36.389	2:32.356
93	1 Lap	3:18.636
32	41.449	2:36.540
41	49.123	2:35.422
70	52.586	2:17.183
55	52.744	2:17.598
64	53.418	2:16.802
101	54.004	2:16.113
56	59.438	2:38.296
11	1:01.546	2:17.146
5	1:03.124	2:37.162
15	1:03.791	2:19.659
27	1:04.067	2:20.136
60	1:06.237	2:18.420
144	1:07.268	2:18.433
3	1:12.278	2:23.377
2	1:13.363	2:19.743
108	1:15.445	2:40.621
566	1:17.374	2:41.928
26	1:48.296	2:48.273

30	1:52.745	2:31.081
6	2:03.469	2:50.204
67	2:11.583	2:35.380

#### LAP 5 @ 14:44:32.462

NO	BEHIND	LAP TIME
44		2:22.767
69	0.240	2:24.284
75	0.934	2:23.085
95	11.443	2:26.651
9	25.638	2:27.549
113	35.229	2:32.417
138	43.997	2:31.789
70	44.924	2:16.519
55	45.119	2:16.556
64	45.174	2:15.937
101	45.766	2:15.943
11	52.803	2:15.438
32	53.446	2:36.178
15	57.938	2:18.328
27	58.387	2:18.501
41	58.977	2:34.035
144	1:01.034	2:17.947
2	1:08.163	2:18.981
60	1:08.494	2:26.438
3	1:08.795	2:20.698
5	1:13.678	2:34.735
56	1:14.278	2:39.021
108	1:31.174	2:39.910
566	1:34.770	2:41.577
93	1 Lap	3:21.104
30	1:56.192	2:27.628
26	2:11.881	2:47.766
67	2:20.091	2:32.689
6	2:31.488	2:52.200

Snetterton 300

Circuit Length = 2.9689 miles

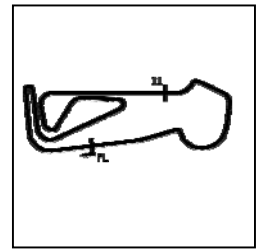
Start: 14:32 Flag 14:44 End: 14:47

Printed - 14:48 Saturday, 14 September 2019

# BMCRC - MRO Championships 2019 - Rnd 8 @ Snetterton

## Chilton Motors 250 MZs & BMCRC Blue Haze 2-Stroke GP

### RACE 8 - SECTOR ANALYSIS



SECTOR 1 = FL to I1, SECTOR 2 = I1 to FL, DIFF = Difference To Personal Best Lap, P = Crossed Finish Line in Pit Lane, D = Time Disallowed

P1 44		Robert DESOY		MZ - Eastern Garage Racing		
IDEAL LAP TIME : 2:22.048		BEST LAP TIME : 2:22.141		DIFFERENCE : 0.093		
LAP	SECTOR 1	SECTOR 2	LAP TIME	MPH	DIFF	TIME OF DAY
1 -		47.460	2:34.168	69.32	12.027	14:35:01.509
2 -	1:35.020	<b>47.121</b>	<b>2:22.141 (1)</b>	<b>75.19</b>		<b>14:37:23.650</b>
3 -	1:35.050	47.847	2:22.897 (3)	74.79	0.756	14:39:46.547
4 -	1:35.675	47.473	2:23.148	74.66	1.007	14:42:09.695
5 -	<b>1:34.927</b>	47.840	2:22.767 (2)	74.86	0.626	14:44:32.462

P2 69		Alexander MANN		MZ - HS RACING		
IDEAL LAP TIME : 2:22.563		BEST LAP TIME : 2:22.563		DIFFERENCE : 0.000		
LAP	SECTOR 1	SECTOR 2	LAP TIME	MPH	DIFF	TIME OF DAY
1 -		47.150	2:31.947	70.34	9.384	14:34:59.288
2 -	1:35.971	47.190	2:23.161 (2)	74.65	0.598	14:37:22.449
3 -	1:35.916	47.490	2:23.406 (3)	74.53	0.843	14:39:45.855
4 -	<b>1:35.427</b>	<b>47.136</b>	<b>2:22.563 (1)</b>	<b>74.97</b>		<b>14:42:08.418</b>
5 -	1:36.258	48.026	2:24.284	74.07	1.721	14:44:32.702

P3 75		Peter WOODALL		MZ - Core Projects Ltd		
IDEAL LAP TIME : 2:22.535		BEST LAP TIME : 2:22.736		DIFFERENCE : 0.201		
LAP	SECTOR 1	SECTOR 2	LAP TIME	MPH	DIFF	TIME OF DAY
1 -		47.650	2:33.856	69.46	11.120	14:35:01.197
2 -	<b>1:35.395</b>	47.539	2:22.934 (2)	74.77	0.198	14:37:24.131
3 -	1:35.834	47.610	2:23.444	74.51	0.708	14:39:47.575
4 -	1:35.596	<b>47.140</b>	<b>2:22.736 (1)</b>	<b>74.88</b>		<b>14:42:10.311</b>
5 -	1:35.678	47.407	2:23.085 (3)	74.69	0.349	14:44:33.396

P4 95		Christopher ROGERS		MZ - CB Racing		
IDEAL LAP TIME : 2:23.930		BEST LAP TIME : 2:23.930		DIFFERENCE : 0.000		
LAP	SECTOR 1	SECTOR 2	LAP TIME	MPH	DIFF	TIME OF DAY
1 -		47.764	2:34.511	69.17	10.581	14:35:01.852
2 -	<b>1:36.771</b>	<b>47.159</b>	<b>2:23.930 (1)</b>	<b>74.25</b>		<b>14:37:25.782</b>
3 -	1:37.005	47.778	2:24.783 (2)	73.82	0.853	14:39:50.565
4 -	1:38.914	47.775	2:26.689	72.86	2.759	14:42:17.254
5 -	1:37.697	48.954	2:26.651 (3)	72.88	2.721	14:44:43.905

P5 9		Gary HOWLETT		MZ - HS Racing		
IDEAL LAP TIME : 2:27.345		BEST LAP TIME : 2:27.549		DIFFERENCE : 0.204		
LAP	SECTOR 1	SECTOR 2	LAP TIME	MPH	DIFF	TIME OF DAY
1 -		49.265	2:38.048	67.62	10.499	14:35:05.389
2 -	<b>1:38.845</b>	48.915	2:27.760 (2)	72.33	0.211	14:37:33.149
3 -	1:39.946	48.525	2:28.471 (3)	71.98	0.922	14:40:01.620
4 -	1:39.781	49.150	2:28.931	71.76	1.382	14:42:30.551
5 -	1:39.049	<b>48.500</b>	<b>2:27.549 (1)</b>	<b>72.43</b>		<b>14:44:58.100</b>

P6 113		Liam NEWMAN		MZ - Team newman racing		
IDEAL LAP TIME : 2:28.882		BEST LAP TIME : 2:30.121		DIFFERENCE : 1.239		
LAP	SECTOR 1	SECTOR 2	LAP TIME	MPH	DIFF	TIME OF DAY
1 -		<b>48.500</b>	2:35.925	68.54	5.804	14:35:03.266
2 -	1:40.988	49.204	2:30.192 (2)	71.16	0.071	14:37:33.458
3 -	<b>1:40.382</b>	49.739	<b>2:30.121 (1)</b>	<b>71.19</b>		<b>14:40:03.579</b>
4 -	1:41.300	50.395	2:31.695 (3)	70.45	1.574	14:42:35.274
5 -	1:41.995	50.422	2:32.417	70.12	2.296	14:45:07.691

Weather / Track : Sunny / Dry

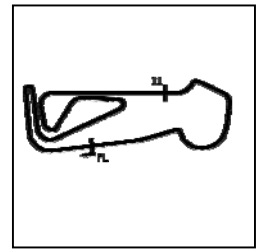
Snetterton 300  
Circuit Length = 2.9689 miles  
Start: 14:32 Flag 14:44 End: 14:47



# BMCRC - MRO Championships 2019 - Rnd 8 @ Snetterton

## Chilton Motors 250 MZs & BMCRC Blue Haze 2-Stroke GP

### RACE 8 - SECTOR ANALYSIS



SECTOR 1 = FL to I1, SECTOR 2 = I1 to FL, DIFF = Difference To Personal Best Lap, P = Crossed Finish Line in Pit Lane, D = Time Disallowed

P7 138 Konrad BREESE		MZ - STIHL Racing				
IDEAL LAP TIME : 2:31.760		BEST LAP TIME : 2:31.789		DIFFERENCE : 0.029		
LAP	SECTOR 1	SECTOR 2	LAP TIME	MPH	DIFF	TIME OF DAY
1 -		49.883	2:40.274	66.68	8.485	14:35:07.615
2 -	<b>1:42.189</b>	50.167	2:32.356 (3)	70.15	0.567	14:37:39.971
3 -	1:42.197	50.146	2:32.343 (2)	70.15	0.554	14:40:12.314
4 -	1:42.300	50.056	2:32.356 (3)	70.15	0.567	14:42:44.670
5 -	1:42.218	<b>49.571</b>	<b>2:31.789 (1)</b>	<b>70.41</b>		<b>14:45:16.459</b>

P8 70 GPF Andrew BURSCOUGH		Yamaha - Apollo Tuning				
IDEAL LAP TIME : 2:15.945		BEST LAP TIME : 2:16.253		DIFFERENCE : 0.308		
LAP	SECTOR 1	SECTOR 2	LAP TIME	MPH	DIFF	TIME OF DAY
1 -		<b>45.080</b>	3:42.730	47.98	1:26.477	14:36:10.071
2 -	1:31.838	45.522	2:17.360	77.81	1.107	14:38:27.431
3 -	1:31.155	45.098	<b>2:16.253 (1)</b>	<b>78.44</b>		<b>14:40:43.684</b>
4 -	<b>1:30.865</b>	46.318	2:17.183 (3)	77.91	0.930	14:43:00.867
5 -	1:31.303	45.216	2:16.519 (2)	78.29	0.266	14:45:17.386

P9 55 GPF Paul TOLAND		Yamaha -				
IDEAL LAP TIME : 2:14.974		BEST LAP TIME : 2:15.493		DIFFERENCE : 0.519		
LAP	SECTOR 1	SECTOR 2	LAP TIME	MPH	DIFF	TIME OF DAY
1 -		<b>44.710</b>	3:43.346	47.85	1:27.853	14:36:10.687
2 -	1:32.314	44.933	2:17.247 (3)	77.87	1.754	14:38:27.934
3 -	<b>1:30.264</b>	45.229	<b>2:15.493 (1)</b>	<b>78.88</b>		<b>14:40:43.427</b>
4 -	1:31.648	45.950	2:17.598	77.67	2.105	14:43:01.025
5 -	1:31.384	45.172	2:16.556 (2)	78.26	1.063	14:45:17.581

P10 64 GP Phil ELLIS		Yamaha -				
IDEAL LAP TIME : 2:15.384		BEST LAP TIME : 2:15.937		DIFFERENCE : 0.553		
LAP	SECTOR 1	SECTOR 2	LAP TIME	MPH	DIFF	TIME OF DAY
1 -		45.647	3:44.448	47.61	1:28.511	14:36:11.789
2 -	1:31.274	45.224	2:16.498 (2)	78.30	0.561	14:38:28.287
3 -	1:30.531	46.079	2:16.610 (3)	78.23	0.673	14:40:44.897
4 -	<b>1:30.340</b>	46.462	2:16.802	78.12	0.865	14:43:01.699
5 -	1:30.893	<b>45.044</b>	<b>2:15.937 (1)</b>	<b>78.62</b>		<b>14:45:17.636</b>

P11 101 GPF Andrew DAVIES		Yamaha - GIBSON EXHAUSTS				
IDEAL LAP TIME : 2:15.576		BEST LAP TIME : 2:15.943		DIFFERENCE : 0.367		
LAP	SECTOR 1	SECTOR 2	LAP TIME	MPH	DIFF	TIME OF DAY
1 -		<b>44.938</b>	3:43.242	47.87	1:27.299	14:36:10.583
2 -	1:33.405	45.583	2:18.988	76.89	3.045	14:38:29.571
3 -	1:31.575	45.026	2:16.601 (3)	78.24	0.658	14:40:46.172
4 -	1:30.859	45.254	2:16.113 (2)	78.52	0.170	14:43:02.285
5 -	<b>1:30.638</b>	45.305	<b>2:15.943 (1)</b>	<b>78.62</b>		<b>14:45:18.228</b>

P12 11 GPF Gael MACHARD		Aprilia -				
IDEAL LAP TIME : 2:15.438		BEST LAP TIME : 2:15.438		DIFFERENCE : 0.000		
LAP	SECTOR 1	SECTOR 2	LAP TIME	MPH	DIFF	TIME OF DAY
1 -		46.337	3:47.724	46.93	1:32.286	14:36:15.065
2 -	1:31.850	45.454	2:17.304 (3)	77.84	1.866	14:38:32.369
3 -	1:32.909	47.403	2:20.312	76.17	4.874	14:40:52.681
4 -	1:32.174	44.972	2:17.146 (2)	77.93	1.708	14:43:09.827
5 -	<b>1:30.603</b>	<b>44.835</b>	<b>2:15.438 (1)</b>	<b>78.91</b>		<b>14:45:25.265</b>

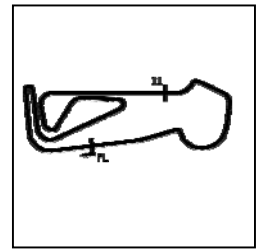
Weather / Track : Sunny / Dry

Snetterton 300  
Circuit Length = 2.9689 miles  
Start: 14:32 Flag 14:44 End: 14:47

# BMCRC - MRO Championships 2019 - Rnd 8 @ Snetterton

## Chilton Motors 250 MZs & BMCRC Blue Haze 2-Stroke GP

### RACE 8 - SECTOR ANALYSIS



SECTOR 1 = FL to I1, SECTOR 2 = I1 to FL, DIFF = Difference To Personal Best Lap, P = Crossed Finish Line in Pit Lane, D = Time Disallowed

P13 32		John ASHMEAD		MZ -		
IDEAL LAP TIME : 2:31.196		BEST LAP TIME : 2:31.535		DIFFERENCE : 0.339		
LAP	SECTOR 1	SECTOR 2	LAP TIME	MPH	DIFF	TIME OF DAY
1 -		49.933	2:42.549	65.75	11.014	14:35:09.890
2 -	<b>1:41.321</b>	50.214	<b>2:31.535 (1)</b>	<b>70.53</b>		<b>14:37:41.425</b>
3 -	1:41.890	<b>49.875</b>	2:31.765 (2)	70.42	0.230	14:40:13.190
4 -	1:44.373	52.167	2:36.540	68.27	5.005	14:42:49.730
5 -	1:45.630	50.548	2:36.178 (3)	68.43	4.643	14:45:25.908

P14 15 GPF		Billy PERKINS		Yamaha - Pip Carey		
IDEAL LAP TIME : 2:18.134		BEST LAP TIME : 2:18.328		DIFFERENCE : 0.194		
LAP	SECTOR 1	SECTOR 2	LAP TIME	MPH	DIFF	TIME OF DAY
1 -		<b>46.057</b>	3:45.438	47.41	1:27.110	14:36:12.779
2 -	1:32.095	46.246	2:18.341 (2)	77.25	0.013	14:38:31.120
3 -	1:34.142	47.151	2:21.293	75.64	2.965	14:40:52.413
4 -	1:33.370	46.289	2:19.659 (3)	76.52	1.331	14:43:12.072
5 -	<b>1:32.077</b>	46.251	<b>2:18.328 (1)</b>	<b>77.26</b>		<b>14:45:30.400</b>

P15 27 GPF		Richard HAYWARD		Yamaha - Gforce Motorcycles		
IDEAL LAP TIME : 2:17.655		BEST LAP TIME : 2:17.655		DIFFERENCE : 0.000		
LAP	SECTOR 1	SECTOR 2	LAP TIME	MPH	DIFF	TIME OF DAY
1 -		46.249	3:46.772	47.13	1:29.117	14:36:14.113
2 -	<b>1:31.583</b>	<b>46.072</b>	<b>2:17.655 (1)</b>	<b>77.64</b>		<b>14:38:31.768</b>
3 -	1:33.453	46.991	2:20.444	76.10	2.789	14:40:52.212
4 -	1:33.787	46.349	2:20.136 (3)	76.26	2.481	14:43:12.348
5 -	1:32.008	46.493	2:18.501 (2)	77.16	0.846	14:45:30.849

P16 41		Gary WILLIAMS		MZ -		
IDEAL LAP TIME : 2:33.113		BEST LAP TIME : 2:34.035		DIFFERENCE : 0.922		
LAP	SECTOR 1	SECTOR 2	LAP TIME	MPH	DIFF	TIME OF DAY
1 -		<b>50.382</b>	2:43.584	65.33	9.549	14:35:10.925
2 -	1:43.762	51.408	2:35.170 (2)	68.87	1.135	14:37:46.095
3 -	1:44.245	51.642	2:35.887	68.56	1.852	14:40:21.982
4 -	1:44.343	51.079	2:35.422 (3)	68.76	1.387	14:42:57.404
5 -	<b>1:42.731</b>	51.304	<b>2:34.035 (1)</b>	<b>69.38</b>		<b>14:45:31.439</b>

P17 144 GP		Stephen DUNN		Yamaha -		
IDEAL LAP TIME : 2:17.947		BEST LAP TIME : 2:17.947		DIFFERENCE : 0.000		
LAP	SECTOR 1	SECTOR 2	LAP TIME	MPH	DIFF	TIME OF DAY
1 -		47.476	3:50.679	46.33	1:32.732	14:36:18.020
2 -	1:32.160	47.022	2:19.182 (3)	76.79	1.235	14:38:37.202
3 -	1:32.290	47.624	2:19.914	76.39	1.967	14:40:57.116
4 -	1:31.853	46.580	2:18.433 (2)	77.20	0.486	14:43:15.549
5 -	<b>1:31.835</b>	<b>46.112</b>	<b>2:17.947 (1)</b>	<b>77.47</b>		<b>14:45:33.496</b>

P18 2 GP		Nick BEDFORD		Yamaha - Banx Race Paint		
IDEAL LAP TIME : 2:17.353		BEST LAP TIME : 2:17.353		DIFFERENCE : 0.000		
LAP	SECTOR 1	SECTOR 2	LAP TIME	MPH	DIFF	TIME OF DAY
1 -		47.284	3:49.685	46.53	1:32.332	14:36:17.026
2 -	<b>1:31.066</b>	<b>46.287</b>	<b>2:17.353 (1)</b>	<b>77.81</b>		<b>14:38:34.379</b>
3 -	1:40.000	47.522	2:27.522	72.45	10.169	14:41:01.901
4 -	1:32.614	47.129	2:19.743 (3)	76.48	2.390	14:43:21.644
5 -	1:32.391	46.590	2:18.981 (2)	76.90	1.628	14:45:40.625

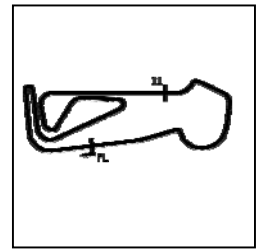
Weather / Track : Sunny / Dry

Snetterton 300  
Circuit Length = 2.9689 miles  
Start: 14:32 Flag 14:44 End: 14:47

# BMCRC - MRO Championships 2019 - Rnd 8 @ Snetterton

## Chilton Motors 250 MZs & BMCRC Blue Haze 2-Stroke GP

### RACE 8 - SECTOR ANALYSIS



SECTOR 1 = FL to I1, SECTOR 2 = I1 to FL, DIFF = Difference To Personal Best Lap, P = Crossed Finish Line in Pit Lane, D = Time Disallowed

P19 60 GPF Daniel GOUGH		Yamaha - G Force Motorcycles				
IDEAL LAP TIME : 2:18.420		BEST LAP TIME : 2:18.420		DIFFERENCE : 0.000		
LAP	SECTOR 1	SECTOR 2	LAP TIME	MPH	DIFF	TIME OF DAY
1 -		46.636	3:47.438	46.99	1:29.018	14:36:14.779
2 -	1:33.434	47.415	2:20.849 (3)	75.88	2.429	14:38:35.628
3 -	1:33.440	47.030	2:20.470 (2)	76.08	2.050	14:40:56.098
4 -	<b>1:32.321</b>	<b>46.099</b>	<b>2:18.420 (1)</b>	<b>77.21</b>		<b>14:43:14.518</b>
5 -	1:33.020	53.418	2:26.438	72.98	8.018	14:45:40.956

P20 3 GP Tom BARRETT		Honda - Aspire Classic Restoration				
IDEAL LAP TIME : 2:17.350		BEST LAP TIME : 2:17.806		DIFFERENCE : 0.456		
LAP	SECTOR 1	SECTOR 2	LAP TIME	MPH	DIFF	TIME OF DAY
1 -		<b>46.162</b>	3:52.349	46.00	1:34.543	14:36:19.690
2 -	<b>1:31.188</b>	46.618	<b>2:17.806 (1)</b>	<b>77.55</b>		<b>14:38:37.496</b>
3 -	1:32.049	47.637	2:19.686 (2)	76.51	1.880	14:40:57.182
4 -	1:35.703	47.674	2:23.377	74.54	5.571	14:43:20.559
5 -	1:33.948	46.750	2:20.698 (3)	75.96	2.892	14:45:41.257

P21 5 Garry SAMETT		MZ - smallmouse				
IDEAL LAP TIME : 2:34.735		BEST LAP TIME : 2:34.735		DIFFERENCE : 0.000		
LAP	SECTOR 1	SECTOR 2	LAP TIME	MPH	DIFF	TIME OF DAY
1 -		51.969	2:48.516	63.42	13.781	14:35:15.857
2 -	1:45.769	53.644	2:39.413	67.04	4.678	14:37:55.270
3 -	1:46.553	52.420	2:38.973 (3)	67.23	4.238	14:40:34.243
4 -	1:45.654	51.508	2:37.162 (2)	68.00	2.427	14:43:11.405
5 -	<b>1:43.319</b>	<b>51.416</b>	<b>2:34.735 (1)</b>	<b>69.07</b>		<b>14:45:46.140</b>

P22 56 Russell TURNER		MZ -				
IDEAL LAP TIME : 2:37.016		BEST LAP TIME : 2:37.647		DIFFERENCE : 0.631		
LAP	SECTOR 1	SECTOR 2	LAP TIME	MPH	DIFF	TIME OF DAY
1 -		<b>51.795</b>	2:46.350	64.25	8.703	14:35:13.691
2 -	<b>1:45.221</b>	52.426	<b>2:37.647 (1)</b>	<b>67.79</b>		<b>14:37:51.338</b>
3 -	1:45.651	52.434	2:38.085 (2)	67.60	0.438	14:40:29.423
4 -	1:45.758	52.538	2:38.296 (3)	67.51	0.649	14:43:07.719
5 -	1:47.079	51.942	2:39.021	67.21	1.374	14:45:46.740

P23 108 R Ian KEEBLE		MZ -				
IDEAL LAP TIME : 2:39.781		BEST LAP TIME : 2:39.910		DIFFERENCE : 0.129		
LAP	SECTOR 1	SECTOR 2	LAP TIME	MPH	DIFF	TIME OF DAY
1 -		54.065	2:52.129	62.09	12.219	14:35:19.470
2 -	1:48.264	54.333	2:42.597	65.73	2.687	14:38:02.067
3 -	1:47.970	<b>53.068</b>	2:41.038 (3)	66.36	1.128	14:40:43.105
4 -	1:47.087	53.534	2:40.621 (2)	66.54	0.711	14:43:23.726
5 -	<b>1:46.713</b>	53.197	<b>2:39.910 (1)</b>	<b>66.83</b>		<b>14:46:03.636</b>

P24 566 R Michael WILBY		MZ - Sziler UK				
IDEAL LAP TIME : 2:40.399		BEST LAP TIME : 2:41.577		DIFFERENCE : 1.178		
LAP	SECTOR 1	SECTOR 2	LAP TIME	MPH	DIFF	TIME OF DAY
1 -		54.463	2:52.360	62.01	10.783	14:35:19.701
2 -	1:47.874	54.390	2:42.264	65.86	0.687	14:38:01.965
3 -	1:48.218	53.544	2:41.762 (2)	66.07	0.185	14:40:43.727
4 -	<b>1:46.901</b>	55.027	2:41.928 (3)	66.00	0.351	14:43:25.655
5 -	1:48.079	<b>53.498</b>	<b>2:41.577 (1)</b>	<b>66.14</b>		<b>14:46:07.232</b>

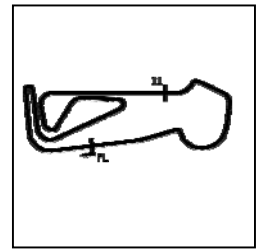
Weather / Track : Sunny / Dry

Snetterton 300  
Circuit Length = 2.9689 miles  
Start: 14:32 Flag 14:44 End: 14:47

# BMCRC - MRO Championships 2019 - Rnd 8 @ Snetterton

## Chilton Motors 250 MZs & BMCRC Blue Haze 2-Stroke GP

### RACE 8 - SECTOR ANALYSIS



SECTOR 1 = FL to I1, SECTOR 2 = I1 to FL, DIFF = Difference To Personal Best Lap, P = Crossed Finish Line in Pit Lane, D = Time Disallowed

P25 30 GPF Neil HEWSON		Suzuki - The Sun Inn, Pickering				
IDEAL LAP TIME : 2:26.598		BEST LAP TIME : 2:27.628		DIFFERENCE : 1.030		
LAP	SECTOR 1	SECTOR 2	LAP TIME	MPH	DIFF	TIME OF DAY
1 -		50.675	4:00.922	44.36	1:33.294	14:36:28.263
2 -	1:40.984	50.615	2:31.599	70.50	3.971	14:38:59.862
3 -	1:40.198	<b>49.885</b>	2:30.083 (2)	71.21	2.455	14:41:29.945
4 -	1:40.169	50.912	2:31.081 (3)	70.74	3.453	14:44:01.026
5 -	<b>1:36.713</b>	50.915	<b>2:27.628 (1)</b>	<b>72.39</b>		<b>14:46:28.654</b>

P26 26 R Andy HOWLETT		MZ -				
IDEAL LAP TIME : 2:47.766		BEST LAP TIME : 2:47.766		DIFFERENCE : 0.000		
LAP	SECTOR 1	SECTOR 2	LAP TIME	MPH	DIFF	TIME OF DAY
1 -		59.774	3:03.041	58.39	15.275	14:35:30.382
2 -	1:52.995	55.862	2:48.857 (3)	63.29	1.091	14:38:19.239
3 -	1:53.027	56.038	2:49.065	63.21	1.299	14:41:08.304
4 -	1:52.244	56.029	2:48.273 (2)	63.51	0.507	14:43:56.577
5 -	<b>1:51.958</b>	<b>55.808</b>	<b>2:47.766 (1)</b>	<b>63.70</b>		<b>14:46:44.343</b>

P27 67 GPF Mark BAILEY		Yamaha - Gforce motorcycles				
IDEAL LAP TIME : 2:32.689		BEST LAP TIME : 2:32.689		DIFFERENCE : 0.000		
LAP	SECTOR 1	SECTOR 2	LAP TIME	MPH	DIFF	TIME OF DAY
1 -		52.763	4:03.024	43.97	1:30.335	14:36:30.365
2 -	1:45.151	53.803	2:38.954	67.24	6.265	14:39:09.319
3 -	1:42.477	52.688	2:35.165 (2)	68.88	2.476	14:41:44.484
4 -	1:42.811	52.569	2:35.380 (3)	68.78	2.691	14:44:19.864
5 -	<b>1:41.395</b>	<b>51.294</b>	<b>2:32.689 (1)</b>	<b>69.99</b>		<b>14:46:52.553</b>

P28 6 R Paul ANSELL		MZ -				
IDEAL LAP TIME : 2:50.204		BEST LAP TIME : 2:50.204		DIFFERENCE : 0.000		
LAP	SECTOR 1	SECTOR 2	LAP TIME	MPH	DIFF	TIME OF DAY
1 -		59.913	3:02.823	58.46	12.619	14:35:30.164
2 -	2:00.075	58.811	2:58.886	59.74	8.682	14:38:29.050
3 -	1:54.484	58.012	2:52.496 (3)	61.96	2.292	14:41:21.546
4 -	<b>1:52.985</b>	<b>57.219</b>	<b>2:50.204 (1)</b>	<b>62.79</b>		<b>14:44:11.750</b>
5 -	1:53.599	58.601	2:52.200 (2)	62.06	1.996	14:47:03.950

P29 93 Patrick ORTON		MZ - Chilton Motors				
IDEAL LAP TIME : 3:18.636		BEST LAP TIME : 3:18.636		DIFFERENCE : 0.000		
LAP	SECTOR 1	SECTOR 2	LAP TIME	MPH	DIFF	TIME OF DAY
1 -		1:08.029	3:38.265	48.96	19.629	14:36:05.606
2 -	2:14.804	1:08.121	3:22.925 (3)	52.67	4.289	14:39:28.531
3 -	<b>2:10.955</b>	<b>1:07.681</b>	<b>3:18.636 (1)</b>	<b>53.80</b>		<b>14:42:47.167</b>
4 -	2:13.273	1:07.831	3:21.104 (2)	53.14	2.468	14:46:08.271

P30 85 Andrew WALES		MZ - Illuminated Design LTD				
IDEAL LAP TIME : 2:22.229		BEST LAP TIME : 2:22.356		DIFFERENCE : 0.127		
LAP	SECTOR 1	SECTOR 2	LAP TIME	MPH	DIFF	TIME OF DAY
1 -		46.824	2:32.973	69.86	10.617	14:35:00.314
2 -	1:35.805	<b>46.551</b>	<b>2:22.356 (1)</b>	<b>75.07</b>		<b>14:37:22.670</b>
3 -	<b>1:35.678</b>	46.728	2:22.406 (2)	75.05	0.050	14:39:45.076
4 -	1:36.135	47.070	2:23.205 (3)	74.63	0.849	14:42:08.281

P31 77 R Christopher KILGAR		MZ - RAF motorsports association				
IDEAL LAP TIME :		BEST LAP TIME :		DIFFERENCE :		
LAP	SECTOR 1	SECTOR 2	LAP TIME	MPH	DIFF	TIME OF DAY
1 -		<b>54.242</b>	2:57.351	60.26		14:35:24.692

Weather / Track : Sunny / Dry

Snetterton 300  
Circuit Length = 2.9689 miles  
Start: 14:32 Flag 14:44 End: 14:47

# BMCRC - MRO Championships 2019 - Rnd 8 @ Snetterton

## Chilton Motors 250 MZs & BMCRC Blue Haze 2-Stroke GP

### RACE 8 - BEST SECTORS

SECTOR 1			SECTOR 2			IDEAL / BEST COMPARISON						
POS	NO	NAME	TIME	NO	NAME	TIME	POS	NO	NAME	IDEAL	BEST	DIFF
									<b>PERFECT LAP</b>	<b>2:14.974</b>		
1	55	TOLAND	<b>1:30.264</b>	55	TOLAND	<b>44.710</b>	1	55	TOLAND	2:14.974	2:15.493	0.519
2	64	ELLIS	<b>1:30.340</b>	11	MACHARD	<b>44.835</b>	2	64	ELLIS	2:15.384	2:15.937	0.553
3	11	MACHARD	<b>1:30.603</b>	101	DAVIES	<b>44.938</b>	3	11	MACHARD	2:15.438	2:15.438	0.000
4	101	DAVIES	<b>1:30.638</b>	64	ELLIS	<b>45.044</b>	4	101	DAVIES	2:15.576	2:15.943	0.367
5	70	BURSCOUGH	<b>1:30.865</b>	70	BURSCOUGH	<b>45.080</b>	5	70	BURSCOUGH	2:15.945	2:16.253	0.308
6	2	BEDFORD	<b>1:31.066</b>	15	PERKINS	<b>46.057</b>	6	3	BARRETT	2:17.350	2:17.806	0.456
7	3	BARRETT	<b>1:31.188</b>	27	HAYWARD	<b>46.072</b>	7	2	BEDFORD	2:17.353	2:17.353	0.000
8	27	HAYWARD	<b>1:31.583</b>	60	GOUGH	<b>46.099</b>	8	27	HAYWARD	2:17.655	2:17.655	0.000
9	144	DUNN	<b>1:31.835</b>	144	DUNN	<b>46.112</b>	9	144	DUNN	2:17.947	2:17.947	0.000
10	15	PERKINS	<b>1:32.077</b>	3	BARRETT	<b>46.162</b>	10	15	PERKINS	2:18.134	2:18.328	0.194
11	60	GOUGH	<b>1:32.321</b>	2	BEDFORD	<b>46.287</b>	11	60	GOUGH	2:18.420	2:18.420	0.000
12	44	DESSOY	<b>1:34.927</b>	85	WALES	<b>46.551</b>	12	44	DESSOY	2:22.048	2:22.141	0.093
13	75	WOODALL	<b>1:35.395</b>	44	DESSOY	<b>47.121</b>	13	85	WALES	2:22.229	2:22.356	0.127
14	69	MANN	<b>1:35.427</b>	69	MANN	<b>47.136</b>	14	75	WOODALL	2:22.535	2:22.736	0.201
15	85	WALES	<b>1:35.678</b>	75	WOODALL	<b>47.140</b>	15	69	MANN	2:22.563	2:22.563	0.000
16	30	HEWSON	<b>1:36.713</b>	95	ROGERS	<b>47.159</b>	16	95	ROGERS	2:23.930	2:23.930	0.000
17	95	ROGERS	<b>1:36.771</b>	9	HOWLETT	<b>48.500</b>	17	30	HEWSON	2:26.598	2:27.628	1.030
18	9	HOWLETT	<b>1:38.845</b>	113	NEWMAN	<b>48.500</b>	18	9	HOWLETT	2:27.345	2:27.549	0.204
19	113	NEWMAN	<b>1:40.382</b>	138	BREESE	<b>49.571</b>	19	113	NEWMAN	2:28.882	2:30.121	1.239
20	32	ASHMEAD	<b>1:41.321</b>	32	ASHMEAD	<b>49.875</b>	20	32	ASHMEAD	2:31.196	2:31.535	0.339
21	67	BAILEY	<b>1:41.395</b>	30	HEWSON	<b>49.885</b>	21	138	BREESE	2:31.760	2:31.789	0.029
22	138	BREESE	<b>1:42.189</b>	41	WILLIAMS	<b>50.382</b>	22	67	BAILEY	2:32.689	2:32.689	0.000
23	41	WILLIAMS	<b>1:42.731</b>	67	BAILEY	<b>51.294</b>	23	41	WILLIAMS	2:33.113	2:34.035	0.922
24	5	SAMETT	<b>1:43.319</b>	5	SAMETT	<b>51.416</b>	24	5	SAMETT	2:34.735	2:34.735	0.000
25	56	TURNER	<b>1:45.221</b>	56	TURNER	<b>51.795</b>	25	56	TURNER	2:37.016	2:37.647	0.631
26	108	KEEBLE	<b>1:46.713</b>	108	KEEBLE	<b>53.068</b>	26	108	KEEBLE	2:39.781	2:39.910	0.129
27	566	WILBY	<b>1:46.901</b>	566	WILBY	<b>53.498</b>	27	566	WILBY	2:40.399	2:41.577	1.178
28	26	HOWLETT	<b>1:51.958</b>	77	KILGAR	<b>54.242</b>	28	26	HOWLETT	2:47.766	2:47.766	0.000
29	6	ANSELL	<b>1:52.985</b>	26	HOWLETT	<b>55.808</b>	29	6	ANSELL	2:50.204	2:50.204	0.000
30	93	ORTON	<b>2:10.955</b>	6	ANSELL	<b>57.219</b>	30	93	ORTON	3:18.636	3:18.636	0.000
31				93	ORTON	<b>1:07.681</b>	31	77	KILGAR			
32												
33												

Weather / Track : Sunny / Dry

Results can be found at [www.tsl-timing.com](http://www.tsl-timing.com)

Snetterton 300

Circuit Length = 2.9689 miles

Start: 14:32 Flag 14:44 End: 14:47

Printed - 14:48 Saturday, 14 September 2019



**BMCRC - MRO Championships 2019 - Rnd 8 @ Snetterton**

**Chilton Motors 250 MZs & BMCRC Blue Haze 2-Stroke GP**

**RACE 17 - GRID (5 Laps)**

ROW 14	1		41	<b>169</b> Mark ELLERAY	40	<b>83</b> Paul GODBOLD	
ROW 13		39	<b>707</b> Alex SYMON	38	<b>21</b> Stuart THURTL	37	<b>67</b> Mark BAILEY
ROW 12		36	<b>30</b> Neil HEWSON	35	<b>60</b> Daniel GOUGH	34	<b>15</b> Billy PERKINS
ROW 11		33	<b>144</b> Stephen DUNN	32	<b>3</b> Tom BARRETT	31	<b>27</b> Richard HAYWARD
ROW 10		30	<b>2</b> Nick BEDFORD	29	<b>70</b> Andrew BURSCOUGH	28	<b>101</b> Andrew DAVIES
ROW 9		27	<b>64</b> Phil ELLIS	26	<b>55</b> Paul TOLAND	25	<b>11</b> Gael MACHARD
ROW 8		24		23		22	
ROW 7		21		20	<b>94</b> Matthew SPENCER	19	<b>96</b> Chris KENT
ROW 6		18	<b>77</b> Christopher KILGAR	17	<b>93</b> Patrick ORTON	16	<b>6</b> Paul ANSELL
ROW 5		15	<b>26</b> Andy HOWLETT	14	<b>566</b> Michael WILBY	13	<b>108</b> Ian KEEBLE
ROW 4		12	<b>56</b> Russell TURNER	11	<b>5</b> Garry SAMETT	10	<b>41</b> Gary WILLIAMS
ROW 3		9	<b>138</b> Konrad BREESE	8	<b>32</b> John ASHMEAD	7	<b>113</b> Liam NEWMAN
ROW 2		6	<b>9</b> Gary HOWLETT	5	<b>95</b> Christopher ROGERS	4	<b>75</b> Peter WOODALL
ROW 1		3	<b>69</b> Alexander MANN	2	<b>85</b> Andrew WALES	1	<b>44</b> Robert DESSOY

**Pole**

Snetterton 300  
 Circuit Length = 2.9689 miles

**These results are provisional until the conclusion of any judicial and technical matters.**

Clerk Of Course :	Steward :	Timekeeper :
-------------------	-----------	--------------

Results can be found at [www.tsl-timing.com](http://www.tsl-timing.com)

Printed - 14:51 Saturday, 14 September 2019





BMCRC - MRO Championships 2019 - Rnd 8 @ Snetterton

Chilton Motors 250 MZs & BMCRC Blue Haze 2-Stroke GP

RACE 17 - CLASSIFICATION

POS	NO	CL	PIC NAME	ENTRY	LAPS	TIME	GAP	DIFF	MPH	BEST	ON
1	85		1 Andrew WALES	MZ - Illuminated Design LTD	5	12:07.690			73.43	2:22.304	5
2	95		2 Christopher ROGERS	MZ - CB Racing	5	12:07.752	0.062	0.062	73.43	2:22.873	3
3	75		3 Peter WOODALL	MZ - Core Projects Ltd	5	12:07.773	0.083	0.021	73.43	2:22.935	3
4	69		4 Alexander MANN	MZ - HS RACING	5	12:08.561	0.871	0.788	73.35	2:22.716	5
5	32		5 John ASHMEAD	MZ -	5	12:43.733	36.043	35.172	69.97	2:30.424	2
6	64	GP	1 Phil ELLIS	Yamaha -	5	12:44.166	36.476	0.433	69.93	2:13.476	4
7	70	GPF	1 Andrew BURSCOUGH	Yamaha - Apollo Tuning	5	12:54.501	46.811	10.335	68.99	2:14.710	2
8	11	GPF	2 Gael MACHARD	Aprilia -	5	12:55.719	48.029	1.218	68.89	2:14.417	5
9	138		6 Konrad BREESE	MZ - STIHL Racing	5	12:56.470	48.780	0.751	68.82	2:32.758	5
10	41		7 Gary WILLIAMS	MZ -	5	12:56.597	48.907	0.127	68.81	2:32.971	5
11	101	GPF	3 Andrew DAVIES	Yamaha - GIBSON EXHAUSTS	5	12:56.628	48.938	0.031	68.81	2:15.135	4
12	55	GPF	4 Paul TOLAND	Yamaha -	5	12:59.335	51.645	2.707	68.57	2:16.375	4
13	5		8 Garry SAMETT	MZ - smallmouse	5	13:00.460	52.770	1.125	68.47	2:33.070	4
14	3	GP	2 Tom BARRETT	Honda - Aspire Classic Restoration	5	13:03.291	55.601	2.831	68.22	2:15.971	4
15	56		9 Russell TURNER	MZ -	5	13:04.002	56.312	0.711	68.16	2:33.827	5
16	15	GPF	5 Billy PERKINS	Yamaha - Pip Carey	5	13:08.210	1:00.520	4.208	67.79	2:17.546	2
17	2	GP	3 Nick BEDFORD	Yamaha - Banx Race Paint	5	13:15.533	1:07.843	7.323	67.17	2:19.018	5
18	144	GP	4 Stephen DUNN	Yamaha -	5	13:16.444	1:08.754	0.911	67.09	2:18.409	5
19	27	GPF	6 Richard HAYWARD	Yamaha - Gforce Motorcycles	5	13:16.598	1:08.908	0.154	67.08	2:18.933	3
20	60	GPF	7 Daniel GOUGH	Yamaha - G Force Motorcycles	5	13:22.006	1:14.316	5.408	66.63	2:18.994	3
21	566	R	1 Michael WILBY	MZ - Sziler UK	5	13:52.406	1:44.716	30.400	64.19	2:43.283	4
22	77	R	2 Christopher KILGAR	MZ - RAF motorsports association	5	13:58.539	1:50.849	6.133	63.73	2:41.897	4
23	30	GPF	8 Neil HEWSON	Suzuki - The Sun Inn, Pickering	5	14:01.213	1:53.523	2.674	63.52	2:27.618	2
24	26	R	3 Andy HOWLETT	MZ -	5	14:06.888	1:59.198	5.675	63.10	2:45.028	4
25	6	R	4 Paul ANSELL	MZ -	5	14:16.228	2:08.538	9.340	62.41	2:46.142	3
26	67	GPF	9 Mark BAILEY	Yamaha - Gforce motorcycles	5	14:26.808	2:19.118	10.580	61.65	2:33.959	4
27	169	GPF	10 Mark ELLERAY	Yamaha - Abbot Solutions Ltd	5	14:36.452	2:28.762	9.644	60.97	2:34.323	5
28	93		10 Patrick ORTON	MZ - Chilton Motors	4	13:21.046	1 Lap	1 Lap	53.37	3:13.807	3

NOT CLASSIFIED

DNF	44		Robert DESSOY	MZ - Eastern Garage Racing	3	7:21.945	2 Laps	1 Lap	72.55	2:24.317	3
DNF	9		Gary HOWLETT	MZ - HS Racing	3	7:28.520	2 Laps	6.575	71.48	2:26.408	2
DNF	113		Liam NEWMAN	MZ - Team newman racing	1	2:40.894	4 Laps	2 Laps	66.42		
DNF	108	R	Ian KEEBLE	MZ -	0						

FASTEST LAP

64	GP	Phil ELLIS	Yamaha -	4	2:13.476	80.07 mph	128.86 kph
11	GPF	Gael MACHARD	Aprilia -	5	2:14.417	79.51 mph	127.96 kph
85		Andrew WALES	MZ - Illuminated Design LTD	5	2:22.304	75.10 mph	120.87 kph
77	R	Christopher KILGAR	MZ - RAF motorsports association	4	2:41.897	66.01 mph	106.24 kph

Class - 92.5% of Race Speed = 67.92 mph  
 Class GP - 92.5% of Race Speed = 64.68 mph  
 Class GPF - 92.5% of Race Speed = 63.81 mph  
 Class R - 92.5% of Race Speed = 59.37 mph

Snetterton 300  
 Circuit Length = 2.9689 miles  
 Start: 17:26 Flag 17:38 End: 17:41

Weather / Track : Bright / Dry  
 These results are provisional until the conclusion of any judicial and technical matters.

Clerk Of Course :	Steward :	Timekeeper :
-------------------	-----------	--------------

Results can be found at [www.tsl-timing.com](http://www.tsl-timing.com)

Printed - 17:41 Saturday, 14 September 2019



# BMCRC - MRO Championships 2019 - Rnd 8 @ Snetterton

## Chilton Motors 250 MZs & BMCRC Blue Haze 2-Stroke GP

### RACE 17 - LAP CHART

LAP 1 @ 17:28:56.877		
NO	BEHIND	LAP TIME

44		2:33.043
69	0.258	2:33.301
75	0.384	2:33.427
95	0.722	2:33.765
85	0.964	2:34.007
9	2.337	2:35.380
32	6.310	2:39.353
113	7.851	2:40.894
138	7.894	2:40.937
41	8.845	2:41.888
5	10.954	2:43.997
56	12.004	2:45.047
566	20.963	2:54.006
26	22.968	2:56.011
6	26.546	2:59.589
77	27.157	3:00.200
93	58.928	3:31.971
64	1:15.879	3:48.922
70	1:17.207	3:50.250
55	1:18.426	3:51.469
101	1:19.029	3:52.072
11	1:19.303	3:52.346
15	1:21.737	3:54.780
3	1:22.563	3:55.606
2	1:23.039	3:56.082
27	1:24.345	3:57.388
60	1:24.511	3:57.554
144	1:25.746	3:58.789
30	1:31.992	4:05.035
67	1:35.778	4:08.821
169	1:40.579	4:13.622

LAP 2 @ 17:31:21.371		
NO	BEHIND	LAP TIME

75		2:24.110
44	0.091	2:24.585
95	0.153	2:23.925
69	0.462	2:24.698
85	0.720	2:24.250
9	4.251	2:26.408
32	12.240	2:30.424
138	16.365	2:32.965
41	17.753	2:33.402
5	20.965	2:34.505
56	23.072	2:35.562
566	42.162	2:45.693
26	46.410	2:47.936
77	51.018	2:48.355
6	52.661	2:50.609
64	1:05.036	2:13.651
70	1:07.423	2:14.710
11	1:10.551	2:15.742
55	1:10.723	2:16.791
101	1:11.123	2:16.588
15	1:14.789	2:17.546
3	1:15.470	2:17.401
2	1:17.794	2:19.249
60	1:20.308	2:20.291
27	1:20.489	2:20.638
144	1:21.388	2:20.136
30	1:35.116	2:27.618
67	1:45.904	2:34.620

93	1:50.498	3:16.064
169	1:51.806	2:35.721

LAP 3 @ 17:33:44.306		
NO	BEHIND	LAP TIME

75		2:22.935
95	0.091	2:22.873
44	1.473	2:24.317
69	1.632	2:24.105
85	1.720	2:23.935
9	8.048	2:26.732
32	20.256	2:30.951
138	28.914	2:35.484
41	29.143	2:34.325
5	32.455	2:34.425
56	34.647	2:34.510
64	56.641	2:14.540
70	1:00.714	2:16.226
11	1:04.108	2:16.492
566	1:04.783	2:45.556
101	1:05.523	2:17.335
55	1:05.852	2:18.064
3	1:09.715	2:17.180
15	1:11.686	2:19.832
26	1:12.231	2:48.756
77	1:12.287	2:44.204
2	1:14.647	2:19.788
6	1:15.868	2:46.142
60	1:16.367	2:18.994
27	1:16.487	2:18.933
144	1:16.986	2:18.533
30	1:41.660	2:29.479
67	1:57.387	2:34.418
169	2:05.072	2:36.201

LAP 4 @ 17:36:07.943		
NO	BEHIND	LAP TIME

75		2:23.637
95	0.056	2:23.602
85	1.277	2:23.194
69	1.736	2:23.741
93	1 Lap	3:13.807
32	27.996	2:31.377
41	39.517	2:34.011
138	39.603	2:34.326
5	41.888	2:33.070
56	46.066	2:35.056
64	46.480	2:13.476
70	52.732	2:15.655
101	57.021	2:15.135
11	57.193	2:16.722
55	58.590	2:16.375
3	1:02.049	2:15.971
15	1:05.752	2:17.703
2	1:12.406	2:21.396
27	1:13.134	2:20.284
60	1:13.546	2:20.816
144	1:13.926	2:20.577
566	1:24.429	2:43.283
77	1:30.547	2:41.897
26	1:33.622	2:45.028
6	1:41.172	2:48.941
30	1:48.224	2:30.201
67	2:07.709	2:33.959

LAP 5 @ 17:38:31.524		
NO	BEHIND	LAP TIME

85		2:22.304
95	0.062	2:23.587
75	0.083	2:23.664
69	0.871	2:22.716
32	36.043	2:31.628
64	36.476	2:13.577
70	46.811	2:17.660
11	48.029	2:14.417
138	48.780	2:32.758
41	48.907	2:32.971
101	48.938	2:15.498
55	51.645	2:16.636
5	52.770	2:34.463
3	55.601	2:17.133
56	56.312	2:33.827
15	1:00.520	2:18.349
2	1:07.843	2:19.018
144	1:08.754	2:18.409
27	1:08.908	2:19.355
93	1 Lap	3:19.204
60	1:14.316	2:24.351
566	1:44.716	2:43.868
77	1:50.849	2:43.883
30	1:53.523	2:28.880
26	1:59.198	2:49.157
6	2:08.538	2:50.947
67	2:19.118	2:34.990
169	2:28.762	2:34.323

Weather / Track : Bright / Dry

Results can be found at [www.tsl-timing.com](http://www.tsl-timing.com)

Snetterton 300

Circuit Length = 2.9689 miles

Start: 17:26 Flag 17:38 End: 17:41

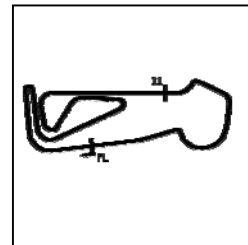
Printed - 17:43 Saturday, 14 September 2019



# BMCRC - MRO Championships 2019 - Rnd 8 @ Snetterton

## Chilton Motors 250 MZs & BMCRC Blue Haze 2-Stroke GP

### RACE 17 - SECTOR ANALYSIS



SECTOR 1 = FL to I1, SECTOR 2 = I1 to FL, DIFF = Difference To Personal Best Lap, P = Crossed Finish Line in Pit Lane, D = Time Disallowed

P1 85		Andrew WALES		MZ - Illuminated Design LTD		
IDEAL LAP TIME : 2:22.173		BEST LAP TIME : 2:22.304		DIFFERENCE : 0.131		
LAP	SECTOR 1	SECTOR 2	LAP TIME	MPH	DIFF	TIME OF DAY
1 -		48.373	2:34.007	69.39	11.703	17:28:57.841
2 -	1:36.981	47.269	2:24.250	74.09	1.946	17:31:22.091
3 -	1:36.278	47.657	2:23.935 (3)	74.25	1.631	17:33:46.026
4 -	<b>1:35.269</b>	47.925	2:23.194 (2)	74.64	0.890	17:36:09.220
5 -	1:35.400	<b>46.904</b>	<b>2:22.304 (1)</b>	<b>75.10</b>		<b>17:38:31.524</b>

P2 95		Christopher ROGERS		MZ - CB Racing		
IDEAL LAP TIME : 2:22.751		BEST LAP TIME : 2:22.873		DIFFERENCE : 0.122		
LAP	SECTOR 1	SECTOR 2	LAP TIME	MPH	DIFF	TIME OF DAY
1 -		47.447	2:33.765	69.50	10.892	17:28:57.599
2 -	1:36.384	47.541	2:23.925	74.26	1.052	17:31:21.524
3 -	<b>1:35.811</b>	47.062	<b>2:22.873 (1)</b>	<b>74.80</b>		<b>17:33:44.397</b>
4 -	1:36.063	47.539	2:23.602 (3)	74.42	0.729	17:36:07.999
5 -	1:36.647	<b>46.940</b>	2:23.587 (2)	74.43	0.714	17:38:31.586

P3 75		Peter WOODALL		MZ - Core Projects Ltd		
IDEAL LAP TIME : 2:22.935		BEST LAP TIME : 2:22.935		DIFFERENCE : 0.000		
LAP	SECTOR 1	SECTOR 2	LAP TIME	MPH	DIFF	TIME OF DAY
1 -		47.742	2:33.427	69.66	10.492	17:28:57.261
2 -	1:36.356	47.754	2:24.110	74.16	1.175	17:31:21.371
3 -	<b>1:36.007</b>	<b>46.928</b>	<b>2:22.935 (1)</b>	<b>74.77</b>		<b>17:33:44.306</b>
4 -	1:36.203	47.434	2:23.637 (2)	74.41	0.702	17:36:07.943
5 -	1:36.704	46.960	2:23.664 (3)	74.39	0.729	17:38:31.607

P4 69		Alexander MANN		MZ - HS RACING		
IDEAL LAP TIME : 2:22.716		BEST LAP TIME : 2:22.716		DIFFERENCE : 0.000		
LAP	SECTOR 1	SECTOR 2	LAP TIME	MPH	DIFF	TIME OF DAY
1 -		48.183	2:33.301	69.71	10.585	17:28:57.135
2 -	1:37.165	47.533	2:24.698	73.86	1.982	17:31:21.833
3 -	1:36.395	47.710	2:24.105 (3)	74.16	1.389	17:33:45.938
4 -	1:36.183	47.558	2:23.741 (2)	74.35	1.025	17:36:09.679
5 -	<b>1:35.195</b>	<b>47.521</b>	<b>2:22.716 (1)</b>	<b>74.89</b>		<b>17:38:32.395</b>

P5 32		John ASHMEAD		MZ -		
IDEAL LAP TIME : 2:30.039		BEST LAP TIME : 2:30.424		DIFFERENCE : 0.385		
LAP	SECTOR 1	SECTOR 2	LAP TIME	MPH	DIFF	TIME OF DAY
1 -		50.041	2:39.353	67.07	8.929	17:29:03.187
2 -	<b>1:40.395</b>	50.029	<b>2:30.424 (1)</b>	<b>71.05</b>		<b>17:31:33.611</b>
3 -	1:41.307	<b>49.644</b>	2:30.951 (2)	70.80	0.527	17:34:04.562
4 -	1:41.396	49.981	2:31.377 (3)	70.60	0.953	17:36:35.939
5 -	1:41.324	50.304	2:31.628	70.48	1.204	17:39:07.567

P6 64 GP		Phil ELLIS		Yamaha -		
IDEAL LAP TIME : 2:13.029		BEST LAP TIME : 2:13.476		DIFFERENCE : 0.447		
LAP	SECTOR 1	SECTOR 2	LAP TIME	MPH	DIFF	TIME OF DAY
1 -		44.234	3:48.922	46.68	1:35.446	17:30:12.756
2 -	1:28.942	44.709	2:13.651 (3)	79.97	0.175	17:32:26.407
3 -	1:29.343	45.197	2:14.540	79.44	1.064	17:34:40.947
4 -	<b>1:28.876</b>	44.600	<b>2:13.476 (1)</b>	<b>80.07</b>		<b>17:36:54.423</b>
5 -	1:29.424	<b>44.153</b>	2:13.577 (2)	80.01	0.101	17:39:08.000

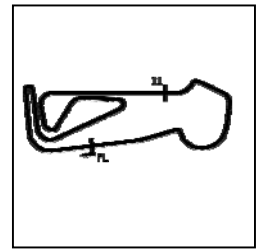
Weather / Track : Bright / Dry

Snetterton 300  
Circuit Length = 2.9689 miles  
Start: 17:26 Flag 17:38 End: 17:41

# BMCRC - MRO Championships 2019 - Rnd 8 @ Snetterton

## Chilton Motors 250 MZs & BMCRC Blue Haze 2-Stroke GP

### RACE 17 - SECTOR ANALYSIS



SECTOR 1 = FL to I1, SECTOR 2 = I1 to FL, DIFF = Difference To Personal Best Lap, P = Crossed Finish Line in Pit Lane, D = Time Disallowed

P7 70 GPF Andrew BURSCOUGH		Yamaha - Apollo Tuning				
IDEAL LAP TIME : 2:14.114		BEST LAP TIME : 2:14.710		DIFFERENCE : 0.596		
LAP	SECTOR 1	SECTOR 2	LAP TIME	MPH	DIFF	TIME OF DAY
1 -		<b>44.382</b>	3:50.250	46.41	1:35.540	17:30:14.084
2 -	<b>1:29.732</b>	44.978	<b>2:14.710 (1)</b>	<b>79.34</b>		<b>17:32:28.794</b>
3 -	1:30.938	45.288	2:16.226 (3)	78.45	1.516	17:34:45.020
4 -	1:30.656	44.999	2:15.655 (2)	78.78	0.945	17:37:00.675
5 -	1:31.459	46.201	2:17.660	77.64	2.950	17:39:18.335

P8 11 GPF Gael MACHARD		Aprilia -				
IDEAL LAP TIME : 2:14.417		BEST LAP TIME : 2:14.417		DIFFERENCE : 0.000		
LAP	SECTOR 1	SECTOR 2	LAP TIME	MPH	DIFF	TIME OF DAY
1 -		45.700	3:52.346	46.00	1:37.929	17:30:16.180
2 -	1:30.091	45.651	2:15.742 (2)	78.73	1.325	17:32:31.922
3 -	1:31.352	45.140	2:16.492 (3)	78.30	2.075	17:34:48.414
4 -	1:31.967	44.755	2:16.722	78.17	2.305	17:37:05.136
5 -	<b>1:29.925</b>	<b>44.492</b>	<b>2:14.417 (1)</b>	<b>79.51</b>		<b>17:39:19.553</b>

P9 138 Konrad BREESE		MZ - STIHL Racing				
IDEAL LAP TIME : 2:31.929		BEST LAP TIME : 2:32.758		DIFFERENCE : 0.829		
LAP	SECTOR 1	SECTOR 2	LAP TIME	MPH	DIFF	TIME OF DAY
1 -		<b>49.963</b>	2:40.937	66.41	8.179	17:29:04.771
2 -	<b>1:41.966</b>	50.999	2:32.965 (2)	69.87	0.207	17:31:37.736
3 -	1:44.526	50.958	2:35.484	68.74	2.726	17:34:13.220
4 -	1:43.163	51.163	2:34.326 (3)	69.25	1.568	17:36:47.546
5 -	1:42.731	50.027	<b>2:32.758 (1)</b>	<b>69.96</b>		<b>17:39:20.304</b>

P10 41 Gary WILLIAMS		MZ -				
IDEAL LAP TIME : 2:31.428		BEST LAP TIME : 2:32.971		DIFFERENCE : 1.543		
LAP	SECTOR 1	SECTOR 2	LAP TIME	MPH	DIFF	TIME OF DAY
1 -		50.720	2:41.888	66.02	8.917	17:29:05.722
2 -	<b>1:41.641</b>	51.761	2:33.402 (2)	69.67	0.431	17:31:39.124
3 -	1:43.012	51.313	2:34.325	69.25	1.354	17:34:13.449
4 -	1:42.788	51.223	2:34.011 (3)	69.39	1.040	17:36:47.460
5 -	1:43.184	<b>49.787</b>	<b>2:32.971 (1)</b>	<b>69.86</b>		<b>17:39:20.431</b>

P11 101 GPF Andrew DAVIES		Yamaha - GIBSON EXHAUSTS				
IDEAL LAP TIME : 2:14.970		BEST LAP TIME : 2:15.135		DIFFERENCE : 0.165		
LAP	SECTOR 1	SECTOR 2	LAP TIME	MPH	DIFF	TIME OF DAY
1 -		45.508	3:52.072	46.05	1:36.937	17:30:15.906
2 -	1:31.227	45.361	2:16.588 (3)	78.25	1.453	17:32:32.494
3 -	1:31.046	46.289	2:17.335	77.82	2.200	17:34:49.829
4 -	1:30.522	<b>44.613</b>	<b>2:15.135 (1)</b>	<b>79.09</b>		<b>17:37:04.964</b>
5 -	<b>1:30.357</b>	45.141	2:15.498 (2)	78.87	0.363	17:39:20.462

P12 55 GPF Paul TOLAND		Yamaha -				
IDEAL LAP TIME : 2:15.772		BEST LAP TIME : 2:16.375		DIFFERENCE : 0.603		
LAP	SECTOR 1	SECTOR 2	LAP TIME	MPH	DIFF	TIME OF DAY
1 -		45.493	3:51.469	46.17	1:35.094	17:30:15.303
2 -	1:31.075	45.716	2:16.791 (3)	78.13	0.416	17:32:32.094
3 -	1:31.856	46.208	2:18.064	77.41	1.689	17:34:50.158
4 -	1:31.336	<b>45.039</b>	<b>2:16.375 (1)</b>	<b>78.37</b>		<b>17:37:06.533</b>
5 -	<b>1:30.733</b>	45.903	2:16.636 (2)	78.22	0.261	17:39:23.169

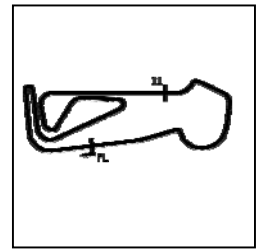
Weather / Track : Bright / Dry

Snetterton 300  
Circuit Length = 2.9689 miles  
Start: 17:26 Flag 17:38 End: 17:41

# BMCRC - MRO Championships 2019 - Rnd 8 @ Snetterton

## Chilton Motors 250 MZs & BMCRC Blue Haze 2-Stroke GP

### RACE 17 - SECTOR ANALYSIS



SECTOR 1 = FL to I1, SECTOR 2 = I1 to FL, DIFF = Difference To Personal Best Lap, P = Crossed Finish Line in Pit Lane, D = Time Disallowed

P13 5		Garry SAMETT		MZ - smallmouse		
IDEAL LAP TIME : 2:33.070		BEST LAP TIME : 2:33.070		DIFFERENCE : 0.000		
LAP	SECTOR 1	SECTOR 2	LAP TIME	MPH	DIFF	TIME OF DAY
1 -		51.414	2:43.997	65.17	10.927	17:29:07.831
2 -	1:42.928	51.577	2:34.505	69.17	1.435	17:31:42.336
3 -	1:43.478	50.947	2:34.425 (2)	69.21	1.355	17:34:16.761
4 -	<b>1:42.558</b>	<b>50.512</b>	<b>2:33.070 (1)</b>	<b>69.82</b>		<b>17:36:49.831</b>
5 -	1:43.093	51.370	2:34.463 (3)	69.19	1.393	17:39:24.294

P14 3 GP		Tom BARRETT		Honda - Aspire Classic Restoration		
IDEAL LAP TIME : 2:15.971		BEST LAP TIME : 2:15.971		DIFFERENCE : 0.000		
LAP	SECTOR 1	SECTOR 2	LAP TIME	MPH	DIFF	TIME OF DAY
1 -		46.510	3:55.606	45.36	1:39.635	17:30:19.440
2 -	1:31.198	46.203	2:17.401	77.78	1.430	17:32:36.841
3 -	1:30.936	46.244	2:17.180 (3)	77.91	1.209	17:34:54.021
4 -	<b>1:30.678</b>	<b>45.293</b>	<b>2:15.971 (1)</b>	<b>78.60</b>		<b>17:37:09.992</b>
5 -	1:30.683	46.450	2:17.133 (2)	77.93	1.162	17:39:27.125

P15 56		Russell TURNER		MZ -		
IDEAL LAP TIME : 2:33.750		BEST LAP TIME : 2:33.827		DIFFERENCE : 0.077		
LAP	SECTOR 1	SECTOR 2	LAP TIME	MPH	DIFF	TIME OF DAY
1 -		<b>50.760</b>	2:45.047	64.75	11.220	17:29:08.881
2 -	1:43.480	52.082	2:35.562	68.70	1.735	17:31:44.443
3 -	1:43.622	50.888	2:34.510 (2)	69.17	0.683	17:34:18.953
4 -	1:43.503	51.553	2:35.056 (3)	68.93	1.229	17:36:54.009
5 -	<b>1:42.990</b>	50.837	<b>2:33.827 (1)</b>	<b>69.48</b>		<b>17:39:27.836</b>

P16 15 GPF		Billy PERKINS		Yamaha - Pip Carey		
IDEAL LAP TIME : 2:17.427		BEST LAP TIME : 2:17.546		DIFFERENCE : 0.119		
LAP	SECTOR 1	SECTOR 2	LAP TIME	MPH	DIFF	TIME OF DAY
1 -		<b>46.001</b>	3:54.780	45.52	1:37.234	17:30:18.614
2 -	1:31.440	46.106	<b>2:17.546 (1)</b>	<b>77.70</b>		<b>17:32:36.160</b>
3 -	1:32.755	47.077	2:19.832	76.43	2.286	17:34:55.992
4 -	<b>1:31.426</b>	46.277	2:17.703 (2)	77.61	0.157	17:37:13.695
5 -	1:31.721	46.628	2:18.349 (3)	77.25	0.803	17:39:32.044

P17 2 GP		Nick BEDFORD		Yamaha - Banx Race Paint		
IDEAL LAP TIME : 2:19.018		BEST LAP TIME : 2:19.018		DIFFERENCE : 0.000		
LAP	SECTOR 1	SECTOR 2	LAP TIME	MPH	DIFF	TIME OF DAY
1 -		47.255	3:56.082	45.27	1:37.064	17:30:19.916
2 -	1:32.265	46.984	2:19.249 (2)	76.75	0.231	17:32:39.165
3 -	1:32.363	47.425	2:19.788 (3)	76.45	0.770	17:34:58.953
4 -	1:34.428	46.968	2:21.396	75.58	2.378	17:37:20.349
5 -	<b>1:32.117</b>	<b>46.901</b>	<b>2:19.018 (1)</b>	<b>76.88</b>		<b>17:39:39.367</b>

P18 144 GP		Stephen DUNN		Yamaha -		
IDEAL LAP TIME : 2:18.354		BEST LAP TIME : 2:18.409		DIFFERENCE : 0.055		
LAP	SECTOR 1	SECTOR 2	LAP TIME	MPH	DIFF	TIME OF DAY
1 -		47.707	3:58.789	44.75	1:40.380	17:30:22.623
2 -	1:33.181	46.955	2:20.136 (3)	76.26	1.727	17:32:42.759
3 -	1:31.675	<b>46.858</b>	2:18.533 (2)	77.15	0.124	17:35:01.292
4 -	1:33.513	47.064	2:20.577	76.03	2.168	17:37:21.869
5 -	<b>1:31.496</b>	46.913	<b>2:18.409 (1)</b>	<b>77.22</b>		<b>17:39:40.278</b>

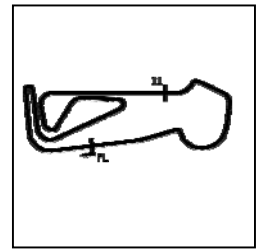
Weather / Track : Bright / Dry

Snetterton 300  
Circuit Length = 2.9689 miles  
Start: 17:26 Flag 17:38 End: 17:41

# BMCRC - MRO Championships 2019 - Rnd 8 @ Snetterton

## Chilton Motors 250 MZs & BMCRC Blue Haze 2-Stroke GP

### RACE 17 - SECTOR ANALYSIS



SECTOR 1 = FL to I1, SECTOR 2 = I1 to FL, DIFF = Difference To Personal Best Lap, P = Crossed Finish Line in Pit Lane, D = Time Disallowed

P19 27 GPF		Richard HAYWARD		Yamaha - Gforce Motorcycles		
IDEAL LAP TIME : 2:18.933		BEST LAP TIME : 2:18.933		DIFFERENCE : 0.000		
LAP	SECTOR 1	SECTOR 2	LAP TIME	MPH	DIFF	TIME OF DAY
1 -		47.268	3:57.388	45.02	1:38.455	17:30:21.222
2 -	1:33.138	47.500	2:20.638	75.99	1.705	17:32:41.860
3 -	<b>1:32.273</b>	<b>46.660</b>	<b>2:18.933 (1)</b>	<b>76.92</b>		<b>17:35:00.793</b>
4 -	1:33.252	47.032	2:20.284 (3)	76.18	1.351	17:37:21.077
5 -	1:32.369	46.986	2:19.355 (2)	76.69	0.422	17:39:40.432

P20 60 GPF		Daniel GOUGH		Yamaha - G Force Motorcycles		
IDEAL LAP TIME : 2:18.792		BEST LAP TIME : 2:18.994		DIFFERENCE : 0.202		
LAP	SECTOR 1	SECTOR 2	LAP TIME	MPH	DIFF	TIME OF DAY
1 -		47.255	3:57.554	44.99	1:38.560	17:30:21.388
2 -	1:33.151	47.140	2:20.291 (2)	76.18	1.297	17:32:41.679
3 -	1:32.399	<b>46.595</b>	<b>2:18.994 (1)</b>	<b>76.89</b>		<b>17:35:00.673</b>
4 -	1:33.424	47.392	2:20.816 (3)	75.90	1.822	17:37:21.489
5 -	<b>1:32.197</b>	52.154	2:24.351	74.04	5.357	17:39:45.840

P21 566 R		Michael WILBY		MZ - Sziler UK		
IDEAL LAP TIME : 2:42.690		BEST LAP TIME : 2:43.283		DIFFERENCE : 0.593		
LAP	SECTOR 1	SECTOR 2	LAP TIME	MPH	DIFF	TIME OF DAY
1 -		<b>54.299</b>	2:54.006	61.42	10.723	17:29:17.840
2 -	1:50.806	54.887	2:45.693	64.50	2.410	17:32:03.533
3 -	1:49.981	55.575	2:45.556 (3)	64.55	2.273	17:34:49.089
4 -	<b>1:48.391</b>	54.892	<b>2:43.283 (1)</b>	<b>65.45</b>		<b>17:37:32.372</b>
5 -	1:49.058	54.810	2:43.868 (2)	65.22	0.585	17:40:16.240

P22 77 R		Christopher KILGAR		MZ - RAF motorsports association		
IDEAL LAP TIME : 2:41.897		BEST LAP TIME : 2:41.897		DIFFERENCE : 0.000		
LAP	SECTOR 1	SECTOR 2	LAP TIME	MPH	DIFF	TIME OF DAY
1 -		55.283	3:00.200	59.31	18.303	17:29:24.034
2 -	1:53.151	55.204	2:48.355	63.48	6.458	17:32:12.389
3 -	1:49.095	55.109	2:44.204 (3)	65.09	2.307	17:34:56.593
4 -	<b>1:48.185</b>	<b>53.712</b>	<b>2:41.897 (1)</b>	<b>66.01</b>		<b>17:37:38.490</b>
5 -	1:48.771	55.112	2:43.883 (2)	65.21	1.986	17:40:22.373

P23 30 GPF		Neil HEWSON		Suzuki - The Sun Inn, Pickering		
IDEAL LAP TIME : 2:27.484		BEST LAP TIME : 2:27.618		DIFFERENCE : 0.134		
LAP	SECTOR 1	SECTOR 2	LAP TIME	MPH	DIFF	TIME OF DAY
1 -		<b>50.031</b>	4:05.035	43.61	1:37.417	17:30:28.869
2 -	<b>1:37.453</b>	50.165	<b>2:27.618 (1)</b>	<b>72.40</b>		<b>17:32:56.487</b>
3 -	1:37.595	51.884	2:29.479 (3)	71.50	1.861	17:35:25.966
4 -	1:38.584	51.617	2:30.201	71.15	2.583	17:37:56.167
5 -	1:37.733	51.147	2:28.880 (2)	71.78	1.262	17:40:25.047

P24 26 R		Andy HOWLETT		MZ -		
IDEAL LAP TIME : 2:45.028		BEST LAP TIME : 2:45.028		DIFFERENCE : 0.000		
LAP	SECTOR 1	SECTOR 2	LAP TIME	MPH	DIFF	TIME OF DAY
1 -		55.988	2:56.011	60.72	10.983	17:29:19.845
2 -	1:51.576	56.360	2:47.936 (2)	63.64	2.908	17:32:07.781
3 -	1:52.608	56.148	2:48.756 (3)	63.33	3.728	17:34:56.537
4 -	<b>1:49.827</b>	<b>55.201</b>	<b>2:45.028 (1)</b>	<b>64.76</b>		<b>17:37:41.565</b>
5 -	1:51.446	57.711	2:49.157	63.18	4.129	17:40:30.722

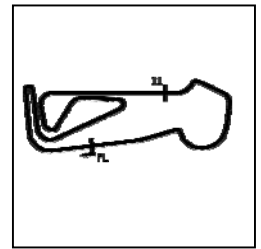
Weather / Track : Bright / Dry

Snetterton 300  
Circuit Length = 2.9689 miles  
Start: 17:26 Flag 17:38 End: 17:41

# BMCRC - MRO Championships 2019 - Rnd 8 @ Snetterton

## Chilton Motors 250 MZs & BMCRC Blue Haze 2-Stroke GP

### RACE 17 - SECTOR ANALYSIS



SECTOR 1 = FL to I1, SECTOR 2 = I1 to FL, DIFF = Difference To Personal Best Lap, P = Crossed Finish Line in Pit Lane, D = Time Disallowed

P25		6 R		Paul ANSELL		MZ -	
IDEAL LAP TIME : 2:46.142		BEST LAP TIME : 2:46.142		DIFFERENCE : 0.000			
LAP	SECTOR 1	SECTOR 2	LAP TIME	MPH	DIFF	TIME OF DAY	
1 -		58.349	2:59.589	59.51	13.447	17:29:23.423	
2 -	1:53.274	57.335	2:50.609 (3)	62.64	4.467	17:32:14.032	
3 -	<b>1:50.456</b>	<b>55.686</b>	<b>2:46.142 (1)</b>	<b>64.33</b>		<b>17:35:00.174</b>	
4 -	1:52.391	56.550	2:48.941 (2)	63.26	2.799	17:37:49.115	
5 -	1:53.096	57.851	2:50.947	62.52	4.805	17:40:40.062	

P26		67 GPF		Mark BAILEY		Yamaha - Gforce motorcycles	
IDEAL LAP TIME : 2:33.452		BEST LAP TIME : 2:33.959		DIFFERENCE : 0.507			
LAP	SECTOR 1	SECTOR 2	LAP TIME	MPH	DIFF	TIME OF DAY	
1 -		<b>52.040</b>	4:08.821	42.95	1:34.862	17:30:32.655	
2 -	1:41.748	52.872	2:34.620 (3)	69.12	0.661	17:33:07.275	
3 -	1:41.787	52.631	2:34.418 (2)	69.21	0.459	17:35:41.693	
4 -	1:41.740	52.219	<b>2:33.959 (1)</b>	<b>69.42</b>		<b>17:38:15.652</b>	
5 -	<b>1:41.412</b>	53.578	2:34.990	68.95	1.031	17:40:50.642	

P27		169 GPF		Mark ELLERAY		Yamaha - Abbot Solutions Ltd	
IDEAL LAP TIME : 2:34.310		BEST LAP TIME : 2:34.323		DIFFERENCE : 0.013			
LAP	SECTOR 1	SECTOR 2	LAP TIME	MPH	DIFF	TIME OF DAY	
1 -		51.366	4:13.622	42.14	1:39.299	17:30:37.456	
2 -	<b>1:43.515</b>	52.206	2:35.721 (2)	68.63	1.398	17:33:13.177	
3 -	1:44.838	51.363	2:36.201 (3)	68.42	1.878	17:35:49.378	
4 -	1:44.284	52.301	2:36.585	68.25	2.262	17:38:25.963	
5 -	1:43.528	<b>50.795</b>	<b>2:34.323 (1)</b>	<b>69.25</b>		<b>17:41:00.286</b>	

P28		93		Patrick ORTON		MZ - Chilton Motors	
IDEAL LAP TIME : 3:10.466		BEST LAP TIME : 3:13.807		DIFFERENCE : 3.341			
LAP	SECTOR 1	SECTOR 2	LAP TIME	MPH	DIFF	TIME OF DAY	
1 -		1:07.852	3:31.971	50.42	18.164	17:29:55.805	
2 -	2:10.896	<b>1:05.168</b>	3:16.064 (2)	54.51	2.257	17:33:11.869	
3 -	<b>2:05.298</b>	1:08.509	<b>3:13.807 (1)</b>	<b>55.14</b>		<b>17:36:25.676</b>	
4 -	2:11.853	1:07.351	3:19.204 (3)	53.65	5.397	17:39:44.880	

P29		44		Robert DESSOY		MZ - Eastern Garage Racing	
IDEAL LAP TIME : 2:24.092		BEST LAP TIME : 2:24.317		DIFFERENCE : 0.225			
LAP	SECTOR 1	SECTOR 2	LAP TIME	MPH	DIFF	TIME OF DAY	
1 -		48.150	2:33.043	69.83	8.726	17:28:56.877	
2 -	1:36.615	<b>47.970</b>	2:24.585 (2)	73.92	0.268	17:31:21.462	
3 -	1:36.235	48.082	<b>2:24.317 (1)</b>	<b>74.05</b>		<b>17:33:45.779</b>	

P30		9		Gary HOWLETT		MZ - HS Racing	
IDEAL LAP TIME : 2:26.246		BEST LAP TIME : 2:26.408		DIFFERENCE : 0.162			
LAP	SECTOR 1	SECTOR 2	LAP TIME	MPH	DIFF	TIME OF DAY	
1 -		<b>48.178</b>	2:35.380	68.78	8.972	17:28:59.214	
2 -	<b>1:38.068</b>	48.340	<b>2:26.408 (1)</b>	<b>73.00</b>		<b>17:31:25.622</b>	
3 -	1:38.418	48.314	2:26.732 (2)	72.84	0.324	17:33:52.354	

P31		113		Liam NEWMAN		MZ - Team newman racing	
IDEAL LAP TIME : 2:31.807		BEST LAP TIME :		DIFFERENCE :			
LAP	SECTOR 1	SECTOR 2	LAP TIME	MPH	DIFF	TIME OF DAY	
1 -		<b>49.909</b>	2:40.894	66.42		17:29:04.728	

Weather / Track : Bright / Dry

Snetterton 300  
 Circuit Length = 2.9689 miles  
 Start: 17:26 Flag 17:38 End: 17:41

# BMCRC - MRO Championships 2019 - Rnd 8 @ Snetterton

## Chilton Motors 250 MZs & BMCRC Blue Haze 2-Stroke GP

### RACE 17 - BEST SECTORS

SECTOR 1			SECTOR 2			IDEAL / BEST COMPARISON						
POS	NO	NAME	TIME	NO	NAME	TIME	POS	NO	NAME	IDEAL	BEST	DIFF
									<b>PERFECT LAP</b>	<b>2:13.029</b>		
1	64	ELLIS	<b>1:28.876</b>	64	ELLIS	<b>44.153</b>	1	64	ELLIS	2:13.029	2:13.476	0.447
2	70	BURSCOUGH	<b>1:29.732</b>	70	BURSCOUGH	<b>44.382</b>	2	70	BURSCOUGH	2:14.114	2:14.710	0.596
3	11	MACHARD	<b>1:29.925</b>	11	MACHARD	<b>44.492</b>	3	11	MACHARD	2:14.417	2:14.417	0.000
4	101	DAVIES	<b>1:30.357</b>	101	DAVIES	<b>44.613</b>	4	101	DAVIES	2:14.970	2:15.135	0.165
5	3	BARRETT	<b>1:30.678</b>	55	TOLAND	<b>45.039</b>	5	55	TOLAND	2:15.772	2:16.375	0.603
6	55	TOLAND	<b>1:30.733</b>	3	BARRETT	<b>45.293</b>	6	3	BARRETT	2:15.971	2:15.971	0.000
7	15	PERKINS	<b>1:31.426</b>	15	PERKINS	<b>46.001</b>	7	15	PERKINS	2:17.427	2:17.546	0.119
8	144	DUNN	<b>1:31.496</b>	60	GOUGH	<b>46.595</b>	8	144	DUNN	2:18.354	2:18.409	0.055
9	2	BEDFORD	<b>1:32.117</b>	27	HAYWARD	<b>46.660</b>	9	60	GOUGH	2:18.792	2:18.994	0.202
10	60	GOUGH	<b>1:32.197</b>	144	DUNN	<b>46.858</b>	10	27	HAYWARD	2:18.933	2:18.933	0.000
11	27	HAYWARD	<b>1:32.273</b>	2	BEDFORD	<b>46.901</b>	11	2	BEDFORD	2:19.018	2:19.018	0.000
12	69	MANN	<b>1:35.195</b>	85	WALES	<b>46.904</b>	12	85	WALES	2:22.173	2:22.304	0.131
13	85	WALES	<b>1:35.269</b>	75	WOODALL	<b>46.928</b>	13	69	MANN	2:22.716	2:22.716	0.000
14	95	ROGERS	<b>1:35.811</b>	95	ROGERS	<b>46.940</b>	14	95	ROGERS	2:22.751	2:22.873	0.122
15	75	WOODALL	<b>1:36.007</b>	69	MANN	<b>47.521</b>	15	75	WOODALL	2:22.935	2:22.935	0.000
16	44	DESSOY	<b>1:36.122</b>	44	DESSOY	<b>47.970</b>	16	44	DESSOY	2:24.092	2:24.317	0.225
17	30	HEWSON	<b>1:37.453</b>	9	HOWLETT	<b>48.178</b>	17	9	HOWLETT	2:26.246	2:26.408	0.162
18	9	HOWLETT	<b>1:38.068</b>	32	ASHMEAD	<b>49.644</b>	18	30	HEWSON	2:27.484	2:27.618	0.134
19	32	ASHMEAD	<b>1:40.395</b>	41	WILLIAMS	<b>49.787</b>	19	32	ASHMEAD	2:30.039	2:30.424	0.385
20	67	BAILEY	<b>1:41.412</b>	113	NEWMAN	<b>49.909</b>	20	41	WILLIAMS	2:31.428	2:32.971	1.543
21	41	WILLIAMS	<b>1:41.641</b>	138	BREESE	<b>49.963</b>	21	113	NEWMAN	2:31.807		
22	113	NEWMAN	<b>1:41.898</b>	30	HEWSON	<b>50.031</b>	22	138	BREESE	2:31.929	2:32.758	0.829
23	138	BREESE	<b>1:41.966</b>	5	SAMETT	<b>50.512</b>	23	5	SAMETT	2:33.070	2:33.070	0.000
24	5	SAMETT	<b>1:42.558</b>	56	TURNER	<b>50.760</b>	24	67	BAILEY	2:33.452	2:33.959	0.507
25	56	TURNER	<b>1:42.990</b>	169	ELLERAY	<b>50.795</b>	25	56	TURNER	2:33.750	2:33.827	0.077
26	169	ELLERAY	<b>1:43.515</b>	67	BAILEY	<b>52.040</b>	26	169	ELLERAY	2:34.310	2:34.323	0.013
27	77	KILGAR	<b>1:48.185</b>	77	KILGAR	<b>53.712</b>	27	77	KILGAR	2:41.897	2:41.897	0.000
28	566	WILBY	<b>1:48.391</b>	566	WILBY	<b>54.299</b>	28	566	WILBY	2:42.690	2:43.283	0.593
29	26	HOWLETT	<b>1:49.827</b>	26	HOWLETT	<b>55.201</b>	29	26	HOWLETT	2:45.028	2:45.028	0.000
30	6	ANSELL	<b>1:50.456</b>	6	ANSELL	<b>55.686</b>	30	6	ANSELL	2:46.142	2:46.142	0.000
31	93	ORTON	<b>2:05.298</b>	93	ORTON	<b>1:05.168</b>	31	93	ORTON	3:10.466	3:13.807	3.341
32												

Weather / Track : Bright / Dry

Results can be found at [www.tsl-timing.com](http://www.tsl-timing.com)

Snetterton 300

Circuit Length = 2.9689 miles

Start: 17:26 Flag 17:38 End: 17:41

Printed - 17:43 Saturday, 14 September 2019



**BMCRC - MRO Championships 2019 - Rnd 8 @ Snetterton**

**Chilton Motors 250 MZs & BMCRC Blue Haze 2-Stroke GP**

**RACE 9 - GRID (7 Laps)**

ROW 14	1	41	<b>94</b> Matthew SPENCER	40	<b>96</b> Chris KENT
ROW 13		39	<b>108</b> Ian KEEBLE	38	<b>113</b> Liam NEWMAN
				37	<b>93</b> Patrick ORTON
ROW 12	36	2:46.142	<b>6</b> Paul ANSELL	35	2:45.028
				34	2:43.283
ROW 11				33	2:41.897
				32	2:33.827
ROW 10	30	2:32.971	<b>41</b> Gary WILLIAMS	29	2:32.758
				28	2:30.424
ROW 9				27	2:26.408
				26	2:24.317
ROW 8	24	2:22.873	<b>95</b> Christopher ROGERS	23	2:22.716
				22	2:22.304
ROW 7				21	
				20	
ROW 6	18			17	<b>83</b> Paul GODBOLD
				16	<b>707</b> Alex SYMON
ROW 5				15	2:34.323
				14	2:33.959
ROW 4	12	2:27.618	<b>30</b> Neil HEWSON	11	2:19.018
				10	2:18.994
ROW 3				9	2:18.933
				8	2:18.409
ROW 2	6	2:16.375	<b>55</b> Paul TOLAND	5	2:15.971
				4	2:15.135
ROW 1				3	2:14.710
				2	2:14.417
				1	2:13.476
					<b>Pole</b>

Snetterton 300  
 Circuit Length = 2.9689 miles

**These results are provisional until the conclusion of any judicial and technical matters.**

Clerk Of Course :	Steward :	Timekeeper :
-------------------	-----------	--------------

Results can be found at [www.tsl-timing.com](http://www.tsl-timing.com)

Printed - 17:45 Saturday, 14 September 2019





BMCRC - MRO Championships 2019 - Rnd 8 @ Snetterton

Chilton Motors 250 MZs & BMCRC Blue Haze 2-Stroke GP

RACE 9 - CLASSIFICATION

POS	NO	CL	PIC NAME	ENTRY	LAPS	TIME	GAP	DIFF	MPH	BEST	ON
1	64	GP	1 Phil ELLIS	Yamaha -	7	15:35.204			80.00	2:11.661	7
2	101	GPF	1 Andrew DAVIES	Yamaha - GIBSON EXHAUSTS	7	15:52.435	17.231	17.231	78.55	2:14.389	3
3	17	GP	2 Rodger MARSH	Yamaha -	7	16:03.806	28.602	11.371	77.62	2:13.950	2
4	11	GPF	2 Gael MACHARD	Aprilia -	7	16:05.788	30.584	1.982	77.46	2:14.624	6
5	15	GPF	3 Billy PERKINS	Yamaha - Pip Carey	7	16:10.213	35.009	4.425	77.11	2:15.372	6
6	55	GPF	4 Paul TOLAND	Yamaha -	7	16:10.369	35.165	0.156	77.10	2:15.797	6
7	83	GPF	5 Paul GODBOLD	Yamaha - Hill farm tree services	7	16:11.134	35.930	0.765	77.04	2:15.988	6
8	2	GP	3 Nick BEDFORD	Yamaha - Banx Race Paint	7	16:17.650	42.446	6.516	76.52	2:17.081	7
9	3	GP	4 Tom BARRETT	Honda - Aspire Classic Restoration	7	16:21.456	46.252	3.806	76.23	2:16.522	6
10	144	GP	5 Stephen DUNN	Yamaha -	7	16:25.491	50.287	4.035	75.91	2:17.126	6
11	27	GPF	6 Richard HAYWARD	Yamaha - Gforce Motorcycles	7	16:25.626	50.422	0.135	75.90	2:18.468	4
12	60	GPF	7 Daniel GOUGH	Yamaha - G Force Motorcycles	7	16:32.124	56.920	6.498	75.41	2:19.788	3
13	30	GPF	8 Neil HEWSON	Suzuki - The Sun Inn, Pickering	7	17:08.152	1:32.948	36.028	72.76	2:24.232	5
14	69		1 Alexander MANN	MZ - HS RACING	7	17:42.008	2:06.804	33.856	70.44	2:21.425	7
15	95		2 Christopher ROGERS	MZ - CB Racing	7	17:46.179	2:10.975	4.171	70.17	2:23.195	7
16	85		3 Andrew WALES	MZ - Illuminated Design LTD	7	17:46.239	2:11.035	0.060	70.16	2:23.340	7
17	75		4 Peter WOODALL	MZ - Core Projects Ltd	7	17:46.275	2:11.071	0.036	70.16	2:22.912	7
18	44		5 Robert DESSOY	MZ - Eastern Garage Racing	7	18:05.997	2:30.793	19.722	68.89	2:23.640	3
19	169	GPF	9 Mark ELLERAY	Yamaha - Abbot Solutions Ltd	6	15:45.004	1 Lap	1 Lap	67.86	2:34.516	6
20	67	GPF	10 Mark BAILEY	Yamaha - Gforce motorcycles	6	15:45.263	1 Lap	0.259	67.84	2:34.300	4
21	9		6 Gary HOWLETT	MZ - HS Racing	6	15:59.413	1 Lap	14.150	66.84	2:29.835	2
22	32		7 John ASHMEAD	MZ -	6	16:06.543	1 Lap	7.130	66.34	2:31.024	6
23	138		8 Konrad BREESE	MZ - STIHL Racing	6	16:07.691	1 Lap	1.148	66.26	2:31.502	3
24	41		9 Gary WILLIAMS	MZ -	6	16:23.249	1 Lap	15.558	65.22	2:33.972	4
25	56		10 Russell TURNER	MZ -	6	16:23.883	1 Lap	0.634	65.17	2:33.520	4
26	5		11 Garry SAMETT	MZ - smallmouse	6	16:41.496	1 Lap	17.613	64.03	2:35.218	5
27	108	R	1 Ian KEEBLE	MZ -	6	17:09.834	1 Lap	28.338	62.27	2:38.706	6
28	566	R	2 Michael WILBY	MZ - Sziler UK	6	17:12.316	1 Lap	2.482	62.12	2:40.201	6
29	49		12 Andrew NEWMAN	MZ -	6	17:26.166	1 Lap	13.850	61.29	2:41.998	6
30	77	R	3 Christopher KILGAR	MZ - RAF motorsports association	6	17:35.095	1 Lap	8.929	60.77	2:43.745	6
31	26	R	4 Andy HOWLETT	MZ -	6	17:49.507	1 Lap	14.412	59.96	2:46.688	6
32	6	R	5 Paul ANSELL	MZ -	6	17:51.112	1 Lap	1.605	59.87	2:47.917	6
33	93		13 Patrick ORTON	MZ - Chilton Motors	5	16:46.101	2 Laps	1 Lap	53.11	3:02.709	5
34	113		14 Liam NEWMAN	MZ - Team newman racing	5	17:21.834	2 Laps	35.733	51.29	2:32.528	4

NOT CLASSIFIED

DNF	70	GPF	Andrew BURSCOUGH	Yamaha - Apollo Tuning	0						
-----	----	-----	------------------	------------------------	---	--	--	--	--	--	--

FASTEST LAP

64	GP	Phil ELLIS	Yamaha -	7	2:11.661	81.17 mph	130.64 kph
101	GPF	Andrew DAVIES	Yamaha - GIBSON EXHAUSTS	3	2:14.389	79.53 mph	127.99 kph
69		Alexander MANN	MZ - HS RACING	7	2:21.425	75.57 mph	121.62 kph
108	R	Ian KEEBLE	MZ -	6	2:38.706	67.34 mph	108.38 kph

Class GP - 92.5% of Race Speed = 74.00 mph  
 Class GPF - 92.5% of Race Speed = 72.65 mph  
 Class - 92.5% of Race Speed = 65.15 mph  
 Class R - 92.5% of Race Speed = 57.59 mph

Snetterton 300  
 Circuit Length = 2.9689 miles  
 Start: 12:39 Flag 12:55 End: 12:57

Weather / Track : Sunny / Dry

These results are provisional until the conclusion of any judicial and technical matters.

Clerk Of Course :	Steward :	Timekeeper :
-------------------	-----------	--------------

Results can be found at [www.tsl-timing.com](http://www.tsl-timing.com)

Printed - 13:04 Sunday, 15 September 2019



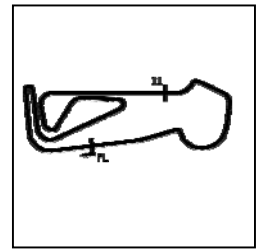




# BMCRC - MRO Championships 2019 - Rnd 8 @ Snetterton

## Chilton Motors 250 MZs & BMCRC Blue Haze 2-Stroke GP

### RACE 9 - SECTOR ANALYSIS



SECTOR 1 = FL to I1, SECTOR 2 = I1 to FL, DIFF = Difference To Personal Best Lap, P = Crossed Finish Line in Pit Lane, D = Time Disallowed

P1 64 GP Phil ELLIS		Yamaha -				
IDEAL LAP TIME : 2:11.438		BEST LAP TIME : 2:11.661		DIFFERENCE : 0.223		
LAP	SECTOR 1	SECTOR 2	LAP TIME	MPH	DIFF	TIME OF DAY
1 -		43.965	2:19.052	76.86	7.391	12:42:04.384
2 -	1:28.489	44.726	2:13.215	80.23	1.554	12:44:17.599
3 -	1:28.881	44.127	2:13.008	80.35	1.347	12:46:30.607
4 -	1:28.553	<b>43.762</b>	2:12.315 (2)	80.77	0.654	12:48:42.922
5 -	1:27.845	45.690	2:13.535	80.03	1.874	12:50:56.457
6 -	1:28.288	44.130	2:12.418 (3)	80.71	0.757	12:53:08.875
7 -	<b>1:27.676</b>	43.985	<b>2:11.661 (1)</b>	<b>81.17</b>		<b>12:55:20.536</b>

P2 101 GPF Andrew DAVIES		Yamaha - GIBSON EXHAUSTS				
IDEAL LAP TIME : 2:14.322		BEST LAP TIME : 2:14.389		DIFFERENCE : 0.067		
LAP	SECTOR 1	SECTOR 2	LAP TIME	MPH	DIFF	TIME OF DAY
1 -		44.752	2:21.524	75.52	7.135	12:42:06.856
2 -	1:30.368	44.949	2:15.317	78.98	0.928	12:44:22.173
3 -	<b>1:30.064</b>	44.325	<b>2:14.389 (1)</b>	<b>79.53</b>		<b>12:46:36.562</b>
4 -	1:30.679	45.435	2:16.114	78.52	1.725	12:48:52.676
5 -	1:30.158	44.384	2:14.542 (2)	79.44	0.153	12:51:07.218
6 -	1:31.220	44.626	2:15.846	78.67	1.457	12:53:23.064
7 -	1:30.445	<b>44.258</b>	2:14.703 (3)	79.34	0.314	12:55:37.767

P3 17 GP Rodger MARSH		Yamaha -				
IDEAL LAP TIME : 2:13.950		BEST LAP TIME : 2:13.950		DIFFERENCE : 0.000		
LAP	SECTOR 1	SECTOR 2	LAP TIME	MPH	DIFF	TIME OF DAY
1 -		46.750	2:29.316	71.58	15.366	12:42:14.648
2 -	<b>1:29.089</b>	<b>44.861</b>	<b>2:13.950 (1)</b>	<b>79.79</b>		<b>12:44:28.598</b>
3 -	1:29.695	45.053	2:14.748 (2)	79.31	0.798	12:46:43.346
4 -	1:29.156	46.084	2:15.240 (3)	79.03	1.290	12:48:58.586
5 -	1:29.959	45.860	2:15.819	78.69	1.869	12:51:14.405
6 -	1:29.172	47.982	2:17.154	77.92	3.204	12:53:31.559
7 -	1:30.179	47.400	2:17.579	77.68	3.629	12:55:49.138

P4 11 GPF Gael MACHARD		Aprilia -				
IDEAL LAP TIME : 2:14.624		BEST LAP TIME : 2:14.624		DIFFERENCE : 0.000		
LAP	SECTOR 1	SECTOR 2	LAP TIME	MPH	DIFF	TIME OF DAY
1 -		47.087	2:24.991	73.71	10.367	12:42:10.323
2 -	1:32.443	45.285	2:17.728	77.60	3.104	12:44:28.051
3 -	1:33.602	45.425	2:19.027	76.87	4.403	12:46:47.078
4 -	1:30.819	45.864	2:16.683 (3)	78.19	2.059	12:49:03.761
5 -	1:32.539	44.678	2:17.217	77.89	2.593	12:51:20.978
6 -	<b>1:30.154</b>	<b>44.470</b>	<b>2:14.624 (1)</b>	<b>79.39</b>		<b>12:53:35.602</b>
7 -	1:30.639	44.879	2:15.518 (2)	78.86	0.894	12:55:51.120

P5 15 GPF Billy PERKINS		Yamaha - Pip Carey				
IDEAL LAP TIME : 2:15.372		BEST LAP TIME : 2:15.372		DIFFERENCE : 0.000		
LAP	SECTOR 1	SECTOR 2	LAP TIME	MPH	DIFF	TIME OF DAY
1 -		45.823	2:23.212	74.63	7.840	12:42:08.544
2 -	1:31.772	46.541	2:18.313	77.27	2.941	12:44:26.857
3 -	1:31.842	46.254	2:18.096 (3)	77.39	2.724	12:46:44.953
4 -	1:31.232	47.480	2:18.712	77.05	3.340	12:49:03.665
5 -	1:32.816	46.557	2:19.373	76.68	4.001	12:51:23.038
6 -	<b>1:30.114</b>	<b>45.258</b>	<b>2:15.372 (1)</b>	<b>78.95</b>		<b>12:53:38.410</b>
7 -	1:31.312	45.823	2:17.135 (2)	77.93	1.763	12:55:55.545

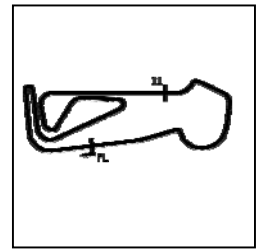
Weather / Track : Sunny / Dry

Snetterton 300  
Circuit Length = 2.9689 miles  
Start: 12:39 Flag 12:55 End: 12:57

# BMCRC - MRO Championships 2019 - Rnd 8 @ Snetterton

## Chilton Motors 250 MZs & BMCRC Blue Haze 2-Stroke GP

### RACE 9 - SECTOR ANALYSIS



SECTOR 1 = FL to I1, SECTOR 2 = I1 to FL, DIFF = Difference To Personal Best Lap, P = Crossed Finish Line in Pit Lane, D = Time Disallowed

P6 55 GPF Paul TOLAND		Yamaha -				
IDEAL LAP TIME : 2:15.797		BEST LAP TIME : 2:15.797		DIFFERENCE : 0.000		
LAP	SECTOR 1	SECTOR 2	LAP TIME	MPH	DIFF	TIME OF DAY
1 -		46.138	2:23.540	74.46	7.743	12:42:08.872
2 -	1:31.638	46.370	2:18.008	77.44	2.211	12:44:26.880
3 -	1:31.521	45.990	2:17.511 (2)	77.72	1.714	12:46:44.391
4 -	1:31.399	47.585	2:18.984	76.90	3.187	12:49:03.375
5 -	1:32.943	45.816	2:18.759	77.02	2.962	12:51:22.134
6 -	<b>1:30.741</b>	<b>45.056</b>	<b>2:15.797 (1)</b>	<b>78.70</b>		<b>12:53:37.931</b>
7 -	1:32.396	45.374	2:17.770 (3)	77.57	1.973	12:55:55.701

P7 83 GPF Paul GODBOLD		Yamaha - Hill farm tree services				
IDEAL LAP TIME : 2:15.738		BEST LAP TIME : 2:15.988		DIFFERENCE : 0.250		
LAP	SECTOR 1	SECTOR 2	LAP TIME	MPH	DIFF	TIME OF DAY
1 -		<b>45.347</b>	2:25.963	73.22	9.975	12:42:11.295
2 -	1:31.540	45.702	2:17.242 (2)	77.87	1.254	12:44:28.537
3 -	1:33.599	45.879	2:19.478	76.62	3.490	12:46:48.015
4 -	1:31.624	45.923	2:17.547	77.70	1.559	12:49:05.562
5 -	1:31.424	45.908	2:17.332 (3)	77.82	1.344	12:51:22.894
6 -	<b>1:30.391</b>	45.597	<b>2:15.988 (1)</b>	<b>78.59</b>		<b>12:53:38.882</b>
7 -	1:31.804	45.780	2:17.584	77.68	1.596	12:55:56.466

P8 2 GP Nick BEDFORD		Yamaha - Banx Race Paint				
IDEAL LAP TIME : 2:16.428		BEST LAP TIME : 2:17.081		DIFFERENCE : 0.653		
LAP	SECTOR 1	SECTOR 2	LAP TIME	MPH	DIFF	TIME OF DAY
1 -		<b>45.618</b>	2:24.681	73.87	7.600	12:42:10.013
2 -	1:31.094	46.928	2:18.022 (2)	77.43	0.941	12:44:28.035
3 -	1:32.971	47.590	2:20.561	76.03	3.480	12:46:48.596
4 -	1:31.697	47.421	2:19.118	76.82	2.037	12:49:07.714
5 -	1:33.295	46.860	2:20.155	76.25	3.074	12:51:27.869
6 -	1:31.392	46.640	2:18.032 (3)	77.43	0.951	12:53:45.901
7 -	<b>1:30.810</b>	46.271	<b>2:17.081 (1)</b>	<b>77.96</b>		<b>12:56:02.982</b>

P9 3 GP Tom BARRETT		Honda - Aspire Classic Restoration				
IDEAL LAP TIME : 2:16.418		BEST LAP TIME : 2:16.522		DIFFERENCE : 0.104		
LAP	SECTOR 1	SECTOR 2	LAP TIME	MPH	DIFF	TIME OF DAY
1 -		48.195	2:30.646	70.94	14.124	12:42:15.978
2 -	1:33.369	47.581	2:20.950	75.82	4.428	12:44:36.928
3 -	1:31.914	46.564	2:18.478	77.18	1.956	12:46:55.406
4 -	1:32.235	<b>45.680</b>	2:17.915 (2)	77.49	1.393	12:49:13.321
5 -	1:31.176	46.772	2:17.948 (3)	77.47	1.426	12:51:31.269
6 -	<b>1:30.738</b>	45.784	<b>2:16.522 (1)</b>	<b>78.28</b>		<b>12:53:47.791</b>
7 -	1:32.529	46.468	2:18.997	76.89	2.475	12:56:06.788

P10 144 GP Stephen DUNN		Yamaha -				
IDEAL LAP TIME : 2:16.613		BEST LAP TIME : 2:17.126		DIFFERENCE : 0.513		
LAP	SECTOR 1	SECTOR 2	LAP TIME	MPH	DIFF	TIME OF DAY
1 -		48.483	2:30.151	71.18	13.025	12:42:15.483
2 -	1:33.411	47.528	2:20.939	75.83	3.813	12:44:36.422
3 -	1:33.217	47.413	2:20.630	76.00	3.504	12:46:57.052
4 -	1:32.211	46.985	2:19.196 (3)	76.78	2.070	12:49:16.248
5 -	1:32.779	46.543	2:19.322	76.71	2.196	12:51:35.570
6 -	<b>1:31.055</b>	46.071	<b>2:17.126 (1)</b>	<b>77.94</b>		<b>12:53:52.696</b>
7 -	1:32.569	<b>45.558</b>	2:18.127 (2)	77.37	1.001	12:56:10.823

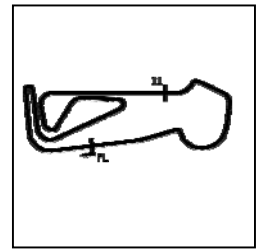
Weather / Track : Sunny / Dry

Snetterton 300  
 Circuit Length = 2.9689 miles  
 Start: 12:39 Flag 12:55 End: 12:57

# BMCRC - MRO Championships 2019 - Rnd 8 @ Snetterton

## Chilton Motors 250 MZs & BMCRC Blue Haze 2-Stroke GP

### RACE 9 - SECTOR ANALYSIS



SECTOR 1 = FL to I1, SECTOR 2 = I1 to FL, DIFF = Difference To Personal Best Lap, P = Crossed Finish Line in Pit Lane, D = Time Disallowed

P11 27 GPF Richard HAYWARD			Yamaha - Gforce Motorcycles			
IDEAL LAP TIME : 2:18.468		BEST LAP TIME : 2:18.468	DIFFERENCE : 0.000			
LAP	SECTOR 1	SECTOR 2	LAP TIME	MPH	DIFF	TIME OF DAY
1 -		48.059	2:28.914	71.77	10.446	12:42:14.246
2 -	1:33.162	46.398	2:19.560	76.58	1.092	12:44:33.806
3 -	1:33.195	46.260	2:19.455 (3)	76.64	0.987	12:46:53.261
4 -	<b>1:32.216</b>	<b>46.252</b>	<b>2:18.468 (1)</b>	<b>77.18</b>		<b>12:49:11.729</b>
5 -	1:33.323	47.388	2:20.711	75.95	2.243	12:51:32.440
6 -	1:32.236	46.359	2:18.595 (2)	77.11	0.127	12:53:51.035
7 -	1:32.731	47.192	2:19.923	76.38	1.455	12:56:10.958

P12 60 GPF Daniel GOUGH			Yamaha - G Force Motorcycles			
IDEAL LAP TIME : 2:19.535		BEST LAP TIME : 2:19.788	DIFFERENCE : 0.253			
LAP	SECTOR 1	SECTOR 2	LAP TIME	MPH	DIFF	TIME OF DAY
1 -		47.854	2:28.550	71.94	8.762	12:42:13.882
2 -	1:33.974	47.075	2:21.049	75.77	1.261	12:44:34.931
3 -	1:33.179	<b>46.609</b>	<b>2:19.788 (1)</b>	<b>76.45</b>		<b>12:46:54.719</b>
4 -	1:33.171	46.748	2:19.919 (2)	76.38	0.131	12:49:14.638
5 -	1:34.446	47.808	2:22.254	75.13	2.466	12:51:36.892
6 -	<b>1:32.926</b>	47.058	2:19.984 (3)	76.35	0.196	12:53:56.876
7 -	1:33.353	47.227	2:20.580	76.02	0.792	12:56:17.456

P13 30 GPF Neil HEWSON			Suzuki - The Sun Inn, Pickering			
IDEAL LAP TIME : 2:23.917		BEST LAP TIME : 2:24.232	DIFFERENCE : 0.315			
LAP	SECTOR 1	SECTOR 2	LAP TIME	MPH	DIFF	TIME OF DAY
1 -		50.252	2:34.526	69.16	10.294	12:42:19.858
2 -	1:36.976	49.682	2:26.658	72.87	2.426	12:44:46.516
3 -	1:36.318	50.401	2:26.719	72.84	2.487	12:47:13.235
4 -	1:36.770	48.674	2:25.444	73.48	1.212	12:49:38.679
5 -	<b>1:35.477</b>	48.755	<b>2:24.232 (1)</b>	<b>74.10</b>		<b>12:52:02.911</b>
6 -	1:36.693	<b>48.440</b>	2:25.133 (2)	73.64	0.901	12:54:28.044
7 -	1:35.680	49.760	2:25.440 (3)	73.48	1.208	12:56:53.484

P14 69 Alexander MANN			MZ - HS RACING			
IDEAL LAP TIME : 2:21.425		BEST LAP TIME : 2:21.425	DIFFERENCE : 0.000			
LAP	SECTOR 1	SECTOR 2	LAP TIME	MPH	DIFF	TIME OF DAY
1 -		48.668	3:21.122	53.14	59.697	12:43:06.454
2 -	1:37.065	47.700	2:24.765	73.83	3.340	12:45:31.219
3 -	1:36.685	47.642	2:24.327	74.05	2.902	12:47:55.546
4 -	1:36.768	47.693	2:24.461	73.98	3.036	12:50:20.007
5 -	1:36.067	47.329	2:23.396 (3)	74.53	1.971	12:52:43.403
6 -	1:35.409	47.103	2:22.512 (2)	74.99	1.087	12:55:05.915
7 -	<b>1:34.696</b>	<b>46.729</b>	<b>2:21.425 (1)</b>	<b>75.57</b>		<b>12:57:27.340</b>

P15 95 Christopher ROGERS			MZ - CB Racing			
IDEAL LAP TIME : 2:22.796		BEST LAP TIME : 2:23.195	DIFFERENCE : 0.399			
LAP	SECTOR 1	SECTOR 2	LAP TIME	MPH	DIFF	TIME OF DAY
1 -		48.227	3:21.396	53.06	58.201	12:43:06.728
2 -	1:37.375	47.459	2:24.834	73.79	1.639	12:45:31.562
3 -	1:36.828	47.653	2:24.481	73.97	1.286	12:47:56.043
4 -	1:36.768	47.980	2:24.748	73.83	1.553	12:50:20.791
5 -	1:35.977	47.701	2:23.678 (2)	74.38	0.483	12:52:44.469
6 -	1:36.817	<b>47.030</b>	2:23.847 (3)	74.30	0.652	12:55:08.316
7 -	<b>1:35.766</b>	47.429	<b>2:23.195 (1)</b>	<b>74.64</b>		<b>12:57:31.511</b>

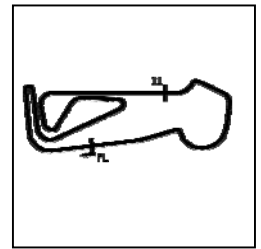
Weather / Track : Sunny / Dry

Snetterton 300  
Circuit Length = 2.9689 miles  
Start: 12:39 Flag 12:55 End: 12:57

# BMCRC - MRO Championships 2019 - Rnd 8 @ Snetterton

## Chilton Motors 250 MZs & BMCRC Blue Haze 2-Stroke GP

### RACE 9 - SECTOR ANALYSIS



SECTOR 1 = FL to I1, SECTOR 2 = I1 to FL, DIFF = Difference To Personal Best Lap, P = Crossed Finish Line in Pit Lane, D = Time Disallowed

P16 85		Andrew WALES		MZ - Illuminated Design LTD		
IDEAL LAP TIME : 2:22.469		BEST LAP TIME : 2:23.340		DIFFERENCE : 0.871		
LAP	SECTOR 1	SECTOR 2	LAP TIME	MPH	DIFF	TIME OF DAY
1 -		48.979	3:22.235	52.84	58.895	12:43:07.567
2 -	1:37.283	47.446	2:24.729	73.84	1.389	12:45:32.296
3 -	1:36.193	47.785	2:23.978	74.23	0.638	12:47:56.274
4 -	1:36.888	48.230	2:25.118	73.65	1.778	12:50:21.392
5 -	<b>1:35.569</b>	47.910	2:23.479 (3)	74.49	0.139	12:52:44.871
6 -	1:36.460	<b>46.900</b>	2:23.360 (2)	74.55	0.020	12:55:08.231
7 -	1:35.811	47.529	<b>2:23.340 (1)</b>	<b>74.56</b>		<b>12:57:31.571</b>

P17 75		Peter WOODALL		MZ - Core Projects Ltd		
IDEAL LAP TIME : 2:22.798		BEST LAP TIME : 2:22.912		DIFFERENCE : 0.114		
LAP	SECTOR 1	SECTOR 2	LAP TIME	MPH	DIFF	TIME OF DAY
1 -		48.283	3:21.487	53.04	58.575	12:43:06.819
2 -	1:37.974	<b>47.153</b>	2:25.127	73.64	2.215	12:45:31.946
3 -	1:36.366	47.258	2:23.624 (2)	74.41	0.712	12:47:55.570
4 -	1:36.913	47.797	2:24.710	73.85	1.798	12:50:20.280
5 -	1:36.458	47.798	2:24.256	74.09	1.344	12:52:44.536
6 -	1:36.769	47.390	2:24.159 (3)	74.14	1.247	12:55:08.695
7 -	<b>1:35.645</b>	47.267	<b>2:22.912 (1)</b>	<b>74.78</b>		<b>12:57:31.607</b>

P18 44		Robert DESSOY		MZ - Eastern Garage Racing		
IDEAL LAP TIME : 2:22.377		BEST LAP TIME : 2:23.640		DIFFERENCE : 1.263		
LAP	SECTOR 1	SECTOR 2	LAP TIME	MPH	DIFF	TIME OF DAY
1 -		48.828	3:22.191	52.86	58.551	12:43:07.523
2 -	1:37.446	48.024	2:25.470	73.47	1.830	12:45:32.993
3 -	<b>1:35.550</b>	48.090	<b>2:23.640 (1)</b>	<b>74.40</b>		<b>12:47:56.633</b>
4 -	1:36.140	47.709	2:23.849 (2)	74.30	0.209	12:50:20.482
5 -	1:36.200	47.882	2:24.082 (3)	74.18	0.442	12:52:44.564
6 -	1:37.534	<b>46.827</b>	2:24.361	74.03	0.721	12:55:08.925
7 -	1:49.632	52.772	2:42.404	65.81	18.764	12:57:51.329

P19 169 GPF		Mark ELLERAY		Yamaha - Abbot Solutions Ltd		
IDEAL LAP TIME : 2:33.974		BEST LAP TIME : 2:34.516		DIFFERENCE : 0.542		
LAP	SECTOR 1	SECTOR 2	LAP TIME	MPH	DIFF	TIME OF DAY
1 -		54.316	2:45.286	64.66	10.770	12:42:30.618
2 -	1:44.592	52.232	2:36.824	68.15	2.308	12:45:07.442
3 -	1:43.909	<b>51.232</b>	2:35.141 (2)	68.89	0.625	12:47:42.583
4 -	1:43.679	53.464	2:37.143	68.01	2.627	12:50:19.726
5 -	1:43.324	52.770	2:36.094 (3)	68.47	1.578	12:52:55.820
6 -	<b>1:42.742</b>	51.774	<b>2:34.516 (1)</b>	<b>69.17</b>		<b>12:55:30.336</b>

P20 67 GPF		Mark BAILEY		Yamaha - Gforce motorcycles		
IDEAL LAP TIME : 2:34.300		BEST LAP TIME : 2:34.300		DIFFERENCE : 0.000		
LAP	SECTOR 1	SECTOR 2	LAP TIME	MPH	DIFF	TIME OF DAY
1 -		54.372	2:44.542	64.95	10.242	12:42:29.874
2 -	1:44.406	53.612	2:38.018	67.63	3.718	12:45:07.892
3 -	1:43.860	52.162	2:36.022 (3)	68.50	1.722	12:47:43.914
4 -	<b>1:42.206</b>	<b>52.094</b>	<b>2:34.300 (1)</b>	<b>69.26</b>		<b>12:50:18.214</b>
5 -	1:44.378	52.942	2:37.320	67.93	3.020	12:52:55.534
6 -	1:42.456	52.605	2:35.061 (2)	68.92	0.761	12:55:30.595

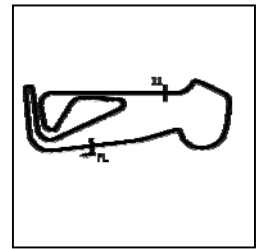
Weather / Track : Sunny / Dry

Snetterton 300  
Circuit Length = 2.9689 miles  
Start: 12:39 Flag 12:55 End: 12:57

# BMCRC - MRO Championships 2019 - Rnd 8 @ Snetterton

## Chilton Motors 250 MZs & BMCRC Blue Haze 2-Stroke GP

### RACE 9 - SECTOR ANALYSIS



SECTOR 1 = FL to I1, SECTOR 2 = I1 to FL, DIFF = Difference To Personal Best Lap, P = Crossed Finish Line in Pit Lane, D = Time Disallowed

P21 9		Gary HOWLETT		MZ - HS Racing		
IDEAL LAP TIME : 2:29.231		BEST LAP TIME : 2:29.835		DIFFERENCE : 0.604		
LAP	SECTOR 1	SECTOR 2	LAP TIME	MPH	DIFF	TIME OF DAY
1 -		49.609	3:25.274	52.06	55.439	12:43:10.606
2 -	<b>1:40.299</b>	49.536	<b>2:29.835 (1)</b>	<b>71.33</b>		<b>12:45:40.441</b>
3 -	1:42.090	<b>48.932</b>	2:31.022 (3)	70.77	1.187	12:48:11.463
4 -	1:41.872	49.560	2:31.432	70.58	1.597	12:50:42.895
5 -	1:41.678	49.372	2:31.050	70.75	1.215	12:53:13.945
6 -	1:40.635	50.165	2:30.800 (2)	70.87	0.965	12:55:44.745

P22 32		John ASHMEAD		MZ -		
IDEAL LAP TIME : 2:30.888		BEST LAP TIME : 2:31.024		DIFFERENCE : 0.136		
LAP	SECTOR 1	SECTOR 2	LAP TIME	MPH	DIFF	TIME OF DAY
1 -		49.706	3:26.635	51.72	55.611	12:43:11.967
2 -	1:42.221	49.831	2:32.052	70.29	1.028	12:45:44.019
3 -	1:41.424	49.814	2:31.238 (3)	70.67	0.214	12:48:15.257
4 -	<b>1:41.254</b>	49.831	2:31.085 (2)	70.74	0.061	12:50:46.342
5 -	1:42.565	51.944	2:34.509	69.17	3.485	12:53:20.851
6 -	1:41.390	<b>49.634</b>	<b>2:31.024 (1)</b>	<b>70.77</b>		<b>12:55:51.875</b>

P23 138		Konrad BREESE		MZ - STIHL Racing		
IDEAL LAP TIME : 2:31.192		BEST LAP TIME : 2:31.502		DIFFERENCE : 0.310		
LAP	SECTOR 1	SECTOR 2	LAP TIME	MPH	DIFF	TIME OF DAY
1 -		50.125	3:27.111	51.60	55.609	12:43:12.443
2 -	1:42.152	50.150	2:32.302	70.17	0.800	12:45:44.745
3 -	<b>1:41.565</b>	49.937	<b>2:31.502 (1)</b>	<b>70.54</b>		<b>12:48:16.247</b>
4 -	1:42.916	49.884	2:32.800	69.94	1.298	12:50:49.047
5 -	1:41.886	50.297	2:32.183 (3)	70.23	0.681	12:53:21.230
6 -	1:42.166	<b>49.627</b>	2:31.793 (2)	70.41	0.291	12:55:53.023

P24 41		Gary WILLIAMS		MZ -		
IDEAL LAP TIME : 2:33.269		BEST LAP TIME : 2:33.972		DIFFERENCE : 0.703		
LAP	SECTOR 1	SECTOR 2	LAP TIME	MPH	DIFF	TIME OF DAY
1 -		51.805	3:31.311	50.57	57.339	12:43:16.643
2 -	<b>1:42.725</b>	51.379	2:34.104 (2)	69.35	0.132	12:45:50.747
3 -	1:43.703	50.716	2:34.419 (3)	69.21	0.447	12:48:25.166
4 -	1:43.176	50.796	<b>2:33.972 (1)</b>	<b>69.41</b>		<b>12:50:59.138</b>
5 -	1:43.892	51.109	2:35.001	68.95	1.029	12:53:34.139
6 -	1:43.898	<b>50.544</b>	2:34.442	69.20	0.470	12:56:08.581

P25 56		Russell TURNER		MZ -		
IDEAL LAP TIME : 2:32.894		BEST LAP TIME : 2:33.520		DIFFERENCE : 0.626		
LAP	SECTOR 1	SECTOR 2	LAP TIME	MPH	DIFF	TIME OF DAY
1 -		51.750	3:31.189	50.60	57.669	12:43:16.521
2 -	1:44.465	51.689	2:36.154	68.44	2.634	12:45:52.675
3 -	1:43.550	<b>50.524</b>	2:34.074 (2)	69.36	0.554	12:48:26.749
4 -	<b>1:42.370</b>	51.150	<b>2:33.520 (1)</b>	<b>69.62</b>		<b>12:51:00.269</b>
5 -	1:43.042	51.472	2:34.514	69.17	0.994	12:53:34.783
6 -	1:43.883	50.549	2:34.432 (3)	69.20	0.912	12:56:09.215

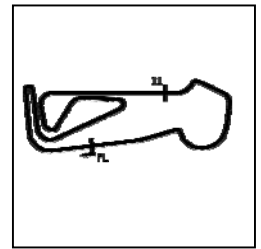
Weather / Track : Sunny / Dry

Snetterton 300  
Circuit Length = 2.9689 miles  
Start: 12:39 Flag 12:55 End: 12:57

# BMCRC - MRO Championships 2019 - Rnd 8 @ Snetterton

## Chilton Motors 250 MZs & BMCRC Blue Haze 2-Stroke GP

### RACE 9 - SECTOR ANALYSIS



SECTOR 1 = FL to I1, SECTOR 2 = I1 to FL, DIFF = Difference To Personal Best Lap, P = Crossed Finish Line in Pit Lane, D = Time Disallowed

P26 5		Garry SAMETT		MZ - smallmouse		
IDEAL LAP TIME : 2:34.429		BEST LAP TIME : 2:35.218		DIFFERENCE : 0.789		
LAP	SECTOR 1	SECTOR 2	LAP TIME	MPH	DIFF	TIME OF DAY
1 -		53.578	3:37.092	49.23	1:01.874	12:43:22.424
2 -	1:47.101	52.687	2:39.788	66.88	4.570	12:46:02.212
3 -	1:46.199	51.713	2:37.912	67.68	2.694	12:48:40.124
4 -	1:45.097	<b>50.841</b>	2:35.938 (3)	68.54	0.720	12:51:16.062
5 -	1:44.183	51.035	<b>2:35.218 (1)</b>	<b>68.85</b>		<b>12:53:51.280</b>
6 -	<b>1:43.588</b>	51.960	2:35.548 (2)	68.71	0.330	12:56:26.828

P27 108 R		Ian KEEBLE		MZ -		
IDEAL LAP TIME : 2:38.706		BEST LAP TIME : 2:38.706		DIFFERENCE : 0.000		
LAP	SECTOR 1	SECTOR 2	LAP TIME	MPH	DIFF	TIME OF DAY
1 -		54.898	3:41.989	48.14	1:03.283	12:43:27.321
2 -	1:50.684	53.961	2:44.645	64.91	5.939	12:46:11.966
3 -	1:49.764	53.408	2:43.172	65.50	4.466	12:48:55.138
4 -	1:48.347	52.922	2:41.269 (3)	66.27	2.563	12:51:36.407
5 -	1:47.137	52.916	2:40.053 (2)	66.77	1.347	12:54:16.460
6 -	<b>1:46.640</b>	<b>52.066</b>	<b>2:38.706 (1)</b>	<b>67.34</b>		<b>12:56:55.166</b>

P28 566 R		Michael WILBY		MZ - Sziler UK		
IDEAL LAP TIME : 2:38.902		BEST LAP TIME : 2:40.201		DIFFERENCE : 1.299		
LAP	SECTOR 1	SECTOR 2	LAP TIME	MPH	DIFF	TIME OF DAY
1 -		54.392	3:41.819	48.18	1:01.618	12:43:27.151
2 -	1:50.623	54.137	2:44.760	64.87	4.559	12:46:11.911
3 -	1:49.479	53.662	2:43.141	65.51	2.940	12:48:55.052
4 -	1:48.850	53.084	2:41.934 (3)	66.00	1.733	12:51:36.986
5 -	<b>1:46.594</b>	53.867	2:40.461 (2)	66.60	0.260	12:54:17.447
6 -	1:47.893	<b>52.308</b>	<b>2:40.201 (1)</b>	<b>66.71</b>		<b>12:56:57.648</b>

P29 49		Andrew NEWMAN		MZ -		
IDEAL LAP TIME : 2:41.138		BEST LAP TIME : 2:41.998		DIFFERENCE : 0.860		
LAP	SECTOR 1	SECTOR 2	LAP TIME	MPH	DIFF	TIME OF DAY
1 -		<b>52.701</b>	3:42.389	48.06	1:00.391	12:43:27.721
2 -	1:55.749	53.838	2:49.587	63.02	7.589	12:46:17.308
3 -	1:48.970	54.860	2:43.830 (3)	65.23	1.832	12:49:01.138
4 -	1:51.316	53.438	2:44.754	64.87	2.756	12:51:45.892
5 -	1:49.549	54.059	2:43.608 (2)	65.32	1.610	12:54:29.500
6 -	<b>1:48.437</b>	53.561	<b>2:41.998 (1)</b>	<b>65.97</b>		<b>12:57:11.498</b>

P30 77 R		Christopher KILGAR		MZ - RAF motorsports association		
IDEAL LAP TIME : 2:43.745		BEST LAP TIME : 2:43.745		DIFFERENCE : 0.000		
LAP	SECTOR 1	SECTOR 2	LAP TIME	MPH	DIFF	TIME OF DAY
1 -		55.279	3:47.901	46.89	1:04.156	12:43:33.233
2 -	1:52.558	54.679	2:47.237	63.90	3.492	12:46:20.470
3 -	1:51.393	54.646	2:46.039	64.37	2.294	12:49:06.509
4 -	1:50.845	54.177	2:45.022 (2)	64.76	1.277	12:51:51.531
5 -	1:51.727	53.424	2:45.151 (3)	64.71	1.406	12:54:36.682
6 -	<b>1:50.461</b>	<b>53.284</b>	<b>2:43.745 (1)</b>	<b>65.27</b>		<b>12:57:20.427</b>

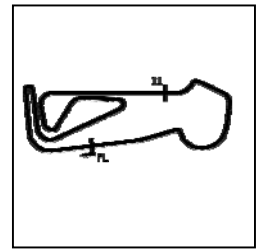
Weather / Track : Sunny / Dry

Snetterton 300  
Circuit Length = 2.9689 miles  
Start: 12:39 Flag 12:55 End: 12:57

# BMCRC - MRO Championships 2019 - Rnd 8 @ Snetterton

## Chilton Motors 250 MZs & BMCRC Blue Haze 2-Stroke GP

### RACE 9 - SECTOR ANALYSIS



SECTOR 1 = FL to I1, SECTOR 2 = I1 to FL, DIFF = Difference To Personal Best Lap, P = Crossed Finish Line in Pit Lane, D = Time Disallowed

P31 26 R		Andy HOWLETT		MZ -		
IDEAL LAP TIME : 2:46.688		BEST LAP TIME : 2:46.688		DIFFERENCE : 0.000		
LAP	SECTOR 1	SECTOR 2	LAP TIME	MPH	DIFF	TIME OF DAY
1 -		56.332	3:45.986	47.29	59.298	12:43:31.318
2 -	1:54.372	55.797	2:50.169	62.80	3.481	12:46:21.487
3 -	1:52.294	55.821	2:48.115 (2)	63.57	1.427	12:49:09.602
4 -	1:53.526	56.673	2:50.199	62.79	3.511	12:51:59.801
5 -	1:52.489	55.861	2:48.350 (3)	63.48	1.662	12:54:48.151
6 -	<b>1:52.218</b>	<b>54.470</b>	<b>2:46.688 (1)</b>	<b>64.12</b>		<b>12:57:34.839</b>

P32 6 R		Paul ANSELL		MZ -		
IDEAL LAP TIME : 2:47.808		BEST LAP TIME : 2:47.917		DIFFERENCE : 0.109		
LAP	SECTOR 1	SECTOR 2	LAP TIME	MPH	DIFF	TIME OF DAY
1 -		56.085	3:47.481	46.98	59.564	12:43:32.813
2 -	1:53.298	56.296	2:49.594	63.02	1.677	12:46:22.407
3 -	1:52.184	57.898	2:50.082	62.84	2.165	12:49:12.489
4 -	1:52.217	55.852	2:48.069 (3)	63.59	0.152	12:52:00.558
5 -	1:52.168	<b>55.801</b>	2:47.969 (2)	63.63	0.052	12:54:48.527
6 -	<b>1:52.007</b>	55.910	<b>2:47.917 (1)</b>	<b>63.65</b>		<b>12:57:36.444</b>

P33 93		Patrick ORTON		MZ - Chilton Motors		
IDEAL LAP TIME : 3:02.709		BEST LAP TIME : 3:02.709		DIFFERENCE : 0.000		
LAP	SECTOR 1	SECTOR 2	LAP TIME	MPH	DIFF	TIME OF DAY
1 -		1:06.884	4:15.573	41.82	1:12.864	12:44:00.905
2 -	2:09.459	1:05.030	3:14.489	54.95	11.780	12:47:15.394
3 -	2:04.652	1:03.893	3:08.545 (3)	56.68	5.836	12:50:23.939
4 -	2:02.918	1:01.867	3:04.785 (2)	57.84	2.076	12:53:28.724
5 -	<b>2:01.417</b>	<b>1:01.292</b>	<b>3:02.709 (1)</b>	<b>58.49</b>		<b>12:56:31.433</b>

P34 113		Liam NEWMAN		MZ - Team newman racing		
IDEAL LAP TIME : 2:32.528		BEST LAP TIME : 2:32.528		DIFFERENCE : 0.000		
LAP	SECTOR 1	SECTOR 2	LAP TIME	MPH	DIFF	TIME OF DAY
1 -		4:01.614	6:38.867	26.79	4:06.339	12:46:24.199
2 -	2:08.068	52.391	3:00.459	59.22	27.931	12:49:24.658
3 -	1:44.067	51.173	2:35.240 (3)	68.84	2.712	12:51:59.898
4 -	<b>1:42.217</b>	<b>50.311</b>	<b>2:32.528 (1)</b>	<b>70.07</b>		<b>12:54:32.426</b>
5 -	1:42.776	51.964	2:34.740 (2)	69.07	2.212	12:57:07.166

Weather / Track : Sunny / Dry

Snetterton 300  
 Circuit Length = 2.9689 miles  
 Start: 12:39 Flag 12:55 End: 12:57



# BMCRC - MRO Championships 2019 - Rnd 8 @ Snetterton

## Chilton Motors 250 MZs & BMCRC Blue Haze 2-Stroke GP

### RACE 9 - BEST SECTORS

SECTOR 1			SECTOR 2			IDEAL / BEST COMPARISON						
POS	NO	NAME	TIME	NO	NAME	TIME	POS	NO	NAME	IDEAL	BEST	DIFF
									<b>PERFECT LAP</b>	<b>2:11.438</b>		
1	64	ELLIS	1:27.676	64	ELLIS	43.762	1	64	ELLIS	2:11.438	2:11.661	0.223
2	17	MARSH	1:29.089	101	DAVIES	44.258	2	17	MARSH	2:13.950	2:13.950	0.000
3	101	DAVIES	1:30.064	11	MACHARD	44.470	3	101	DAVIES	2:14.322	2:14.389	0.067
4	15	PERKINS	1:30.114	17	MARSH	44.861	4	11	MACHARD	2:14.624	2:14.624	0.000
5	11	MACHARD	1:30.154	55	TOLAND	45.056	5	15	PERKINS	2:15.372	2:15.372	0.000
6	83	GODBOLD	1:30.391	15	PERKINS	45.258	6	83	GODBOLD	2:15.738	2:15.988	0.250
7	3	BARRETT	1:30.738	83	GODBOLD	45.347	7	55	TOLAND	2:15.797	2:15.797	0.000
8	55	TOLAND	1:30.741	144	DUNN	45.558	8	3	BARRETT	2:16.418	2:16.522	0.104
9	2	BEDFORD	1:30.810	2	BEDFORD	45.618	9	2	BEDFORD	2:16.428	2:17.081	0.653
10	144	DUNN	1:31.055	3	BARRETT	45.680	10	144	DUNN	2:16.613	2:17.126	0.513
11	27	HAYWARD	1:32.216	27	HAYWARD	46.252	11	27	HAYWARD	2:18.468	2:18.468	0.000
12	60	GOUGH	1:32.926	60	GOUGH	46.609	12	60	GOUGH	2:19.535	2:19.788	0.253
13	69	MANN	1:34.696	69	MANN	46.729	13	69	MANN	2:21.425	2:21.425	0.000
14	30	HEWSON	1:35.477	44	DESSOY	46.827	14	44	DESSOY	2:22.377	2:23.640	1.263
15	44	DESSOY	1:35.550	85	WALES	46.900	15	85	WALES	2:22.469	2:23.340	0.871
16	85	WALES	1:35.569	95	ROGERS	47.030	16	95	ROGERS	2:22.796	2:23.195	0.399
17	75	WOODALL	1:35.645	75	WOODALL	47.153	17	75	WOODALL	2:22.798	2:22.912	0.114
18	95	ROGERS	1:35.766	30	HEWSON	48.440	18	30	HEWSON	2:23.917	2:24.232	0.315
19	9	HOWLETT	1:40.299	9	HOWLETT	48.932	19	9	HOWLETT	2:29.231	2:29.835	0.604
20	32	ASHMEAD	1:41.254	138	BREESE	49.627	20	32	ASHMEAD	2:30.888	2:31.024	0.136
21	138	BREESE	1:41.565	32	ASHMEAD	49.634	21	138	BREESE	2:31.192	2:31.502	0.310
22	67	BAILEY	1:42.206	113	NEWMAN	50.311	22	113	NEWMAN	2:32.528	2:32.528	0.000
23	113	NEWMAN	1:42.217	56	TURNER	50.524	23	56	TURNER	2:32.894	2:33.520	0.626
24	56	TURNER	1:42.370	41	WILLIAMS	50.544	24	41	WILLIAMS	2:33.269	2:33.972	0.703
25	41	WILLIAMS	1:42.725	5	SAMETT	50.841	25	169	ELLERAY	2:33.974	2:34.516	0.542
26	169	ELLERAY	1:42.742	169	ELLERAY	51.232	26	67	BAILEY	2:34.300	2:34.300	0.000
27	5	SAMETT	1:43.588	108	KEEBLE	52.066	27	5	SAMETT	2:34.429	2:35.218	0.789
28	566	WILBY	1:46.594	67	BAILEY	52.094	28	108	KEEBLE	2:38.706	2:38.706	0.000
29	108	KEEBLE	1:46.640	566	WILBY	52.308	29	566	WILBY	2:38.902	2:40.201	1.299
30	49	NEWMAN	1:48.437	49	NEWMAN	52.701	30	49	NEWMAN	2:41.138	2:41.998	0.860
31	77	KILGAR	1:50.461	77	KILGAR	53.284	31	77	KILGAR	2:43.745	2:43.745	0.000
32	6	ANSELL	1:52.007	26	HOWLETT	54.470	32	26	HOWLETT	2:46.688	2:46.688	0.000
33	26	HOWLETT	1:52.218	6	ANSELL	55.801	33	6	ANSELL	2:47.808	2:47.917	0.109
34	93	ORTON	2:01.417	93	ORTON	1:01.292	34	93	ORTON	3:02.709	3:02.709	0.000
35												

Weather / Track : Sunny / Dry

Results can be found at [www.tsl-timing.com](http://www.tsl-timing.com)

Snetterton 300

Circuit Length = 2.9689 miles

Start: 12:39 Flag 12:55 End: 12:57

Printed - 13:00 Sunday, 15 September 2019



**BMCRC - MRO Championships 2019 - Rnd 8 @ Snetterton**

**Chilton Motors 250 MZs & BMCRC Blue Haze 2-Stroke GP**

**RACE 18 - GRID (7 Laps)**

ROW 14	42	94	Matthew SPENCER	41	96	Chris KENT	40	93	Patrick ORTON	3:02.709
ROW 13				39	6	Paul ANSELL	38	26	Andy HOWLETT	2:47.917 2:46.688 2:43.745
ROW 12	36	49	Andrew NEWMAN	35	566	Michael WILBY	34	108	Ian KEEBLE	2:41.998 2:40.201 2:38.706
ROW 11				33	5	Garry SAMETT	32	41	Gary WILLIAMS	2:35.218 2:33.972 2:33.520
ROW 10	30	113	Liam NEWMAN	29	138	Konrad BREESE	28	32	John ASHMEAD	2:32.528 2:31.502 2:31.024
ROW 9				27	9	Gary HOWLETT	26	44	Robert DESSOY	2:29.835 2:23.640 2:23.340
ROW 8	24	95	Christopher ROGERS	23	75	Peter WOODALL	22	69	Alexander MANN	2:23.195 2:22.912 2:21.425
ROW 7				21			20			
ROW 6	18	707	Alex SYMON	17	21	Stuart THURTLÉ	16	70	Andrew BURSCOUGH	
ROW 5				15	169	Mark ELLERAY	14	67	Mark BAILEY	2:34.516 2:34.300 2:24.232
ROW 4	12	60	Daniel GOUGH	11	27	Richard HAYWARD	10	144	Stephen DUNN	2:19.788 2:18.468 2:17.126
ROW 3				9	2	Nick BEDFORD	8	3	Tom BARRETT	2:17.081 2:16.522 2:15.988
ROW 2	6	55	Paul TOLAND	5	15	Billy PERKINS	4	11	Gael MACHARD	2:15.797 2:15.372 2:14.624
ROW 1				3	101	Andrew DAVIES	2	17	Rodger MARSH	2:14.389 2:13.950 2:11.661
				1	64	Phil ELLIS				<b>Pole</b>

Snetterton 300  
 Circuit Length = 2.9689 miles

**These results are provisional until the conclusion of any judicial and technical matters.**

Clerk Of Course :	Steward :	Timekeeper :
-------------------	-----------	--------------

Results can be found at [www.tsl-timing.com](http://www.tsl-timing.com)

Printed - 13:03 Sunday, 15 September 2019





**BMCRC - MRO Championships 2019 - Rnd 8 @ Snetterton**  
**Chilton Motors 250 MZs & BMCRC Blue Haze 2-Stroke GP**  
**RACE 18 - CLASSIFICATION**

POS	NO	CL	PIC NAME	ENTRY	LAPS	TIME	GAP	DIFF	MPH	BEST	ON
1	64	GP	1 Phil ELLIS	Yamaha -	7	15:33.902			80.11	2:11.041	7
2	17	GP	2 Rodger MARSH	Yamaha -	7	15:50.529	16.627	16.627	78.71	2:12.567	2
3	70	GPF	1 Andrew BURSCOUGH	Yamaha - Apollo Tuning	7	16:00.034	26.132	9.505	77.93	2:15.107	6
4	55	GPF	2 Paul TOLAND	Yamaha -	7	16:00.477	26.575	0.443	77.89	2:15.110	7
5	2	GP	3 Nick BEDFORD	Yamaha - Banx Race Paint	7	16:02.910	29.008	2.433	77.69	2:14.916	6
6	11	GPF	3 Gael MACHARD	Aprilia -	7	16:03.816	29.914	0.906	77.62	2:15.679	7
7	27	GPF	4 Richard HAYWARD	Yamaha - Gforce Motorcycles	7	16:03.979	30.077	0.163	77.61	2:15.626	7
8	3	GP	4 Tom BARRETT	Honda - Aspire Classic Restoration	7	16:15.456	41.554	11.477	76.69	2:17.840	5
9	144	GP	5 Stephen DUNN	Yamaha -	7	16:26.207	52.305	10.751	75.86	2:18.551	2
10	60	GPF	5 Daniel GOUGH	Yamaha - G Force Motorcycles	7	16:43.113	1:09.211	16.906	74.58	2:21.766	6
11	15	GPF	6 Billy PERKINS	Yamaha - Pip Carey	7	17:00.224	1:26.322	17.111	73.33	2:17.846	2
12	75		1 Peter WOODALL	MZ - Core Projects Ltd	7	17:19.367	1:45.465	19.143	71.98	2:23.244	3
13	95		2 Christopher ROGERS	MZ - CB Racing	7	17:19.396	1:45.494	0.029	71.98	2:23.018	7
14	85		3 Andrew WALES	MZ - Illuminated Design LTD	7	17:19.583	1:45.681	0.187	71.96	2:23.489	7
15	69		4 Alexander MANN	MZ - HS RACING	7	17:19.923	1:46.021	0.340	71.94	2:23.755	7
16	30	GPF	7 Neil HEWSON	Suzuki - The Sun Inn, Pickering	7	17:31.936	1:58.034	12.013	71.12	2:27.399	6
17	44		5 Robert DESSOY	MZ - Eastern Garage Racing	7	17:45.632	2:11.730	13.696	70.20	2:25.971	2
18	9		6 Gary HOWLETT	MZ - HS Racing	7	17:57.060	2:23.158	11.428	69.46	2:28.208	7
19	32		7 John ASHMEAD	MZ -	7	17:57.607	2:23.705	0.547	69.42	2:28.225	6
20	5		8 Garry SAMETT	MZ - smallmouse	6	15:55.825	1 Lap	1 Lap	67.09	2:32.573	6
21	41		9 Gary WILLIAMS	MZ -	6	15:56.467	1 Lap	0.642	67.04	2:33.465	3
22	56		10 Russell TURNER	MZ -	6	15:56.526	1 Lap	0.059	67.04	2:32.558	6
23	67	GPF	8 Mark BAILEY	Yamaha - Gforce motorcycles	6	16:08.232	1 Lap	11.706	66.23	2:38.977	5
24	113		11 Liam NEWMAN	MZ - Team newman racing	6	16:33.693	1 Lap	25.461	64.53	2:37.798	2
25	108	R	1 Ian KEEBLE	MZ -	6	16:33.783	1 Lap	0.090	64.52	2:39.686	5
26	77	R	2 Christopher KILGAR	MZ - RAF motorsports association	6	16:46.428	1 Lap	12.645	63.71	2:41.852	5
27	26	R	3 Andy HOWLETT	MZ -	6	17:23.686	1 Lap	37.258	61.44	2:47.155	5
28	6	R	4 Paul ANSELL	MZ -	6	17:42.563	1 Lap	18.877	60.35	2:50.483	4
29	93		12 Patrick ORTON	MZ - Chilton Motors	5	16:18.605	2 Laps	1 Lap	54.60	3:04.408	5

NOT CLASSIFIED

DNF	566	R	Michael WILBY	MZ - Sziler UK	5	13:54.067	2 Laps		64.07	2:39.783	5
DNF	138		Konrad BREESE	MZ - STIHL Racing	0						

FASTEST LAP

64	GP	Phil ELLIS	Yamaha -	7	2:11.041	81.56 mph	131.26 kph
70	GPF	Andrew BURSCOUGH	Yamaha - Apollo Tuning	6	2:15.107	79.10 mph	127.31 kph
95		Christopher ROGERS	MZ - CB Racing	7	2:23.018	74.73 mph	120.27 kph
108	R	Ian KEEBLE	MZ -	5	2:39.686	66.93 mph	107.71 kph

Class GP - 92.5% of Race Speed = 74.10 mph  
Class GPF - 92.5% of Race Speed = 72.08 mph  
Class - 92.5% of Race Speed = 66.58 mph  
Class R - 92.5% of Race Speed = 59.68 mph

Snetterton 300  
Circuit Length = 2.9689 miles  
Start: 16:45 Flag 17:01 End: 17:04

Weather / Track : Cloudy / Dry  
These results are provisional until the conclusion of any judicial and technical matters.

Clerk Of Course :	Steward :	Timekeeper :
-------------------	-----------	--------------

Results can be found at [www.tsl-timing.com](http://www.tsl-timing.com)

Printed - 17:04 Sunday, 15 September 2019



# BMCRC - MRO Championships 2019 - Rnd 8 @ Snetterton

## Chilton Motors 250 MZs & BMCRC Blue Haze 2-Stroke GP

### RACE 18 - LAP CHART

LAP 1 @ 16:47:55.345			LAP 3 @ 16:52:21.083			LAP 5 @ 16:56:48.143			LAP 7 @ 17:01:11.892		
NO	BEHIND	LAP TIME	NO	BEHIND	LAP TIME	NO	BEHIND	LAP TIME	NO	BEHIND	LAP TIME
64		2:17.355	64		2:13.502	64		2:13.867	64		2:11.041
17	2.132	2:19.487	17	2.838	2:13.877	113	1 Lap	2:46.974	17	16.627	2:21.676
55	4.333	2:21.688	70	13.252	2:18.286	17	3.502	2:13.563	5	1 Lap	2:32.573
70	5.344	2:22.699	55	13.786	2:18.196	108	1 Lap	2:40.817	41	1 Lap	2:34.407
2	6.469	2:23.824	11	14.135	2:16.043	566	1 Lap	2:41.166	56	1 Lap	2:32.558
11	7.608	2:24.963	27	15.954	2:17.658	77	1 Lap	2:42.090	70	26.132	2:15.145
15	7.645	2:25.000	2	16.772	2:16.876	70	19.629	2:16.970	55	26.575	2:15.110
3	8.611	2:25.966	93	18.321	3:16.682	55	20.086	2:16.921	2	29.008	2:16.956
27	8.830	2:26.185	15	18.321	2:18.568	2	20.885	2:16.692	11	29.914	2:15.679
60	10.717	2:28.072	3	18.962	2:18.157	11	21.686	2:18.461	27	30.077	2:15.626
144	10.775	2:28.130	144	22.223	2:18.635	27	21.747	2:16.317	67	1 Lap	2:39.053
30	16.934	2:34.289	60	30.178	2:22.772	3	27.718	2:17.840	3	41.554	2:19.676
67	26.696	2:44.051	30	50.693	2:28.110	15	29.582	2:18.573	93	2 Laps	3:04.408
69	36.403	2:53.758	69	59.844	2:24.327	144	35.100	2:20.003	144	52.305	2:21.231
95	37.002	2:54.357	95	59.933	2:23.684	26	1 Lap	2:48.717	113	1 Lap	2:38.091
44	37.036	2:54.391	75	1:00.144	2:23.244	6	1 Lap	2:50.483	108	1 Lap	2:39.949
75	37.160	2:54.515	85	1:00.447	2:23.633	60	49.374	2:22.934	60	1:09.211	2:21.820
85	37.549	2:54.904	44	1:03.279	2:26.010	69	1:21.475	2:24.450	77	1 Lap	2:43.388
32	40.517	2:57.872	9	1:15.366	2:30.745	75	1:21.695	2:24.302	15	1:26.322	2:50.072
9	41.235	2:58.590	32	1:17.718	2:32.530	30	1:21.992	2:30.775	75	1:45.465	2:23.336
113	45.177	3:02.532	67	1:26.019	2:41.285	85	1:22.127	2:24.342	95	1:45.494	2:23.018
41	45.987	3:03.342	56	1:28.771	2:33.084	95	1:22.885	2:25.774	85	1:45.681	2:23.489
56	46.454	3:03.809	41	1:29.181	2:33.465	44	1:35.114	2:29.926	69	1:46.021	2:23.755
5	48.343	3:05.698	5	1:29.454	2:33.042	9	1:49.520	2:30.472	26	1 Lap	2:47.295
566	53.151	3:10.506	113	1:41.048	2:43.811	32	1:49.957	2:28.949	30	1:58.034	2:32.392
108	53.290	3:10.645	566	1:50.025	2:41.147	93	1 Lap	3:05.228	6	1 Lap	2:51.789
77	56.632	3:13.987	108	1:50.238	2:41.242	41	2:11.907	2:35.147	44	2:11.730	2:30.621
26	1:02.591	3:19.946	77	1:56.005	2:42.086				9	2:23.158	2:28.208
6	1:04.403	3:21.758							32	2:23.705	2:29.272
93	1:26.177	3:43.532									

LAP 2 @ 16:50:07.581			LAP 4 @ 16:54:34.276			LAP 6 @ 16:59:00.851		
NO	BEHIND	LAP TIME	NO	BEHIND	LAP TIME	NO	BEHIND	LAP TIME
64		2:12.236	64		2:13.193	64		2:12.708
17	2.463	2:12.567	17	3.806	2:14.161	5	1 Lap	2:33.752
70	8.468	2:15.360	26	1 Lap	2:49.586	56	1 Lap	2:34.524
55	9.092	2:16.995	6	1 Lap	2:53.691	17	5.992	2:15.198
11	11.594	2:16.222	70	16.526	2:16.467	67	1 Lap	2:38.977
2	11.798	2:17.565	55	17.032	2:16.439	70	22.028	2:15.107
15	13.255	2:17.846	11	17.092	2:16.150	55	22.506	2:15.128
27	13.398	2:16.804	2	18.060	2:15.299	2	23.093	2:14.916
3	14.307	2:17.932	27	19.297	2:15.718	11	25.276	2:16.298
144	17.090	2:18.551	3	23.745	2:17.976	27	25.492	2:16.453
60	20.908	2:22.427	15	24.876	2:19.748	108	1 Lap	2:39.686
30	36.085	2:31.387	144	28.964	2:19.934	566	1 Lap	2:39.783
69	49.019	2:24.852	60	40.307	2:23.322	113	1 Lap	2:44.487
95	49.751	2:24.985	30	1:05.084	2:27.584	3	32.919	2:17.909
85	50.316	2:25.003	69	1:10.892	2:24.241	77	1 Lap	2:41.852
75	50.402	2:25.478	95	1:10.978	2:24.238	144	42.115	2:19.723
44	50.771	2:25.971	75	1:11.260	2:24.309	15	47.291	2:30.417
9	58.123	2:29.124	85	1:11.652	2:24.398	60	58.432	2:21.766
67	58.236	2:43.776	93	1 Lap	3:08.755	26	1 Lap	2:47.155
32	58.690	2:30.409	44	1:19.055	2:28.969	6	1 Lap	2:51.937
56	1:09.189	2:34.971	9	1:32.915	2:30.742	75	1:33.170	2:24.183
41	1:09.218	2:35.467	32	1:34.875	2:30.350	85	1:33.233	2:23.814
5	1:09.914	2:33.807	41	1:50.627	2:34.639	69	1:33.307	2:24.540
113	1:10.739	2:37.798	56	1:53.158	2:37.580	95	1:33.517	2:23.340
566	1:22.380	2:41.465	5	1:53.214	2:36.953	30	1:36.683	2:27.399
108	1:22.498	2:41.444	67	1:53.916	2:41.090	44	1:52.150	2:29.744
77	1:27.421	2:43.025				32	2:05.474	2:28.225
26	1:41.342	2:50.987				9	2:05.991	2:29.179
6	1:45.072	2:52.905						

Weather / Track : Cloudy / Dry

Snetterton 300  
 Circuit Length = 2.9689 miles  
 Start: 16:45 Flag 17:01 End: 17:04

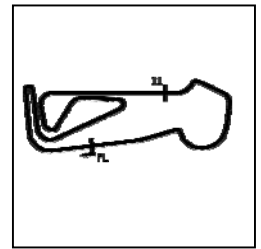
Results can be found at [www.tsl-timing.com](http://www.tsl-timing.com)

Printed - 17:06 Sunday, 15 September 2019

# BMCRC - MRO Championships 2019 - Rnd 8 @ Snetterton

## Chilton Motors 250 MZs & BMCRC Blue Haze 2-Stroke GP

### RACE 18 - SECTOR ANALYSIS



SECTOR 1 = FL to I1, SECTOR 2 = I1 to FL, DIFF = Difference To Personal Best Lap, P = Crossed Finish Line in Pit Lane, D = Time Disallowed

P1 64 GP Phil ELLIS		Yamaha -				
IDEAL LAP TIME : 2:10.912		BEST LAP TIME : 2:11.041		DIFFERENCE : 0.129		
LAP	SECTOR 1	SECTOR 2	LAP TIME	MPH	DIFF	TIME OF DAY
1 -		44.360	2:17.355	77.81	6.314	16:47:55.345
2 -	1:28.180	<b>44.056</b>	2:12.236 (2)	80.82	1.195	16:50:07.581
3 -	1:27.860	45.642	2:13.502	80.05	2.461	16:52:21.083
4 -	1:28.110	45.083	2:13.193	80.24	2.152	16:54:34.276
5 -	1:28.811	45.056	2:13.867	79.84	2.826	16:56:48.143
6 -	1:27.844	44.864	2:12.708 (3)	80.53	1.667	16:59:00.851
7 -	<b>1:26.856</b>	44.185	<b>2:11.041 (1)</b>	<b>81.56</b>		<b>17:01:11.892</b>

P2 17 GP Rodger MARSH		Yamaha -				
IDEAL LAP TIME : 2:12.557		BEST LAP TIME : 2:12.567		DIFFERENCE : 0.010		
LAP	SECTOR 1	SECTOR 2	LAP TIME	MPH	DIFF	TIME OF DAY
1 -		44.826	2:19.487	76.62	6.920	16:47:57.477
2 -	1:28.268	<b>44.299</b>	<b>2:12.567 (1)</b>	<b>80.62</b>		<b>16:50:10.044</b>
3 -	1:28.333	45.544	2:13.877 (3)	79.83	1.310	16:52:23.921
4 -	1:28.364	45.797	2:14.161	79.66	1.594	16:54:38.082
5 -	<b>1:28.258</b>	45.305	2:13.563 (2)	80.02	0.996	16:56:51.645
6 -	1:29.501	45.697	2:15.198	79.05	2.631	16:59:06.843
7 -	1:34.318	47.358	2:21.676	75.44	9.109	17:01:28.519

P3 70 GPF Andrew BURSCOUGH		Yamaha - Apollo Tuning				
IDEAL LAP TIME : 2:14.788		BEST LAP TIME : 2:15.107		DIFFERENCE : 0.319		
LAP	SECTOR 1	SECTOR 2	LAP TIME	MPH	DIFF	TIME OF DAY
1 -		44.827	2:22.699	74.89	7.592	16:48:00.689
2 -	<b>1:30.021</b>	45.339	2:15.360 (3)	78.96	0.253	16:50:16.049
3 -	1:32.025	46.261	2:18.286	77.28	3.179	16:52:34.335
4 -	1:30.898	45.569	2:16.467	78.31	1.360	16:54:50.802
5 -	1:31.713	45.257	2:16.970	78.03	1.863	16:57:07.772
6 -	1:30.340	<b>44.767</b>	<b>2:15.107 (1)</b>	<b>79.10</b>		<b>16:59:22.879</b>
7 -	1:30.200	44.945	2:15.145 (2)	79.08	0.038	17:01:38.024

P4 55 GPF Paul TOLAND		Yamaha -				
IDEAL LAP TIME : 2:15.038		BEST LAP TIME : 2:15.110		DIFFERENCE : 0.072		
LAP	SECTOR 1	SECTOR 2	LAP TIME	MPH	DIFF	TIME OF DAY
1 -		45.218	2:21.688	75.43	6.578	16:47:59.678
2 -	1:31.551	45.444	2:16.995	78.01	1.885	16:50:16.673
3 -	1:31.623	46.573	2:18.196	77.34	3.086	16:52:34.869
4 -	1:30.531	45.908	2:16.439 (3)	78.33	1.329	16:54:51.308
5 -	1:31.300	45.621	2:16.921	78.06	1.811	16:57:08.229
6 -	<b>1:30.337</b>	44.791	2:15.128 (2)	79.09	0.018	16:59:23.357
7 -	1:30.409	<b>44.701</b>	<b>2:15.110 (1)</b>	<b>79.10</b>		<b>17:01:38.467</b>

P5 2 GP Nick BEDFORD		Yamaha - Banx Race Paint				
IDEAL LAP TIME : 2:14.916		BEST LAP TIME : 2:14.916		DIFFERENCE : 0.000		
LAP	SECTOR 1	SECTOR 2	LAP TIME	MPH	DIFF	TIME OF DAY
1 -		45.860	2:23.824	74.31	8.908	16:48:01.814
2 -	1:31.356	46.209	2:17.565	77.69	2.649	16:50:19.379
3 -	1:31.470	46.188	2:17.658	77.64	2.742	16:52:37.037
4 -	1:30.117	45.182	2:15.299 (2)	78.99	0.383	16:54:52.336
5 -	1:30.928	45.764	2:16.692 (3)	78.19	1.776	16:57:09.028
6 -	<b>1:29.860</b>	<b>45.056</b>	<b>2:14.916 (1)</b>	<b>79.22</b>		<b>16:59:23.944</b>
7 -	1:31.574	45.382	2:16.956	78.04	2.040	17:01:40.900

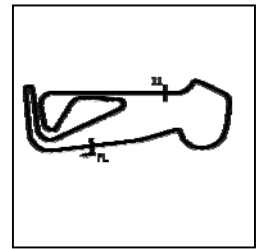
Weather / Track : Cloudy / Dry

Snetterton 300  
Circuit Length = 2.9689 miles  
Start: 16:45 Flag 17:01 End: 17:04

# BMCRC - MRO Championships 2019 - Rnd 8 @ Snetterton

## Chilton Motors 250 MZs & BMCRC Blue Haze 2-Stroke GP

### RACE 18 - SECTOR ANALYSIS



SECTOR 1 = FL to I1, SECTOR 2 = I1 to FL, DIFF = Difference To Personal Best Lap, P = Crossed Finish Line in Pit Lane, D = Time Disallowed

P6 11 GPF Gael MACHARD		Aprilia -				
IDEAL LAP TIME : 2:14.301		BEST LAP TIME : 2:15.679		DIFFERENCE : 1.378		
LAP	SECTOR 1	SECTOR 2	LAP TIME	MPH	DIFF	TIME OF DAY
1 -		45.657	2:24.963	73.72	9.284	16:48:02.953
2 -	1:30.296	45.926	2:16.222	78.46	0.543	16:50:19.175
3 -	1:31.420	<b>44.623</b>	2:16.043 (2)	78.56	0.364	16:52:35.218
4 -	1:30.706	45.444	2:16.150 (3)	78.50	0.471	16:54:51.368
5 -	1:31.904	46.557	2:18.461	77.19	2.782	16:57:09.829
6 -	1:30.557	45.741	2:16.298	78.41	0.619	16:59:26.127
7 -	<b>1:29.678</b>	46.001	<b>2:15.679 (1)</b>	<b>78.77</b>		<b>17:01:41.806</b>

P7 27 GPF Richard HAYWARD		Yamaha - Gforce Motorcycles				
IDEAL LAP TIME : 2:15.355		BEST LAP TIME : 2:15.626		DIFFERENCE : 0.321		
LAP	SECTOR 1	SECTOR 2	LAP TIME	MPH	DIFF	TIME OF DAY
1 -		46.683	2:26.185	73.11	10.559	16:48:04.175
2 -	1:31.032	45.772	2:16.804	78.12	1.178	16:50:20.979
3 -	1:30.669	46.207	2:16.876	78.08	1.250	16:52:37.855
4 -	1:30.549	<b>45.169</b>	2:15.718 (2)	78.75	0.092	16:54:53.573
5 -	1:31.112	45.205	2:16.317 (3)	78.40	0.691	16:57:09.890
6 -	1:30.816	45.637	2:16.453	78.32	0.827	16:59:26.343
7 -	<b>1:30.136</b>	45.490	<b>2:15.626 (1)</b>	<b>78.80</b>		<b>17:01:41.969</b>

P8 3 GP Tom BARRETT		Honda - Aspire Classic Restoration				
IDEAL LAP TIME : 2:17.352		BEST LAP TIME : 2:17.840		DIFFERENCE : 0.488		
LAP	SECTOR 1	SECTOR 2	LAP TIME	MPH	DIFF	TIME OF DAY
1 -		47.517	2:25.966	73.22	8.126	16:48:03.956
2 -	1:32.152	45.780	2:17.932 (3)	77.48	0.092	16:50:21.888
3 -	1:32.222	45.935	2:18.157	77.36	0.317	16:52:40.045
4 -	1:32.202	45.774	2:17.976	77.46	0.136	16:54:58.021
5 -	1:32.525	<b>45.315</b>	<b>2:17.840 (1)</b>	<b>77.53</b>		<b>16:57:15.861</b>
6 -	<b>1:32.037</b>	45.872	2:17.909 (2)	77.50	0.069	16:59:33.770
7 -	1:32.965	46.711	2:19.676	76.52	1.836	17:01:53.446

P9 144 GP Stephen DUNN		Yamaha -				
IDEAL LAP TIME : 2:18.502		BEST LAP TIME : 2:18.551		DIFFERENCE : 0.049		
LAP	SECTOR 1	SECTOR 2	LAP TIME	MPH	DIFF	TIME OF DAY
1 -		<b>46.954</b>	2:28.130	72.15	9.579	16:48:06.120
2 -	<b>1:31.548</b>	47.003	<b>2:18.551 (1)</b>	<b>77.14</b>		<b>16:50:24.671</b>
3 -	1:31.675	46.960	2:18.635 (2)	77.09	0.084	16:52:43.306
4 -	1:32.853	47.081	2:19.934	76.37	1.383	16:55:03.240
5 -	1:32.424	47.579	2:20.003	76.34	1.452	16:57:23.243
6 -	1:31.649	48.074	2:19.723 (3)	76.49	1.172	16:59:42.966
7 -	1:34.088	47.143	2:21.231	75.67	2.680	17:02:04.197

P10 60 GPF Daniel GOUGH		Yamaha - G Force Motorcycles				
IDEAL LAP TIME : 2:21.693		BEST LAP TIME : 2:21.766		DIFFERENCE : 0.073		
LAP	SECTOR 1	SECTOR 2	LAP TIME	MPH	DIFF	TIME OF DAY
1 -		47.441	2:28.072	72.18	6.306	16:48:06.062
2 -	1:34.729	47.698	2:22.427 (3)	75.04	0.661	16:50:28.489
3 -	1:34.794	47.978	2:22.772	74.86	1.006	16:52:51.261
4 -	1:35.484	47.838	2:23.322	74.57	1.556	16:55:14.583
5 -	1:35.003	47.931	2:22.934	74.77	1.168	16:57:37.517
6 -	<b>1:34.481</b>	47.285	<b>2:21.766 (1)</b>	<b>75.39</b>		<b>16:59:59.283</b>
7 -	1:34.608	<b>47.212</b>	2:21.820 (2)	75.36	0.054	17:02:21.103

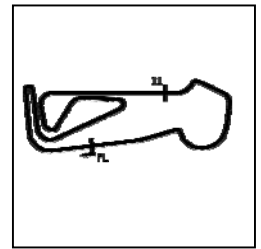
Weather / Track : Cloudy / Dry

Snetterton 300  
Circuit Length = 2.9689 miles  
Start: 16:45 Flag 17:01 End: 17:04

# BMCRC - MRO Championships 2019 - Rnd 8 @ Snetterton

## Chilton Motors 250 MZs & BMCRC Blue Haze 2-Stroke GP

### RACE 18 - SECTOR ANALYSIS



SECTOR 1 = FL to I1, SECTOR 2 = I1 to FL, DIFF = Difference To Personal Best Lap, P = Crossed Finish Line in Pit Lane, D = Time Disallowed

P11 15 GPF Billy PERKINS			Yamaha - Pip Carey			
IDEAL LAP TIME : 2:17.846		BEST LAP TIME : 2:17.846		DIFFERENCE : 0.000		
LAP	SECTOR 1	SECTOR 2	LAP TIME	MPH	DIFF	TIME OF DAY
1 -		46.026	2:25.000	73.71	7.154	16:48:02.990
2 -	<b>1:32.065</b>	<b>45.781</b>	<b>2:17.846 (1)</b>	<b>77.53</b>		<b>16:50:20.836</b>
3 -	1:32.263	46.305	2:18.568 (2)	77.13	0.722	16:52:39.404
4 -	1:33.173	46.575	2:19.748	76.48	1.902	16:54:59.152
5 -	1:32.504	46.069	2:18.573 (3)	77.12	0.727	16:57:17.725
6 -	1:32.518	57.899	2:30.417	71.05	12.571	16:59:48.142
7 -	1:44.882	1:05.190	2:50.072	62.84	32.226	17:02:38.214

P12 75 Peter WOODALL			MZ - Core Projects Ltd			
IDEAL LAP TIME : 2:22.686		BEST LAP TIME : 2:23.244		DIFFERENCE : 0.558		
LAP	SECTOR 1	SECTOR 2	LAP TIME	MPH	DIFF	TIME OF DAY
1 -		47.984	2:54.515	61.24	31.271	16:48:32.505
2 -	1:37.897	47.581	2:25.478	73.46	2.234	16:50:57.983
3 -	<b>1:35.601</b>	47.643	<b>2:23.244 (1)</b>	<b>74.61</b>		<b>16:53:21.227</b>
4 -	1:36.347	47.962	2:24.309	74.06	1.065	16:55:45.536
5 -	1:36.389	47.913	2:24.302	74.06	1.058	16:58:09.838
6 -	1:36.156	48.027	2:24.183 (3)	74.12	0.939	17:00:34.021
7 -	1:36.251	<b>47.085</b>	2:23.336 (2)	74.56	0.092	17:02:57.357

P13 95 Christopher ROGERS			MZ - CB Racing			
IDEAL LAP TIME : 2:22.809		BEST LAP TIME : 2:23.018		DIFFERENCE : 0.209		
LAP	SECTOR 1	SECTOR 2	LAP TIME	MPH	DIFF	TIME OF DAY
1 -		47.743	2:54.357	61.29	31.339	16:48:32.347
2 -	1:37.884	47.101	2:24.985	73.71	1.967	16:50:57.332
3 -	<b>1:36.145</b>	47.539	2:23.684 (3)	74.38	0.666	16:53:21.016
4 -	1:36.599	47.639	2:24.238	74.10	1.220	16:55:45.254
5 -	1:37.069	48.705	2:25.774	73.31	2.756	16:58:11.028
6 -	1:36.175	47.165	2:23.340 (2)	74.56	0.322	17:00:34.368
7 -	1:36.354	<b>46.664</b>	<b>2:23.018 (1)</b>	<b>74.73</b>		<b>17:02:57.386</b>

P14 85 Andrew WALES			MZ - Illuminated Design LTD			
IDEAL LAP TIME : 2:22.612		BEST LAP TIME : 2:23.489		DIFFERENCE : 0.877		
LAP	SECTOR 1	SECTOR 2	LAP TIME	MPH	DIFF	TIME OF DAY
1 -		48.184	2:54.904	61.10	31.415	16:48:32.894
2 -	1:37.435	47.568	2:25.003	73.70	1.514	16:50:57.897
3 -	1:35.846	47.787	2:23.633 (2)	74.41	0.144	16:53:21.530
4 -	1:36.288	48.110	2:24.398	74.01	0.909	16:55:45.928
5 -	1:36.047	48.295	2:24.342	74.04	0.853	16:58:11.027
6 -	<b>1:35.787</b>	48.027	2:23.814 (3)	74.31	0.325	17:00:34.084
7 -	1:36.664	<b>46.825</b>	<b>2:23.489 (1)</b>	<b>74.48</b>		<b>17:02:57.573</b>

P15 69 Alexander MANN			MZ - HS RACING			
IDEAL LAP TIME : 2:23.250		BEST LAP TIME : 2:23.755		DIFFERENCE : 0.505		
LAP	SECTOR 1	SECTOR 2	LAP TIME	MPH	DIFF	TIME OF DAY
1 -		47.492	2:53.758	61.51	30.003	16:48:31.748
2 -	1:37.060	47.792	2:24.852	73.78	1.097	16:50:56.600
3 -	1:36.691	47.636	2:24.327 (3)	74.05	0.572	16:53:20.927
4 -	1:36.560	47.681	2:24.241 (2)	74.09	0.486	16:55:45.168
5 -	1:36.639	47.811	2:24.450	73.99	0.695	16:58:09.618
6 -	<b>1:36.279</b>	48.261	2:24.540	73.94	0.785	17:00:34.158
7 -	1:36.784	<b>46.971</b>	<b>2:23.755 (1)</b>	<b>74.34</b>		<b>17:02:57.913</b>

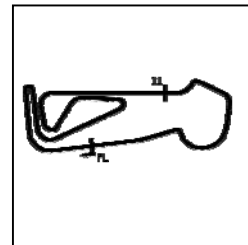
Weather / Track : Cloudy / Dry

Snetterton 300  
Circuit Length = 2.9689 miles  
Start: 16:45 Flag 17:01 End: 17:04

# BMCRC - MRO Championships 2019 - Rnd 8 @ Snetterton

## Chilton Motors 250 MZs & BMCRC Blue Haze 2-Stroke GP

### RACE 18 - SECTOR ANALYSIS



SECTOR 1 = FL to I1, SECTOR 2 = I1 to FL, DIFF = Difference To Personal Best Lap, P = Crossed Finish Line in Pit Lane, D = Time Disallowed

P16 30 GPF		Neil HEWSON		Suzuki - The Sun Inn, Pickering		
IDEAL LAP TIME : 2:26.808		BEST LAP TIME : 2:27.399		DIFFERENCE : 0.591		
LAP	SECTOR 1	SECTOR 2	LAP TIME	MPH	DIFF	TIME OF DAY
1 -		50.115	2:34.289	69.27	6.890	16:48:12.279
2 -	1:40.723	50.664	2:31.387	70.60	3.988	16:50:43.666
3 -	1:38.171	49.939	2:28.110 (3)	72.16	0.711	16:53:11.776
4 -	<b>1:37.847</b>	49.737	2:27.584 (2)	72.42	0.185	16:55:39.360
5 -	1:40.476	50.299	2:30.775	70.88	3.376	16:58:10.135
6 -	1:38.438	<b>48.961</b>	<b>2:27.399 (1)</b>	<b>72.51</b>		<b>17:00:37.534</b>
7 -	1:40.860	51.532	2:32.392	70.13	4.993	17:03:09.926

P17 44		Robert DESSOY		MZ - Eastern Garage Racing		
IDEAL LAP TIME : 2:25.362		BEST LAP TIME : 2:25.971		DIFFERENCE : 0.609		
LAP	SECTOR 1	SECTOR 2	LAP TIME	MPH	DIFF	TIME OF DAY
1 -		<b>48.024</b>	2:54.391	61.28	28.420	16:48:32.381
2 -	1:37.874	48.097	<b>2:25.971 (1)</b>	<b>73.22</b>		<b>16:50:58.352</b>
3 -	<b>1:37.338</b>	48.672	2:26.010 (2)	73.20	0.039	16:53:24.362
4 -	1:39.646	49.323	2:28.969 (3)	71.74	2.998	16:55:53.331
5 -	1:40.761	49.165	2:29.926	71.28	3.955	16:58:23.257
6 -	1:40.065	49.679	2:29.744	71.37	3.773	17:00:53.001
7 -	1:41.482	49.139	2:30.621	70.96	4.650	17:03:23.622

P18 9		Gary HOWLETT		MZ - HS Racing		
IDEAL LAP TIME : 2:28.154		BEST LAP TIME : 2:28.208		DIFFERENCE : 0.054		
LAP	SECTOR 1	SECTOR 2	LAP TIME	MPH	DIFF	TIME OF DAY
1 -		48.645	2:58.590	59.84	30.382	16:48:36.580
2 -	<b>1:39.667</b>	49.457	2:29.124 (2)	71.67	0.916	16:51:05.704
3 -	1:41.623	49.122	2:30.745	70.90	2.537	16:53:36.449
4 -	1:41.618	49.124	2:30.742	70.90	2.534	16:56:07.191
5 -	1:41.445	49.027	2:30.472	71.03	2.264	16:58:37.663
6 -	1:40.604	48.575	2:29.179 (3)	71.64	0.971	17:01:06.842
7 -	1:39.721	<b>48.487</b>	<b>2:28.208 (1)</b>	<b>72.11</b>		<b>17:03:35.050</b>

P19 32		John ASHMEAD		MZ -		
IDEAL LAP TIME : 2:27.907		BEST LAP TIME : 2:28.225		DIFFERENCE : 0.318		
LAP	SECTOR 1	SECTOR 2	LAP TIME	MPH	DIFF	TIME OF DAY
1 -		49.141	2:57.872	60.08	29.647	16:48:35.862
2 -	1:40.449	49.960	2:30.409	71.06	2.184	16:51:06.271
3 -	1:42.973	49.557	2:32.530	70.07	4.305	16:53:38.801
4 -	1:41.138	49.212	2:30.350	71.08	2.125	16:56:09.151
5 -	1:40.089	48.860	2:28.949 (2)	71.75	0.724	16:58:38.100
6 -	<b>1:40.009</b>	48.216	<b>2:28.225 (1)</b>	<b>72.10</b>		<b>17:01:06.325</b>
7 -	1:41.374	<b>47.898</b>	2:29.272 (3)	71.60	1.047	17:03:35.597

P20 5		Garry SAMETT		MZ - smallmouse		
IDEAL LAP TIME : 2:32.573		BEST LAP TIME : 2:32.573		DIFFERENCE : 0.000		
LAP	SECTOR 1	SECTOR 2	LAP TIME	MPH	DIFF	TIME OF DAY
1 -		51.182	3:05.698	57.55	33.125	16:48:43.688
2 -	1:43.165	50.642	2:33.807	69.49	1.234	16:51:17.495
3 -	1:42.181	50.861	2:33.042 (2)	69.83	0.469	16:53:50.537
4 -	1:44.446	52.507	2:36.953	68.09	4.380	16:56:27.490
5 -	1:43.000	50.752	2:33.752 (3)	69.51	1.179	16:59:01.242
6 -	<b>1:42.132</b>	<b>50.441</b>	<b>2:32.573 (1)</b>	<b>70.05</b>		<b>17:01:33.815</b>

Weather / Track : Cloudy / Dry

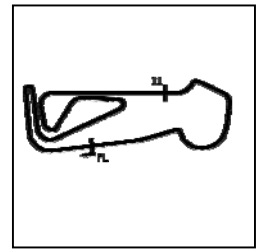
Snetterton 300  
Circuit Length = 2.9689 miles  
Start: 16:45 Flag 17:01 End: 17:04



# BMCRC - MRO Championships 2019 - Rnd 8 @ Snetterton

## Chilton Motors 250 MZs & BMCRC Blue Haze 2-Stroke GP

### RACE 18 - SECTOR ANALYSIS



SECTOR 1 = FL to I1, SECTOR 2 = I1 to FL, DIFF = Difference To Personal Best Lap, P = Crossed Finish Line in Pit Lane, D = Time Disallowed

P21 41		Gary WILLIAMS		MZ -		
IDEAL LAP TIME : 2:33.465		BEST LAP TIME : 2:33.465		DIFFERENCE : 0.000		
LAP	SECTOR 1	SECTOR 2	LAP TIME	MPH	DIFF	TIME OF DAY
1 -		50.914	3:03.342	58.29	29.877	16:48:41.332
2 -	1:44.086	51.381	2:35.467	68.74	2.002	16:51:16.799
3 -	<b>1:42.791</b>	<b>50.674</b>	<b>2:33.465 (1)</b>	<b>69.64</b>		<b>16:53:50.264</b>
4 -	1:43.157	51.482	2:34.639 (3)	69.11	1.174	16:56:24.903
5 -	1:43.995	51.152	2:35.147	68.89	1.682	16:59:00.050
6 -	1:43.252	51.155	2:34.407 (2)	69.22	0.942	17:01:34.457

P22 56		Russell TURNER		MZ -		
IDEAL LAP TIME : 2:32.310		BEST LAP TIME : 2:32.558		DIFFERENCE : 0.248		
LAP	SECTOR 1	SECTOR 2	LAP TIME	MPH	DIFF	TIME OF DAY
1 -		50.505	3:03.809	58.14	31.251	16:48:41.799
2 -	1:43.817	51.154	2:34.971	68.96	2.413	16:51:16.770
3 -	<b>1:42.103</b>	50.981	2:33.084 (2)	69.81	0.526	16:53:49.854
4 -	1:45.624	51.956	2:37.580	67.82	5.022	16:56:27.434
5 -	1:43.097	51.427	2:34.524 (3)	69.16	1.966	16:59:01.958
6 -	1:42.351	<b>50.207</b>	<b>2:32.558 (1)</b>	<b>70.05</b>		<b>17:01:34.516</b>

P23 67 GPF		Mark BAILEY		Yamaha - Gforce motorcycles		
IDEAL LAP TIME : 2:38.247		BEST LAP TIME : 2:38.977		DIFFERENCE : 0.730		
LAP	SECTOR 1	SECTOR 2	LAP TIME	MPH	DIFF	TIME OF DAY
1 -		54.336	2:44.051	65.15	5.074	16:48:22.041
2 -	1:48.642	55.134	2:43.776	65.26	4.799	16:51:05.817
3 -	1:46.574	54.711	2:41.285	66.26	2.308	16:53:47.102
4 -	1:46.632	54.458	2:41.090 (3)	66.34	2.113	16:56:28.192
5 -	<b>1:45.255</b>	53.722	<b>2:38.977 (1)</b>	<b>67.23</b>		<b>16:59:07.169</b>
6 -	1:46.061	<b>52.992</b>	2:39.053 (2)	67.19	0.076	17:01:46.222

P24 113		Liam NEWMAN		MZ - Team newman racing		
IDEAL LAP TIME : 2:36.215		BEST LAP TIME : 2:37.798		DIFFERENCE : 1.583		
LAP	SECTOR 1	SECTOR 2	LAP TIME	MPH	DIFF	TIME OF DAY
1 -		<b>51.024</b>	3:02.532	58.55	24.734	16:48:40.522
2 -	<b>1:45.191</b>	52.607	<b>2:37.798 (1)</b>	<b>67.73</b>		<b>16:51:18.320</b>
3 -	1:48.862	54.949	2:43.811 (3)	65.24	6.013	16:54:02.131
4 -	1:52.187	54.787	2:46.974	64.01	9.176	16:56:49.105
5 -	1:51.086	53.401	2:44.487	64.97	6.689	16:59:33.592
6 -	1:46.029	52.062	2:38.091 (2)	67.60	0.293	17:02:11.683

P25 108 R		Ian KEEBLE		MZ -		
IDEAL LAP TIME : 2:39.453		BEST LAP TIME : 2:39.686		DIFFERENCE : 0.233		
LAP	SECTOR 1	SECTOR 2	LAP TIME	MPH	DIFF	TIME OF DAY
1 -		52.565	3:10.645	56.06	30.959	16:48:48.635
2 -	1:47.705	53.739	2:41.444	66.20	1.758	16:51:30.079
3 -	1:48.036	53.206	2:41.242	66.28	1.556	16:54:11.321
4 -	1:47.909	52.908	2:40.817 (3)	66.46	1.131	16:56:52.138
5 -	<b>1:47.506</b>	52.180	<b>2:39.686 (1)</b>	<b>66.93</b>		<b>16:59:31.824</b>
6 -	1:48.002	<b>51.947</b>	2:39.949 (2)	66.82	0.263	17:02:11.773

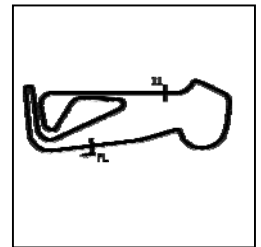
Weather / Track : Cloudy / Dry

Snetterton 300  
Circuit Length = 2.9689 miles  
Start: 16:45 Flag 17:01 End: 17:04

# BMCRC - MRO Championships 2019 - Rnd 8 @ Snetterton

## Chilton Motors 250 MZs & BMCRC Blue Haze 2-Stroke GP

### RACE 18 - SECTOR ANALYSIS



SECTOR 1 = FL to I1, SECTOR 2 = I1 to FL, DIFF = Difference To Personal Best Lap, P = Crossed Finish Line in Pit Lane, D = Time Disallowed

P26 77 R Christopher KILGAR		MZ - RAF motorsports association				
IDEAL LAP TIME : 2:41.154		BEST LAP TIME : 2:41.852		DIFFERENCE : 0.698		
LAP	SECTOR 1	SECTOR 2	LAP TIME	MPH	DIFF	TIME OF DAY
1 -		53.285	3:13.987	55.09	32.135	16:48:51.977
2 -	1:49.784	53.241	2:43.025	65.56	1.173	16:51:35.002
3 -	1:49.247	52.839	2:42.086 (2)	65.94	0.234	16:54:17.088
4 -	<b>1:48.865</b>	53.225	2:42.090 (3)	65.93	0.238	16:56:59.178
5 -	1:49.563	<b>52.289</b>	<b>2:41.852 (1)</b>	<b>66.03</b>		<b>16:59:41.030</b>
6 -	1:49.744	53.644	2:43.388	65.41	1.536	17:02:24.418

P27 26 R Andy HOWLETT		MZ -				
IDEAL LAP TIME : 2:46.761		BEST LAP TIME : 2:47.155		DIFFERENCE : 0.394		
LAP	SECTOR 1	SECTOR 2	LAP TIME	MPH	DIFF	TIME OF DAY
1 -		56.073	3:19.946	53.45	32.791	16:48:57.936
2 -	1:54.402	56.585	2:50.987	62.50	3.832	16:51:48.923
3 -	1:54.350	55.236	2:49.586	63.02	2.431	16:54:38.509
4 -	1:53.629	<b>55.088</b>	2:48.717 (3)	63.34	1.562	16:57:27.226
5 -	<b>1:51.673</b>	55.482	<b>2:47.155 (1)</b>	<b>63.94</b>		<b>17:00:14.381</b>
6 -	1:52.141	55.154	2:47.295 (2)	63.88	0.140	17:03:01.676

P28 6 R Paul ANSELL		MZ -				
IDEAL LAP TIME : 2:50.409		BEST LAP TIME : 2:50.483		DIFFERENCE : 0.074		
LAP	SECTOR 1	SECTOR 2	LAP TIME	MPH	DIFF	TIME OF DAY
1 -		<b>57.408</b>	3:21.758	52.97	31.275	16:48:59.748
2 -	1:54.836	58.069	2:52.905	61.81	2.422	16:51:52.653
3 -	1:55.763	57.928	2:53.691	61.53	3.208	16:54:46.344
4 -	<b>1:53.001</b>	57.482	<b>2:50.483 (1)</b>	<b>62.69</b>		<b>16:57:36.827</b>
5 -	1:54.431	57.506	2:51.937 (3)	62.16	1.454	17:00:28.764
6 -	1:54.238	57.551	2:51.789 (2)	62.21	1.306	17:03:20.553

P29 93 Patrick ORTON		MZ - Chilton Motors				
IDEAL LAP TIME : 3:04.201		BEST LAP TIME : 3:04.408		DIFFERENCE : 0.207		
LAP	SECTOR 1	SECTOR 2	LAP TIME	MPH	DIFF	TIME OF DAY
1 -		1:06.216	3:43.532	47.81	39.124	16:49:21.522
2 -	2:08.854	1:07.828	3:16.682	54.34	12.274	16:52:38.204
3 -	2:04.067	1:04.688	3:08.755 (3)	56.62	4.347	16:55:46.959
4 -	<b>2:02.819</b>	1:02.409	3:05.228 (2)	57.70	0.820	16:58:52.187
5 -	2:03.026	<b>1:01.382</b>	<b>3:04.408 (1)</b>	<b>57.95</b>		<b>17:01:56.595</b>

P30 566 R Michael WILBY		MZ - Sziler UK				
IDEAL LAP TIME : 2:39.783		BEST LAP TIME : 2:39.783		DIFFERENCE : 0.000		
LAP	SECTOR 1	SECTOR 2	LAP TIME	MPH	DIFF	TIME OF DAY
1 -		53.534	3:10.506	56.10	30.723	16:48:48.496
2 -	1:47.472	53.993	2:41.465	66.19	1.682	16:51:29.961
3 -	1:47.782	53.365	2:41.147 (2)	66.32	1.364	16:54:11.108
4 -	1:47.815	53.351	2:41.166 (3)	66.31	1.383	16:56:52.274
5 -	<b>1:47.388</b>	<b>52.395</b>	<b>2:39.783 (1)</b>	<b>66.89</b>		<b>16:59:32.057</b>

Weather / Track : Cloudy / Dry

Snetterton 300  
Circuit Length = 2.9689 miles  
Start: 16:45 Flag 17:01 End: 17:04

# BMCRC - MRO Championships 2019 - Rnd 8 @ Snetterton

## Chilton Motors 250 MZs & BMCRC Blue Haze 2-Stroke GP

### RACE 18 - BEST SECTORS

SECTOR 1			SECTOR 2			IDEAL / BEST COMPARISON						
POS	NO	NAME	TIME	NO	NAME	TIME	POS	NO	NAME	IDEAL	BEST	DIFF
									<b>PERFECT LAP</b>	<b>2:10.912</b>		
1	64	ELLIS	<b>1:26.856</b>	64	ELLIS	<b>44.056</b>	1	64	ELLIS	2:10.912	2:11.041	0.129
2	17	MARSH	<b>1:28.258</b>	17	MARSH	<b>44.299</b>	2	17	MARSH	2:12.557	2:12.567	0.010
3	11	MACHARD	<b>1:29.678</b>	11	MACHARD	<b>44.623</b>	3	11	MACHARD	2:14.301	2:15.679	1.378
4	2	BEDFORD	<b>1:29.860</b>	55	TOLAND	<b>44.701</b>	4	70	BURSCOUGH	2:14.788	2:15.107	0.319
5	70	BURSCOUGH	<b>1:30.021</b>	70	BURSCOUGH	<b>44.767</b>	5	2	BEDFORD	2:14.916	2:14.916	0.000
6	27	HAYWARD	<b>1:30.136</b>	2	BEDFORD	<b>45.056</b>	6	55	TOLAND	2:15.038	2:15.110	0.072
7	55	TOLAND	<b>1:30.337</b>	27	HAYWARD	<b>45.169</b>	7	27	HAYWARD	2:15.305	2:15.626	0.321
8	144	DUNN	<b>1:31.548</b>	3	BARRETT	<b>45.315</b>	8	3	BARRETT	2:17.352	2:17.840	0.488
9	3	BARRETT	<b>1:32.037</b>	15	PERKINS	<b>45.781</b>	9	15	PERKINS	2:17.846	2:17.846	0.000
10	15	PERKINS	<b>1:32.065</b>	95	ROGERS	<b>46.664</b>	10	144	DUNN	2:18.502	2:18.551	0.049
11	60	GOUGH	<b>1:34.481</b>	85	WALES	<b>46.825</b>	11	60	GOUGH	2:21.693	2:21.766	0.073
12	75	WOODALL	<b>1:35.601</b>	144	DUNN	<b>46.954</b>	12	85	WALES	2:22.612	2:23.489	0.877
13	85	WALES	<b>1:35.787</b>	69	MANN	<b>46.971</b>	13	75	WOODALL	2:22.686	2:23.244	0.558
14	95	ROGERS	<b>1:36.145</b>	75	WOODALL	<b>47.085</b>	14	95	ROGERS	2:22.809	2:23.018	0.209
15	69	MANN	<b>1:36.279</b>	60	GOUGH	<b>47.212</b>	15	69	MANN	2:23.250	2:23.755	0.505
16	44	DESSOY	<b>1:37.338</b>	32	ASHMEAD	<b>47.898</b>	16	44	DESSOY	2:25.362	2:25.971	0.609
17	30	HEWSON	<b>1:37.847</b>	44	DESSOY	<b>48.024</b>	17	30	HEWSON	2:26.808	2:27.399	0.591
18	9	HOWLETT	<b>1:39.667</b>	9	HOWLETT	<b>48.487</b>	18	32	ASHMEAD	2:27.907	2:28.225	0.318
19	32	ASHMEAD	<b>1:40.009</b>	30	HEWSON	<b>48.961</b>	19	9	HOWLETT	2:28.154	2:28.208	0.054
20	56	TURNER	<b>1:42.103</b>	56	TURNER	<b>50.207</b>	20	56	TURNER	2:32.310	2:32.558	0.248
21	5	SAMETT	<b>1:42.132</b>	5	SAMETT	<b>50.441</b>	21	5	SAMETT	2:32.573	2:32.573	0.000
22	41	WILLIAMS	<b>1:42.791</b>	41	WILLIAMS	<b>50.674</b>	22	41	WILLIAMS	2:33.465	2:33.465	0.000
23	113	NEWMAN	<b>1:45.191</b>	113	NEWMAN	<b>51.024</b>	23	113	NEWMAN	2:36.215	2:37.798	1.583
24	67	BAILEY	<b>1:45.255</b>	108	KEEBLE	<b>51.947</b>	24	67	BAILEY	2:38.247	2:38.977	0.730
25	566	WILBY	<b>1:47.388</b>	77	KILGAR	<b>52.289</b>	25	108	KEEBLE	2:39.453	2:39.686	0.233
26	108	KEEBLE	<b>1:47.506</b>	566	WILBY	<b>52.395</b>	26	566	WILBY	2:39.783	2:39.783	0.000
27	77	KILGAR	<b>1:48.865</b>	67	BAILEY	<b>52.992</b>	27	77	KILGAR	2:41.154	2:41.852	0.698
28	26	HOWLETT	<b>1:51.673</b>	26	HOWLETT	<b>55.088</b>	28	26	HOWLETT	2:46.761	2:47.155	0.394
29	6	ANSELL	<b>1:53.001</b>	6	ANSELL	<b>57.408</b>	29	6	ANSELL	2:50.409	2:50.483	0.074
30	93	ORTON	<b>2:02.819</b>	93	ORTON	<b>1:01.382</b>	30	93	ORTON	3:04.201	3:04.408	0.207

31

Weather / Track : Cloudy / Dry

Results can be found at [www.tsl-timing.com](http://www.tsl-timing.com)

Snetterton 300

Circuit Length = 2.9689 miles

Start: 16:45 Flag 17:01 End: 17:04

Printed - 17:06 Sunday, 15 September 2019

**BMCRC-MRO Championships 2019**



**EDiasia FORMULA 400**

**Snetterton 300 Circuit**

**14<sup>th</sup> / 15<sup>th</sup> September 2019**



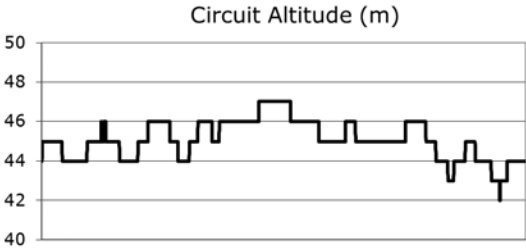
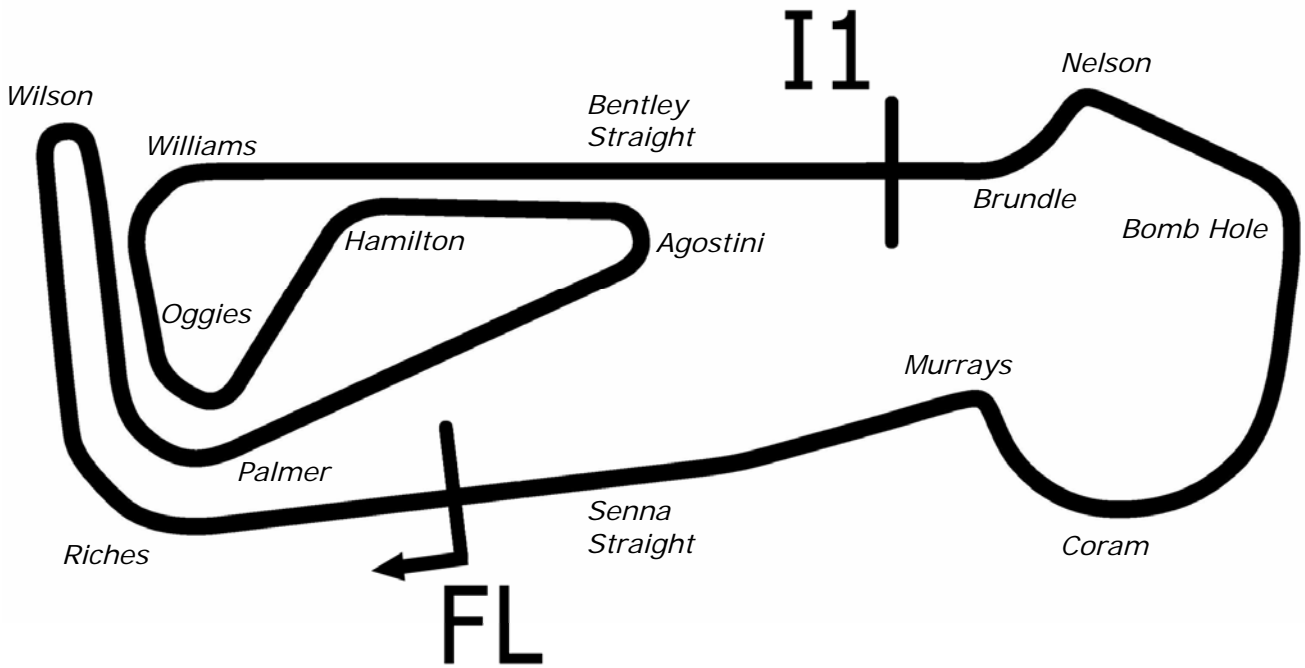
**Results Provided by Timing Solutions Ltd**  
[www.tsl-timing.com](http://www.tsl-timing.com)

# Snetterton 300



SPORTS TIMING

TIMING SOLUTIONS LTD



Length	2.9689 miles	4778.0 m	
FL		52.46340 N	0.94476 E
I1	3198m	52.46617 N	0.94964 E
Pit Entry	4572m	52.46364 N	0.94774 E
Pit Exit	40m after FL	52.46338 N	0.94420 E
Pit Entry–Pit Exit 246m, 14.7s @60kph, 11.0s @80kph			

All results available at [www.tsl-timing.com](http://www.tsl-timing.com)

# BMCRC - MRO Championships 2019 - Rnd 8 @ Snetterton



## EDlasia Formula 400 & Junior Supersport

### QUALIFYING - CLASSIFICATION

POS	NO	CL	PIC NAME	ENTRY	TIME	ON	LAPS	GAP	DIFF	MPH
1	14		1 Chris BURRAGE	Kawasaki - Seton tuning	2:05.338	3	4			85.27
2	126		2 Glynn DAVIES	Kawasaki -	2:09.117	5	6	3.779	3.779	82.77
3	11		3 Dan RUTH	Yamaha - Richard Ruth	2:09.475	6	6	4.137	0.358	82.54
4	127		4 Adam GREEN	Kawasaki - Royal Air Force Motorsport Association	2:11.273	6	6	5.935	1.798	81.41
5	85		5 James ROBINSON	Kawasaki - claire palastanga ceramics	2:11.788	5	6	6.450	0.515	81.10
6	13	S	1 Doug EDMONDSON	Yamaha - Stan Stephens Tuning	2:12.711	6	6	7.373	0.923	80.53
7	86		6 Mathew SCOTT	Kawasaki - Dynotech Performance	2:12.782	6	6	7.444	0.071	80.49
8	44	JSS	1 James DUTTON	Kawasaki - John Banks Honda Racing	2:14.347	6	6	9.009	1.565	79.55
9	861	JSS	2 Owen JENNER	Kawasaki - JB Motorcycles	2:14.595	6	6	9.257	0.248	79.40
10	20		7 Connor SWYER	Kawasaki - WSC Performace & Owkay clothing	2:15.991	6	6	10.653	1.396	78.59
11	57		8 Paul FISHER	Kawasaki -	2:16.878	2	6	11.540	0.887	78.08
12	35	S	2 Sam DIGBY-BAKER	Kawasaki -	2:18.020	6	6	12.682	1.142	77.43
13	9	JSS	3 Jack BEDNAREK	Yamaha -	2:18.124	3	6	12.786	0.104	77.38
14	52	JSS	4 Kam DIXON	Kawasaki - Delicious Racewear	2:18.313	6	6	12.975	0.189	77.27
15	37	S	3 Alexander LATHAM	Yamaha - BR-8 / McCrash Racing	2:19.421	5	6	14.083	1.108	76.66
16	47		9 Allan CLARK	Kawasaki - A Clark & Sons Builders	2:19.576	5	6	14.238	0.155	76.57
17	77	S	4 Neil GRANT	Yamaha - Merlin Pipes	2:20.454	6	6	15.116	0.878	76.09
18	56		10 Kallam SWYER	Kawasaki - Cannadox CBD OIL and lleithyr farms	2:21.088	5	6	15.750	0.634	75.75
19	82	JSS	5 Alessandro VALENTE	KTM -	2:21.463	6	6	16.125	0.375	75.55
20	55	S	5 Nick COOPER	Honda - Skint Racing - Wemoto.com	2:22.310	6	6	16.972	0.847	75.10
21	177	JSS	6 Joe WHITE	Kawasaki - Just In Graphics / MZ Contracts	2:23.639	6	6	18.301	1.329	74.40
22	97	R/S	1 Nicholas TAIG	Honda - Mantis Motorsports	2:35.429	4	5	30.091	11.790	68.76

Weather / Track : Bright / Dry

These results are provisional until the conclusion of any judicial and technical matters.

Snetterton 300

Circuit Length = 2.9689 miles

Start: 09:16 Flag 09:29 End: 09:32

Clerk Of Course :	Steward :	Timekeeper :
-------------------	-----------	--------------

Results can be found at [www.tsl-timing.com](http://www.tsl-timing.com)

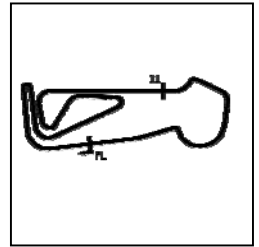
Printed - 09:32 Saturday, 14 September 2019



# BMCRC - MRO Championships 2019 - Rnd 8 @ Snetterton

## EDlasia Formula 400 & Junior Supersport

### QUALIFYING - SECTOR ANALYSIS



SECTOR 1 = FL to I1, SECTOR 2 = I1 to FL, DIFF = Difference To Personal Best Lap, P = Crossed Finish Line in Pit Lane, D = Time Disallowed

P1 14		Chris BURRAGE		Kawasaki - Seton tuning		
IDEAL LAP TIME : 2:05.338		BEST LAP TIME : 2:05.338		DIFFERENCE : 0.000		
LAP	SECTOR 1	SECTOR 2	LAP TIME	MPH	DIFF	TIME OF DAY
1 -	1:31.745	44.252	2:15.997	78.59	10.659	09:19:25.736
2 -	1:24.558	42.011	2:06.569 (2)	84.44	1.231	09:21:32.305
3 -	<b>1:23.774</b>	<b>41.564</b>	<b>2:05.338 (1)</b>	<b>85.27</b>		<b>09:23:37.643</b>
4 -	1:26.607	42.831	2:09.438 (3)	82.57	4.100	09:25:47.081

P2 126		Glynn DAVIES		Kawasaki -		
IDEAL LAP TIME : 2:09.117		BEST LAP TIME : 2:09.117		DIFFERENCE : 0.000		
LAP	SECTOR 1	SECTOR 2	LAP TIME	MPH	DIFF	TIME OF DAY
1 -	1:31.281	44.845	2:16.126	78.51	7.009	09:19:32.089
2 -	1:27.402	44.008	2:11.410	81.33	2.293	09:21:43.499
3 -	1:26.382	43.405	2:09.787 (3)	82.35	0.670	09:23:53.286
4 -	1:26.530	43.251	2:09.781 (2)	82.35	0.664	09:26:03.067
5 -	<b>1:26.206</b>	<b>42.911</b>	<b>2:09.117 (1)</b>	<b>82.77</b>		<b>09:28:12.184</b>
6 -	1:26.959	43.470	2:10.429	81.94	1.312	09:30:22.613

P3 11		Dan RUTH		Yamaha - Richard Ruth		
IDEAL LAP TIME : 2:09.475		BEST LAP TIME : 2:09.475		DIFFERENCE : 0.000		
LAP	SECTOR 1	SECTOR 2	LAP TIME	MPH	DIFF	TIME OF DAY
1 -	1:31.740	44.161	2:15.901	78.64	6.426	09:19:26.694
2 -	1:28.656	43.599	2:12.255	80.81	2.780	09:21:38.949
3 -	1:27.102	43.520	2:10.622 (3)	81.82	1.147	09:23:49.571
4 -	1:26.761	43.109	2:09.870 (2)	82.29	0.395	09:25:59.441
5 -	1:30.757	43.126	2:13.883	79.83	4.408	09:28:13.324
6 -	<b>1:26.406</b>	<b>43.069</b>	<b>2:09.475 (1)</b>	<b>82.54</b>		<b>09:30:22.799</b>

P4 127		Adam GREEN		Kawasaki - Royal Air Force Motorsport Association		
IDEAL LAP TIME : 2:11.273		BEST LAP TIME : 2:11.273		DIFFERENCE : 0.000		
LAP	SECTOR 1	SECTOR 2	LAP TIME	MPH	DIFF	TIME OF DAY
1 -	1:39.046	47.362	2:26.408	73.00	15.135	09:19:39.918
2 -	1:30.754	44.608	2:15.362	78.95	4.089	09:21:55.280
3 -	1:28.925	44.351	2:13.276 (2)	80.19	2.003	09:24:08.556
4 -	1:32.085	45.364	2:17.449	77.76	6.176	09:26:26.005
5 -	1:30.282	43.739	2:14.021 (3)	79.74	2.748	09:28:40.026
6 -	<b>1:27.840</b>	<b>43.433</b>	<b>2:11.273 (1)</b>	<b>81.41</b>		<b>09:30:51.299</b>

P5 85		James ROBINSON		Kawasaki - claire palastanga ceramics		
IDEAL LAP TIME : 2:11.782		BEST LAP TIME : 2:11.788		DIFFERENCE : 0.006		
LAP	SECTOR 1	SECTOR 2	LAP TIME	MPH	DIFF	TIME OF DAY
1 -	1:35.596	46.394	2:21.990	75.27	10.202	09:19:40.209
2 -	1:30.575	45.646	2:16.221	78.46	4.433	09:21:56.430
3 -	1:30.502	45.426	2:15.928 (3)	78.63	4.140	09:24:12.358
4 -	1:32.398	44.667	2:17.065	77.97	5.277	09:26:29.423
5 -	<b>1:27.937</b>	<b>43.851</b>	<b>2:11.788 (1)</b>	<b>81.10</b>		<b>09:28:41.211</b>
6 -	1:29.278	<b>43.845</b>	2:13.123 (2)	80.28	1.335	09:30:54.334

P6 13 S		Doug EDMONDSON		Yamaha - Stan Stephens Tuning		
IDEAL LAP TIME : 2:12.695		BEST LAP TIME : 2:12.711		DIFFERENCE : 0.016		
LAP	SECTOR 1	SECTOR 2	LAP TIME	MPH	DIFF	TIME OF DAY
1 -	1:42.278	46.546	2:28.824	71.81	16.113	09:19:50.170
2 -	1:32.353	45.973	2:18.326	77.26	5.615	09:22:08.496
3 -	1:32.158	45.940	2:18.098	77.39	5.387	09:24:26.594
4 -	1:29.899	44.448	2:14.347 (3)	79.55	1.636	09:26:40.941
5 -	1:29.456	<b>44.234</b>	2:13.690 (2)	79.94	0.979	09:28:54.631
6 -	<b>1:28.461</b>	44.250	<b>2:12.711 (1)</b>	<b>80.53</b>		<b>09:31:07.342</b>

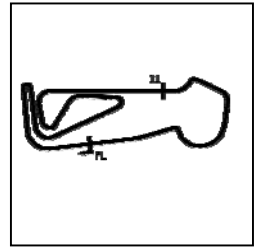
Weather / Track : Bright / Dry

Snetterton 300  
Circuit Length = 2.9689 miles  
Start: 09:16 Flag 09:29 End: 09:32

# BMCRC - MRO Championships 2019 - Rnd 8 @ Snetterton

## EDlasia Formula 400 & Junior Supersport

### QUALIFYING - SECTOR ANALYSIS



SECTOR 1 = FL to I1, SECTOR 2 = I1 to FL, DIFF = Difference To Personal Best Lap, P = Crossed Finish Line in Pit Lane, D = Time Disallowed

P7 86		Mathew SCOTT		Kawasaki - Dynotech Performance			
IDEAL LAP TIME : 2:12.598		BEST LAP TIME : 2:12.782		DIFFERENCE : 0.184			
LAP	SECTOR 1	SECTOR 2	LAP TIME	MPH	DIFF	TIME OF DAY	
1 -	1:35.757	45.743	2:21.500	75.53	8.718	09:19:38.401	
2 -	1:30.485	44.866	2:15.351	78.96	2.569	09:21:53.752	
3 -	1:28.887	45.417	2:14.304 (3)	79.58	1.522	09:24:08.056	
4 -	1:32.249	<b>44.086</b>	2:16.335	78.39	3.553	09:26:24.391	
5 -	1:29.080	44.352	2:13.432 (2)	80.10	0.650	09:28:37.823	
6 -	<b>1:28.512</b>	44.270	<b>2:12.782 (1)</b>	<b>80.49</b>		<b>09:30:50.605</b>	

P8 44 JSS		James DUTTON		Kawasaki - John Banks Honda Racing			
IDEAL LAP TIME : 2:14.347		BEST LAP TIME : 2:14.347		DIFFERENCE : 0.000			
LAP	SECTOR 1	SECTOR 2	LAP TIME	MPH	DIFF	TIME OF DAY	
1 -	1:33.773	46.517	2:20.290	76.18	5.943	09:19:34.885	
2 -	1:31.269	45.002	2:16.271 (2)	78.43	1.924	09:21:51.156	
3 -	1:30.622	45.751	2:16.373 (3)	78.37	2.026	09:24:07.529	
4 -	1:34.350	45.625	2:19.975	76.35	5.628	09:26:27.504	
5 -	1:33.141	47.273	2:20.414	76.11	6.067	09:28:47.918	
6 -	<b>1:29.831</b>	<b>44.516</b>	<b>2:14.347 (1)</b>	<b>79.55</b>		<b>09:31:02.265</b>	

P9 861 JSS		Owen JENNER		Kawasaki - JB Motorcycles			
IDEAL LAP TIME : 2:14.377		BEST LAP TIME : 2:14.595		DIFFERENCE : 0.218			
LAP	SECTOR 1	SECTOR 2	LAP TIME	MPH	DIFF	TIME OF DAY	
1 -	1:36.509	46.871	2:23.380	74.54	8.785	09:19:35.141	
2 -	1:30.926	45.392	2:16.318	78.40	1.723	09:21:51.459	
3 -	1:30.819	45.475	2:16.294 (3)	78.41	1.699	09:24:07.753	
4 -	1:32.078	45.066	2:17.144	77.93	2.549	09:26:24.897	
5 -	<b>1:30.183</b>	44.413	2:14.596 (2)	79.40	0.001	09:28:39.493	
6 -	1:30.401	<b>44.194</b>	<b>2:14.595 (1)</b>	<b>79.40</b>		<b>09:30:54.088</b>	

P10 20		Connor SWYER		Kawasaki - WSC Performance & Owkay clothing			
IDEAL LAP TIME : 2:15.991		BEST LAP TIME : 2:15.991		DIFFERENCE : 0.000			
LAP	SECTOR 1	SECTOR 2	LAP TIME	MPH	DIFF	TIME OF DAY	
1 -	1:39.358	48.141	2:27.499	72.46	11.508	09:19:47.044	
2 -	1:34.232	46.072	2:20.304	76.17	4.313	09:22:07.348	
3 -	1:33.236	46.850	2:20.086	76.29	4.095	09:24:27.434	
4 -	1:31.258	45.517	2:16.775 (3)	78.14	0.784	09:26:44.209	
5 -	1:31.351	45.206	2:16.557 (2)	78.26	0.566	09:29:00.766	
6 -	<b>1:30.962</b>	<b>45.029</b>	<b>2:15.991 (1)</b>	<b>78.59</b>		<b>09:31:16.757</b>	

P11 57		Paul FISHER		Kawasaki -			
IDEAL LAP TIME : 2:15.937		BEST LAP TIME : 2:16.878		DIFFERENCE : 0.941			
LAP	SECTOR 1	SECTOR 2	LAP TIME	MPH	DIFF	TIME OF DAY	
1 -	1:34.725	45.663	2:20.388	76.13	3.510	09:19:32.291	
2 -	1:31.947	44.931	<b>2:16.878 (1)</b>	<b>78.08</b>		<b>09:21:49.169</b>	
3 -	1:32.104	46.657	2:18.761	77.02	1.883	09:24:07.930	
4 -	1:32.108	45.816	2:17.924	77.49	1.046	09:26:25.854	
5 -	1:32.584	<b>44.859</b>	2:17.443 (3)	77.76	0.565	09:28:43.297	
6 -	<b>1:31.078</b>	45.908	2:16.986 (2)	78.02	0.108	09:31:00.283	

Weather / Track : Bright / Dry

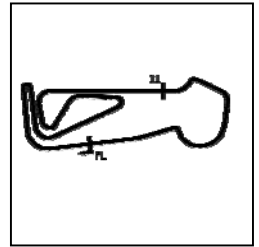
Snetterton 300  
Circuit Length = 2.9689 miles  
Start: 09:16 Flag 09:29 End: 09:32



# BMCRC - MRO Championships 2019 - Rnd 8 @ Snetterton

## EDlasia Formula 400 & Junior Supersport

### QUALIFYING - SECTOR ANALYSIS



SECTOR 1 = FL to I1, SECTOR 2 = I1 to FL, DIFF = Difference To Personal Best Lap, P = Crossed Finish Line in Pit Lane, D = Time Disallowed

P12 35 S		Sam DIGBY-BAKER		Kawasaki -		
IDEAL LAP TIME : 2:18.020		BEST LAP TIME : 2:18.020		DIFFERENCE : 0.000		
LAP	SECTOR 1	SECTOR 2	LAP TIME	MPH	DIFF	TIME OF DAY
1 -	1:43.621	47.446	2:31.067	70.75	13.047	09:19:51.330
2 -	1:36.312	46.276	2:22.588	74.95	4.568	09:22:13.918
3 -	1:33.577	46.495	2:20.072	76.30	2.052	09:24:33.990
4 -	1:32.555	46.239	2:18.794 (2)	77.00	0.774	09:26:52.784
5 -	1:33.010	46.555	2:19.565 (3)	76.58	1.545	09:29:12.349
6 -	<b>1:32.208</b>	<b>45.812</b>	<b>2:18.020 (1)</b>	<b>77.43</b>		<b>09:31:30.369</b>

P13 9 JSS		Jack BEDNAREK		Yamaha -		
IDEAL LAP TIME : 2:17.957		BEST LAP TIME : 2:18.124		DIFFERENCE : 0.167		
LAP	SECTOR 1	SECTOR 2	LAP TIME	MPH	DIFF	TIME OF DAY
1 -	1:38.560	47.217	2:25.777	73.31	7.653	09:19:41.865
2 -	1:33.878	46.218	2:20.096 (3)	76.29	1.972	09:22:01.961
3 -	<b>1:32.338</b>	45.786	<b>2:18.124 (1)</b>	<b>77.38</b>		<b>09:24:20.085</b>
4 -	1:53.527	48.983	2:42.510	65.76	24.386	09:27:02.595
5 -	1:33.540	49.799	2:23.339	74.56	5.215	09:29:25.934
6 -	1:33.379	<b>45.619</b>	2:18.998 (2)	76.89	0.874	09:31:44.932

P14 52 JSS		Kam DIXON		Kawasaki - Delicious Racewear		
IDEAL LAP TIME : 2:17.996		BEST LAP TIME : 2:18.313		DIFFERENCE : 0.317		
LAP	SECTOR 1	SECTOR 2	LAP TIME	MPH	DIFF	TIME OF DAY
1 -	1:42.757	49.111	2:31.868	70.37	13.555	09:19:47.037
2 -	1:36.213	46.844	2:23.057	74.71	4.744	09:22:10.094
3 -	1:33.292	<b>45.711</b>	2:19.003 (3)	76.89	0.690	09:24:29.097
4 -	1:33.281	46.708	2:19.989	76.34	1.676	09:26:49.086
5 -	1:32.515	45.814	2:18.329 (2)	77.26	0.016	09:29:07.415
6 -	<b>1:32.285</b>	46.028	<b>2:18.313 (1)</b>	<b>77.27</b>		<b>09:31:25.728</b>

P15 37 S		Alexander LATHAM		Yamaha - BR-8 / McCrash Racing		
IDEAL LAP TIME : 2:19.188		BEST LAP TIME : 2:19.421		DIFFERENCE : 0.233		
LAP	SECTOR 1	SECTOR 2	LAP TIME	MPH	DIFF	TIME OF DAY
1 -	1:38.663	48.388	2:27.051	72.68	7.630	09:19:44.300
2 -	1:37.165	47.202	2:24.367	74.03	4.946	09:22:08.667
3 -	1:33.521	45.991	2:19.512 (2)	76.61	0.091	09:24:28.179
4 -	1:34.001	<b>45.711</b>	2:19.712 (3)	76.50	0.291	09:26:47.891
5 -	<b>1:33.477</b>	45.944	<b>2:19.421 (1)</b>	<b>76.66</b>		<b>09:29:07.312</b>
6 -	1:33.933	45.968	2:19.901	76.39	0.480	09:31:27.213

P16 47		Allan CLARK		Kawasaki - A Clark & Sons Builders		
IDEAL LAP TIME : 2:19.576		BEST LAP TIME : 2:19.576		DIFFERENCE : 0.000		
LAP	SECTOR 1	SECTOR 2	LAP TIME	MPH	DIFF	TIME OF DAY
1 -	1:39.218	47.650	2:26.868	72.77	7.292	09:19:44.564
2 -	1:35.083	46.667	2:21.750	75.40	2.174	09:22:06.314
3 -	1:34.015	47.179	2:21.194	75.69	1.618	09:24:27.508
4 -	1:33.964	46.071	2:20.035 (2)	76.32	0.459	09:26:47.543
5 -	<b>1:33.572</b>	<b>46.004</b>	<b>2:19.576 (1)</b>	<b>76.57</b>		<b>09:29:07.119</b>
6 -	1:33.643	46.740	2:20.383 (3)	76.13	0.807	09:31:27.502

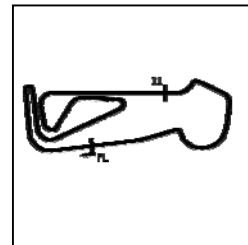
Weather / Track : Bright / Dry

Snetterton 300  
Circuit Length = 2.9689 miles  
Start: 09:16 Flag 09:29 End: 09:32

# BMCRC - MRO Championships 2019 - Rnd 8 @ Snetterton

## EDlasia Formula 400 & Junior Supersport

### QUALIFYING - SECTOR ANALYSIS



SECTOR 1 = FL to I1, SECTOR 2 = I1 to FL, DIFF = Difference To Personal Best Lap, P = Crossed Finish Line in Pit Lane, D = Time Disallowed

P17 77 S		Neil GRANT		Yamaha - Merlin Pipes		
IDEAL LAP TIME : 2:20.454		BEST LAP TIME : 2:20.454		DIFFERENCE : 0.000		
LAP	SECTOR 1	SECTOR 2	LAP TIME	MPH	DIFF	TIME OF DAY
1 -	1:47.806	53.547	2:41.353	66.24	20.899	09:20:00.044
2 -	1:38.239	47.687	2:25.926	73.24	5.472	09:22:25.970
3 -	1:34.705	46.866	2:21.571 (2)	75.49	1.117	09:24:47.541
4 -	1:35.647	47.603	2:23.250	74.61	2.796	09:27:10.791
5 -	1:35.136	47.107	2:22.243 (3)	75.13	1.789	09:29:33.034
6 -	<b>1:34.098</b>	<b>46.356</b>	<b>2:20.454 (1)</b>	<b>76.09</b>		<b>09:31:53.488</b>

P18 56		Kallam SWYER		Kawasaki - Cannadox CBD OIL and lleithyr farms		
IDEAL LAP TIME : 2:21.038		BEST LAP TIME : 2:21.088		DIFFERENCE : 0.050		
LAP	SECTOR 1	SECTOR 2	LAP TIME	MPH	DIFF	TIME OF DAY
1 -	1:43.661	51.754	2:35.415	68.77	14.327	09:19:58.690
2 -	1:37.162	47.698	2:24.860	73.78	3.772	09:22:23.550
3 -	1:35.673	47.268	2:22.941 (3)	74.77	1.853	09:24:46.491
4 -	1:36.509	47.057	2:23.566	74.44	2.478	09:27:10.057
5 -	1:34.684	<b>46.404</b>	<b>2:21.088 (1)</b>	<b>75.75</b>		<b>09:29:31.145</b>
6 -	<b>1:34.634</b>	47.232	2:21.866 (2)	75.33	0.778	09:31:53.011

P19 82 JSS		Alessandro VALENTE		KTM -		
IDEAL LAP TIME : 2:21.463		BEST LAP TIME : 2:21.463		DIFFERENCE : 0.000		
LAP	SECTOR 1	SECTOR 2	LAP TIME	MPH	DIFF	TIME OF DAY
1 -	1:44.398	51.525	2:35.923	68.54	14.460	09:19:59.805
2 -	1:37.392	48.646	2:26.038	73.18	4.575	09:22:25.843
3 -	1:36.205	47.705	2:23.910 (3)	74.26	2.447	09:24:49.753
4 -	1:34.313	47.375	2:21.688 (2)	75.43	0.225	09:27:11.441
5 -	1:41.177	48.644	2:29.821	71.33	8.358	09:29:41.262
6 -	<b>1:34.268</b>	<b>47.195</b>	<b>2:21.463 (1)</b>	<b>75.55</b>		<b>09:32:02.725</b>

P20 55 S		Nick COOPER		Honda - Skint Racing - Wemoto.com		
IDEAL LAP TIME : 2:22.310		BEST LAP TIME : 2:22.310		DIFFERENCE : 0.000		
LAP	SECTOR 1	SECTOR 2	LAP TIME	MPH	DIFF	TIME OF DAY
1 -	1:45.087	48.654	2:33.741	69.52	11.431	09:19:53.609
2 -	1:36.492	48.237	2:24.729	73.84	2.419	09:22:18.338
3 -	1:35.653	47.891	2:23.544	74.45	1.234	09:24:41.882
4 -	1:34.597	48.222	2:22.819 (2)	74.83	0.509	09:27:04.701
5 -	1:34.795	48.211	2:23.006 (3)	74.73	0.696	09:29:27.707
6 -	<b>1:34.468</b>	<b>47.842</b>	<b>2:22.310 (1)</b>	<b>75.10</b>		<b>09:31:50.017</b>

P21 177 JSS		Joe WHITE		Kawasaki - Just In Graphics / MZ Contracts		
IDEAL LAP TIME : 2:23.639		BEST LAP TIME : 2:23.639		DIFFERENCE : 0.000		
LAP	SECTOR 1	SECTOR 2	LAP TIME	MPH	DIFF	TIME OF DAY
1 -	1:42.883	49.897	2:32.780	69.95	9.141	09:19:50.665
2 -	1:37.804	48.808	2:26.612	72.90	2.973	09:22:17.277
3 -	1:36.949	49.087	2:26.036 (3)	73.18	2.397	09:24:43.313
4 -	1:36.999	48.257	2:25.256 (2)	73.58	1.617	09:27:08.569
5 -	1:37.096	49.177	2:26.273	73.06	2.634	09:29:34.842
6 -	<b>1:35.579</b>	<b>48.060</b>	<b>2:23.639 (1)</b>	<b>74.40</b>		<b>09:31:58.481</b>

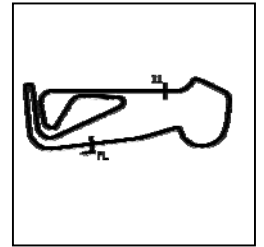
Weather / Track : Bright / Dry

Snetterton 300  
Circuit Length = 2.9689 miles  
Start: 09:16 Flag 09:29 End: 09:32

# BMCRC - MRO Championships 2019 - Rnd 8 @ Snetterton

## EDlasia Formula 400 & Junior Supersport

### QUALIFYING - SECTOR ANALYSIS



SECTOR 1 = FL to I1, SECTOR 2 = I1 to FL, DIFF = Difference To Personal Best Lap, P = Crossed Finish Line in Pit Lane, D = Time Disallowed

P22 97 R/S		Nicholas TAIG		Honda - Mantis Motorsports			
IDEAL LAP TIME : 2:34.689		BEST LAP TIME : 2:35.429		DIFFERENCE : 0.740			
LAP	SECTOR 1	SECTOR 2	LAP TIME	MPH	DIFF	TIME OF DAY	
1 -	1:53.583	54.182	2:47.765	63.70	12.336	09:20:11.947	
2 -	1:46.602	52.808	2:39.410 (3)	67.04	3.981	09:22:51.357	
3 -	1:43.968	52.745	2:36.713 (2)	68.20	1.284	09:25:28.070	
4 -	<b>1:42.796</b>	52.633	<b>2:35.429 (1)</b>	<b>68.76</b>		<b>09:28:03.499</b>	
5 -	1:49.563	<b>51.893</b>	2:41.456	66.19	6.027	09:30:44.955	

# BMCRC - MRO Championships 2019 - Rnd 8 @ Snetterton

## EDlasia Formula 400 & Junior Supersport

### QUALIFYING - BEST SECTORS

SECTOR 1			SECTOR 2			IDEAL / BEST COMPARISON						
POS	NO	NAME	TIME	NO	NAME	TIME	POS	NO	NAME	IDEAL	BEST	DIFF
									<b>PERFECT LAP</b>	<b>2:05.338</b>		
1	14	BURRAGE	<b>1:23.774</b>	14	BURRAGE	<b>41.564</b>	1	14	BURRAGE	2:05.338	2:05.338	0.000
2	126	DAVIES	<b>1:26.206</b>	126	DAVIES	<b>42.911</b>	2	126	DAVIES	2:09.117	2:09.117	0.000
3	11	RUTH	<b>1:26.406</b>	11	RUTH	<b>43.069</b>	3	11	RUTH	2:09.475	2:09.475	0.000
4	127	GREEN	<b>1:27.840</b>	127	GREEN	<b>43.433</b>	4	127	GREEN	2:11.273	2:11.273	0.000
5	85	ROBINSON	<b>1:27.937</b>	85	ROBINSON	<b>43.845</b>	5	85	ROBINSON	2:11.782	2:11.788	0.006
6	13	EDMONDSON	<b>1:28.461</b>	86	SCOTT	<b>44.086</b>	6	86	SCOTT	2:12.598	2:12.782	0.184
7	86	SCOTT	<b>1:28.512</b>	861	JENNER	<b>44.194</b>	7	13	EDMONDSON	2:12.695	2:12.711	0.016
8	44	DUTTON	<b>1:29.831</b>	13	EDMONDSON	<b>44.234</b>	8	44	DUTTON	2:14.347	2:14.347	0.000
9	861	JENNER	<b>1:30.183</b>	44	DUTTON	<b>44.516</b>	9	861	JENNER	2:14.377	2:14.595	0.218
10	20	SWYER	<b>1:30.962</b>	57	FISHER	<b>44.859</b>	10	57	FISHER	2:15.937	2:16.878	0.941
11	57	FISHER	<b>1:31.078</b>	20	SWYER	<b>45.029</b>	11	20	SWYER	2:15.991	2:15.991	0.000
12	35	DIGBY-BAKER	<b>1:32.208</b>	9	BEDNAREK	<b>45.619</b>	12	9	BEDNAREK	2:17.957	2:18.124	0.167
13	52	DIXON	<b>1:32.285</b>	52	DIXON	<b>45.711</b>	13	52	DIXON	2:17.996	2:18.313	0.317
14	9	BEDNAREK	<b>1:32.338</b>	37	LATHAM	<b>45.711</b>	14	35	DIGBY-BAKER	2:18.020	2:18.020	0.000
15	37	LATHAM	<b>1:33.477</b>	35	DIGBY-BAKER	<b>45.812</b>	15	37	LATHAM	2:19.188	2:19.421	0.233
16	47	CLARK	<b>1:33.572</b>	47	CLARK	<b>46.004</b>	16	47	CLARK	2:19.576	2:19.576	0.000
17	77	GRANT	<b>1:34.098</b>	77	GRANT	<b>46.356</b>	17	77	GRANT	2:20.454	2:20.454	0.000
18	82	VALENTE	<b>1:34.268</b>	56	SWYER	<b>46.404</b>	18	56	SWYER	2:21.038	2:21.088	0.050
19	55	COOPER	<b>1:34.468</b>	82	VALENTE	<b>47.195</b>	19	82	VALENTE	2:21.463	2:21.463	0.000
20	56	SWYER	<b>1:34.634</b>	55	COOPER	<b>47.842</b>	20	55	COOPER	2:22.310	2:22.310	0.000
21	177	WHITE	<b>1:35.579</b>	177	WHITE	<b>48.060</b>	21	177	WHITE	2:23.639	2:23.639	0.000
22	97	TAIG	<b>1:42.796</b>	97	TAIG	<b>51.893</b>	22	97	TAIG	2:34.689	2:35.429	0.740

Weather / Track : Bright / Dry

Results can be found at [www.tsl-timing.com](http://www.tsl-timing.com)

Snetterton 300

Circuit Length = 2.9689 miles

Start: 09:16 Flag 09:29 End: 09:32

Printed - 09:33 Saturday, 14 September 2019

BMCRC - MRO Championships 2019 - Rnd 8 @ Snetterton



EDlasia Formula 400 & Junior Supersport

RACE 2 - GRID (5 Laps)

ROW 9	27	2:23.639	177	Joe WHITE	26	2:21.463	82	Alessandro VALENTE	25	2:18.313	52	Kam DIXON
ROW 8	24	2:18.124	9	Jack BEDNAREK	23	2:14.595	861	Owen JENNER	22	2:14.347	44	James DUTTON
ROW 7	21				20				19			
ROW 6	18				17	2:35.429	48	Richie WELSH	16	2:35.429	97	Nicholas TAIG
ROW 5	15	2:22.310	55	Nick COOPER	14	2:21.088	56	Kallam SWYER	13	2:20.454	77	Neil GRANT
ROW 4	12	2:19.576	47	Allan CLARK	11	2:19.421	37	Alexander LATHAM	10	2:18.020	35	Sam DIGBY-BAKER
ROW 3	9	2:16.878	57	Paul FISHER	8	2:15.991	20	Connor SWYER	7	2:12.782	86	Mathew SCOTT
ROW 2	6	2:12.711	13	Doug EDMONDSON	5	2:11.788	85	James ROBINSON	4	2:11.273	127	Adam GREEN
ROW 1	3	2:09.475	11	Dan RUTH	2	2:09.117	126	Glynn DAVIES	1	2:05.338	14	Chris BURRAGE
												<b>Pole</b>

Snetterton 300  
Circuit Length = 2.9689 miles

These results are provisional until the conclusion of any judicial and technical matters.

Clerk Of Course :	Steward :	Timekeeper :
-------------------	-----------	--------------

Results can be found at [www.tsl-timing.com](http://www.tsl-timing.com)

Printed - 09:39 Saturday, 14 September 2019



# BMCRC - MRO Championships 2019 - Rnd 8 @ Snetterton



## EDlasia Formula 400 & Junior Supersport

### RACE 2 - CLASSIFICATION

POS	NO	CL	PIC NAME	ENTRY	LAPS	TIME	GAP	DIFF	MPH	BEST	ON
1	14		1 Chris BURRAGE	Kawasaki - Seton tuning	5	10:28.352			85.04	2:03.938	4
2	126		2 Glynn DAVIES	Kawasaki -	5	10:29.459	1.107	1.107	84.89	2:04.093	4
3	11		3 Dan RUTH	Yamaha - Richard Ruth	5	10:52.476	24.124	23.017	81.90	2:08.012	2
4	86		4 Mathew SCOTT	Kawasaki - Dynotech Performance	5	10:53.592	25.240	1.116	81.76	2:07.631	5
5	127		5 Adam GREEN	Kawasaki - Royal Air Force Motorsport Association	5	11:01.236	32.884	7.644	80.81	2:09.218	5
6	13	S	1 Doug EDMONDSON	Yamaha - Stan Stephens Tuning	5	11:01.464	33.112	0.228	80.79	2:09.663	5
7	85		6 James ROBINSON	Kawasaki - claire palastanga ceramics	5	11:07.288	38.936	5.824	80.08	2:10.467	4
8	57		7 Paul FISHER	Kawasaki -	5	11:20.965	52.613	13.677	78.47	2:13.723	5
9	20		8 Connor SWYER	Kawasaki - WSC Performance & Owkay clothing	5	11:21.163	52.811	0.198	78.45	2:13.011	4
10	37	S	2 Alexander LATHAM	Yamaha - BR-8 / McCrash Racing	5	11:21.665	53.313	0.502	78.39	2:13.148	5
11	35	S	3 Sam DIGBY-BAKER	Kawasaki -	5	11:36.110	1:07.758	14.445	76.77	2:16.846	5
12	77	S	4 Neil GRANT	Yamaha - Merlin Pipes	5	11:42.820	1:14.468	6.710	76.03	2:17.394	5
13	56		9 Kallam SWYER	Kawasaki - Cannadox CBD OIL and lleithyr farms	5	11:45.500	1:17.148	2.680	75.74	2:17.720	4
14	47		10 Allan CLARK	Kawasaki - A Clark & Sons Builders	5	11:50.250	1:21.898	4.750	75.24	2:18.501	5
15	55	S	5 Nick COOPER	Honda - Skint Racing - Wemoto.com	5	11:51.096	1:22.744	0.846	75.15	2:19.613	5
16	861	JSS	1 Owen JENNER	Kawasaki - JB Motorcycles	5	12:17.847	1:49.495	26.751	72.42	2:12.310	5
17	44	JSS	2 James DUTTON	Kawasaki - John Banks Honda Racing	5	12:18.274	1:49.922	0.427	72.38	2:12.568	4
18	9	JSS	3 Jack BEDNAREK	Yamaha -	5	12:23.600	1:55.248	5.326	71.86	2:13.700	2
19	52	JSS	4 Kam DIXON	Kawasaki - Delicious Racewear	5	12:26.639	1:58.287	3.039	71.57	2:14.099	5
20	82	JSS	5 Alessandro VALENTE	KTM -	5	12:43.421	2:15.069	16.782	70.00	2:16.774	5
21	97	R/S	1 Nicholas TAIG	Honda - Mantis Motorsports	4	10:28.421	1 Lap	1 Lap	68.03	2:33.993	3
22	177	JSS	6 Joe WHITE	Kawasaki - Just In Graphics / MZ Contracts	4	10:48.696	1 Lap	20.275	65.90	2:23.355	4

#### FASTEST LAP

14		Chris BURRAGE	Kawasaki - Seton tuning	4	2:03.938	86.23 mph	138.78 kph
13	S	Doug EDMONDSON	Yamaha - Stan Stephens Tuning	5	2:09.663	82.42 mph	132.65 kph
861	JSS	Owen JENNER	Kawasaki - JB Motorcycles	5	2:12.310	80.78 mph	130.00 kph
97	R/S	Nicholas TAIG	Honda - Mantis Motorsports	3	2:33.993	69.40 mph	111.69 kph

Class - 92.5% of Race Speed = 78.66 mph  
 Class S - 92.5% of Race Speed = 74.73 mph  
 Class JSS - 92.5% of Race Speed = 66.98 mph  
 Class R/S - 92.5% of Race Speed = 62.92 mph

Snetterton 300  
 Circuit Length = 2.9689 miles  
 Start: 12:09 Flag 12:19 End: 12:21

Weather / Track : Bright / Dry

These results are provisional until the conclusion of any judicial and technical matters.

Clerk Of Course :	Steward :	Timekeeper :
-------------------	-----------	--------------

Results can be found at [www.tsl-timing.com](http://www.tsl-timing.com)

Printed - 12:22 Saturday, 14 September 2019



# BMCR - MRO Championships 2019 - Rnd 8 @ Snetterton

## EDlasia Formula 400 & Junior Supersport

### RACE 2 - LAP CHART

#### LAP 1 @ 12:11:24.281

NO	BEHIND	LAP TIME
14		2:11.801
126	0.390	2:12.191
11	3.908	2:15.709
86	7.261	2:19.062
127	8.329	2:20.130
85	9.101	2:20.902
13	9.276	2:21.077
37	11.512	2:23.313
57	11.857	2:23.658
20	12.886	2:24.687
35	14.912	2:26.713
77	17.561	2:29.362
55	18.450	2:30.251
56	18.471	2:30.272
47	18.837	2:30.638
97	32.439	2:44.240
861	1:13.628	3:25.429
44	1:14.168	3:25.969
9	1:14.775	3:26.576
52	1:16.402	3:28.203
82	1:20.000	3:31.801
177	1:25.026	3:36.827

#### LAP 2 @ 12:13:28.298

NO	BEHIND	LAP TIME
14		2:04.017
126	0.509	2:04.136
11	7.903	2:08.012
86	12.012	2:08.768
127	14.871	2:10.559
13	15.533	2:10.274
85	16.402	2:11.318
57	22.446	2:14.606
37	23.136	2:15.641
20	23.412	2:14.543
35	28.288	2:17.393
77	32.963	2:19.419
56	34.007	2:19.553
55	35.063	2:20.630
47	35.714	2:20.894
97	1:03.094	2:34.672
861	1:23.785	2:14.174
44	1:23.866	2:13.715
9	1:24.458	2:13.700
52	1:27.649	2:15.264
82	1:34.611	2:18.628
177	1:45.420	2:24.411

#### LAP 3 @ 12:15:32.385

NO	BEHIND	LAP TIME
14		2:04.087
126	0.872	2:04.450
11	12.513	2:08.697
86	17.141	2:09.216
127	21.286	2:10.502
13	21.854	2:10.408
85	23.535	2:11.220
57	33.253	2:14.894
20	34.045	2:14.720
37	34.414	2:15.365
35	41.387	2:17.186

77	47.962	2:19.086
56	48.641	2:18.721
47	50.780	2:19.153
55	50.915	2:19.939
861	1:32.777	2:13.079
44	1:32.941	2:13.162
97	1:33.000	2:33.993
9	1:34.073	2:13.702
52	1:37.863	2:14.301
82	1:48.892	2:18.368

#### LAP 4 @ 12:17:36.323

NO	BEHIND	LAP TIME
14		2:03.938
126	1.027	2:04.093
177	1 Lap	2:24.103
11	19.965	2:11.390
86	22.118	2:08.915
13	27.958	2:10.042
127	28.175	2:10.827
85	30.064	2:10.467
20	43.118	2:13.011
57	43.399	2:14.084
37	44.674	2:14.198
35	55.421	2:17.972
77	1:01.583	2:17.559
56	1:02.423	2:17.720
55	1:07.640	2:20.663
47	1:07.906	2:21.064
44	1:41.571	2:12.568
861	1:41.694	2:12.855
9	1:44.481	2:14.346
52	1:48.697	2:14.772
82	2:02.804	2:17.850

#### LAP 5 @ 12:19:40.832

NO	BEHIND	LAP TIME
14		2:04.509
97	1 Lap	2:35.516
126	1.107	2:04.589
177	1 Lap	2:23.355
11	24.124	2:08.668
86	25.240	2:07.631
127	32.884	2:09.218
13	33.112	2:09.663
85	38.936	2:13.381
57	52.613	2:13.723
20	52.811	2:14.202
37	53.313	2:13.148
35	1:07.758	2:16.846
77	1:14.468	2:17.394
56	1:17.148	2:19.234
47	1:21.898	2:18.501
55	1:22.744	2:19.613
861	1:49.495	2:12.310
44	1:49.922	2:12.860
9	1:55.248	2:15.276
52	1:58.287	2:14.099
82	2:15.069	2:16.774

Weather / Track : Bright / Dry

Results can be found at [www.tsl-timing.com](http://www.tsl-timing.com)

Snetterton 300

Circuit Length = 2.9689 miles

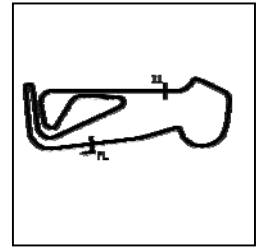
Start: 12:09 Flag 12:19 End: 12:21

Printed - 12:23 Saturday, 14 September 2019

# BMCRC - MRO Championships 2019 - Rnd 8 @ Snetterton

## EDlasia Formula 400 & Junior Supersport

### RACE 2 - SECTOR ANALYSIS



SECTOR 1 = FL to I1, SECTOR 2 = I1 to FL, DIFF = Difference To Personal Best Lap, P = Crossed Finish Line in Pit Lane, D = Time Disallowed

P1 14		Chris BURRAGE		Kawasaki - Seton tuning		
IDEAL LAP TIME : 2:03.879		BEST LAP TIME : 2:03.938		DIFFERENCE : 0.059		
LAP	SECTOR 1	SECTOR 2	LAP TIME	MPH	DIFF	TIME OF DAY
1 -		<b>41.234</b>	2:11.801	81.09	7.863	12:11:24.281
2 -	1:22.699	41.318	2:04.017 (2)	86.18	0.079	12:13:28.298
3 -	1:22.680	41.407	2:04.087 (3)	86.13	0.149	12:15:32.385
4 -	<b>1:22.645</b>	41.293	<b>2:03.938 (1)</b>	<b>86.23</b>		<b>12:17:36.323</b>
5 -	1:22.729	41.780	2:04.509	85.84	0.571	12:19:40.832

P2 126		Glynn DAVIES		Kawasaki -		
IDEAL LAP TIME : 2:04.083		BEST LAP TIME : 2:04.093		DIFFERENCE : 0.010		
LAP	SECTOR 1	SECTOR 2	LAP TIME	MPH	DIFF	TIME OF DAY
1 -		41.456	2:12.191	80.85	8.098	12:11:24.671
2 -	<b>1:22.676</b>	41.460	2:04.136 (2)	86.09	0.043	12:13:28.807
3 -	1:22.809	41.641	2:04.450 (3)	85.88	0.357	12:15:33.257
4 -	1:22.686	<b>41.407</b>	<b>2:04.093 (1)</b>	<b>86.12</b>		<b>12:17:37.350</b>
5 -	1:22.864	41.725	2:04.589	85.78	0.496	12:19:41.939

P3 11		Dan RUTH		Yamaha - Richard Ruth		
IDEAL LAP TIME : 2:07.896		BEST LAP TIME : 2:08.012		DIFFERENCE : 0.116		
LAP	SECTOR 1	SECTOR 2	LAP TIME	MPH	DIFF	TIME OF DAY
1 -		<b>42.686</b>	2:15.709	78.75	7.697	12:11:28.189
2 -	<b>1:25.210</b>	42.802	<b>2:08.012 (1)</b>	<b>83.49</b>		<b>12:13:36.201</b>
3 -	1:25.578	43.119	2:08.697 (3)	83.04	0.685	12:15:44.898
4 -	1:26.123	45.267	2:11.390	81.34	3.378	12:17:56.288
5 -	1:25.519	43.149	2:08.668 (2)	83.06	0.656	12:20:04.956

P4 86		Mathew SCOTT		Kawasaki - Dynotech Performance		
IDEAL LAP TIME : 2:07.631		BEST LAP TIME : 2:07.631		DIFFERENCE : 0.000		
LAP	SECTOR 1	SECTOR 2	LAP TIME	MPH	DIFF	TIME OF DAY
1 -		43.235	2:19.062	76.85	11.431	12:11:31.542
2 -	1:25.711	43.057	2:08.768 (2)	83.00	1.137	12:13:40.310
3 -	1:25.853	43.363	2:09.216	82.71	1.585	12:15:49.526
4 -	1:25.970	42.945	2:08.915 (3)	82.90	1.284	12:17:58.441
5 -	<b>1:24.929</b>	<b>42.702</b>	<b>2:07.631 (1)</b>	<b>83.74</b>		<b>12:20:06.072</b>

P5 127		Adam GREEN		Kawasaki - Royal Air Force Motorsport Association		
IDEAL LAP TIME : 2:09.218		BEST LAP TIME : 2:09.218		DIFFERENCE : 0.000		
LAP	SECTOR 1	SECTOR 2	LAP TIME	MPH	DIFF	TIME OF DAY
1 -		43.812	2:20.130	76.27	10.912	12:11:32.610
2 -	1:27.235	43.324	2:10.559 (3)	81.86	1.341	12:13:43.169
3 -	1:27.321	43.181	2:10.502 (2)	81.89	1.284	12:15:53.671
4 -	1:27.727	43.100	2:10.827	81.69	1.609	12:18:04.498
5 -	<b>1:26.458</b>	<b>42.760</b>	<b>2:09.218 (1)</b>	<b>82.71</b>		<b>12:20:13.716</b>

P6 13 S		Doug EDMONDSON		Yamaha - Stan Stephens Tuning		
IDEAL LAP TIME : 2:09.650		BEST LAP TIME : 2:09.663		DIFFERENCE : 0.013		
LAP	SECTOR 1	SECTOR 2	LAP TIME	MPH	DIFF	TIME OF DAY
1 -		44.286	2:21.077	75.76	11.414	12:11:33.557
2 -	1:26.887	43.387	2:10.274 (3)	82.04	0.611	12:13:43.831
3 -	1:27.149	<b>43.259</b>	2:10.408	81.95	0.745	12:15:54.239
4 -	1:26.675	43.367	2:10.042 (2)	82.18	0.379	12:18:04.281
5 -	<b>1:26.391</b>	43.272	<b>2:09.663 (1)</b>	<b>82.42</b>		<b>12:20:13.944</b>

Weather / Track : Bright / Dry

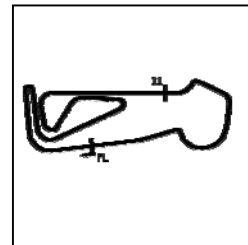
Snetterton 300  
Circuit Length = 2.9689 miles  
Start: 12:09 Flag 12:19 End: 12:21



# BMCR - MRO Championships 2019 - Rnd 8 @ Snetterton

## EDlasia Formula 400 & Junior Supersport

### RACE 2 - SECTOR ANALYSIS



SECTOR 1 = FL to I1, SECTOR 2 = I1 to FL, DIFF = Difference To Personal Best Lap, P = Crossed Finish Line in Pit Lane, D = Time Disallowed

P7 85		James ROBINSON		Kawasaki - claire palastanga ceramics		
IDEAL LAP TIME : 2:10.457		BEST LAP TIME : 2:10.467		DIFFERENCE : 0.010		
LAP	SECTOR 1	SECTOR 2	LAP TIME	MPH	DIFF	TIME OF DAY
1 -		44.718	2:20.902	75.85	10.435	12:11:33.382
2 -	1:27.729	<b>43.589</b>	2:11.318 (3)	81.39	0.851	12:13:44.700
3 -	1:27.077	44.143	2:11.220 (2)	81.45	0.753	12:15:55.920
4 -	<b>1:26.868</b>	43.599	<b>2:10.467 (1)</b>	<b>81.92</b>		<b>12:18:06.387</b>
5 -	1:28.389	44.992	2:13.381	80.13	2.914	12:20:19.768

P8 57		Paul FISHER		Kawasaki -		
IDEAL LAP TIME : 2:13.420		BEST LAP TIME : 2:13.723		DIFFERENCE : 0.303		
LAP	SECTOR 1	SECTOR 2	LAP TIME	MPH	DIFF	TIME OF DAY
1 -		44.351	2:23.658	74.39	9.935	12:11:36.138
2 -	<b>1:29.605</b>	45.001	2:14.606 (3)	79.40	0.883	12:13:50.744
3 -	1:30.062	44.832	2:14.894	79.23	1.171	12:16:05.638
4 -	1:30.269	<b>43.815</b>	2:14.084 (2)	79.71	0.361	12:18:19.722
5 -	1:29.733	43.990	<b>2:13.723 (1)</b>	<b>79.92</b>		<b>12:20:33.445</b>

P9 20		Connor SWYER		Kawasaki - WSC Performace & Owkay clothing		
IDEAL LAP TIME : 2:13.011		BEST LAP TIME : 2:13.011		DIFFERENCE : 0.000		
LAP	SECTOR 1	SECTOR 2	LAP TIME	MPH	DIFF	TIME OF DAY
1 -		45.122	2:24.687	73.87	11.676	12:11:37.167
2 -	1:29.961	44.582	2:14.543 (3)	79.43	1.532	12:13:51.710
3 -	1:29.886	44.834	2:14.720	79.33	1.709	12:16:06.430
4 -	<b>1:28.909</b>	<b>44.102</b>	<b>2:13.011 (1)</b>	<b>80.35</b>		<b>12:18:19.441</b>
5 -	1:29.255	44.947	2:14.202 (2)	79.64	1.191	12:20:33.643

P10 37 S		Alexander LATHAM		Yamaha - BR-8 / McCrash Racing		
IDEAL LAP TIME : 2:13.148		BEST LAP TIME : 2:13.148		DIFFERENCE : 0.000		
LAP	SECTOR 1	SECTOR 2	LAP TIME	MPH	DIFF	TIME OF DAY
1 -		44.164	2:23.313	74.57	10.165	12:11:35.793
2 -	1:30.935	44.706	2:15.641	78.79	2.493	12:13:51.434
3 -	1:30.439	44.926	2:15.365 (3)	78.95	2.217	12:16:06.799
4 -	1:29.865	44.333	2:14.198 (2)	79.64	1.050	12:18:20.997
5 -	<b>1:29.357</b>	<b>43.791</b>	<b>2:13.148 (1)</b>	<b>80.27</b>		<b>12:20:34.145</b>

P11 35 S		Sam DIGBY-BAKER		Kawasaki -		
IDEAL LAP TIME : 2:16.767		BEST LAP TIME : 2:16.846		DIFFERENCE : 0.079		
LAP	SECTOR 1	SECTOR 2	LAP TIME	MPH	DIFF	TIME OF DAY
1 -		45.571	2:26.713	72.85	9.867	12:11:39.193
2 -	1:31.728	45.665	2:17.393 (3)	77.79	0.547	12:13:56.586
3 -	1:31.865	<b>45.321</b>	2:17.186 (2)	77.90	0.340	12:16:13.772
4 -	1:32.304	45.668	2:17.972	77.46	1.126	12:18:31.744
5 -	<b>1:31.446</b>	45.400	<b>2:16.846 (1)</b>	<b>78.10</b>		<b>12:20:48.590</b>

P12 77 S		Neil GRANT		Yamaha - Merlin Pipes		
IDEAL LAP TIME : 2:17.256		BEST LAP TIME : 2:17.394		DIFFERENCE : 0.138		
LAP	SECTOR 1	SECTOR 2	LAP TIME	MPH	DIFF	TIME OF DAY
1 -		46.373	2:29.362	71.55	11.968	12:11:41.842
2 -	1:33.257	46.162	2:19.419	76.66	2.025	12:14:01.261
3 -	1:33.293	45.793	2:19.086 (3)	76.84	1.692	12:16:20.347
4 -	<b>1:31.771</b>	45.788	2:17.559 (2)	77.69	0.165	12:18:37.906
5 -	1:31.909	<b>45.485</b>	<b>2:17.394 (1)</b>	<b>77.79</b>		<b>12:20:55.300</b>

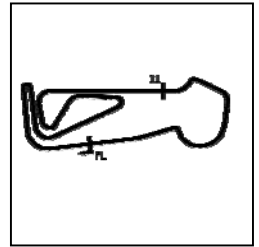
Weather / Track : Bright / Dry

Snetterton 300  
Circuit Length = 2.9689 miles  
Start: 12:09 Flag 12:19 End: 12:21

# BMCRG - MRO Championships 2019 - Rnd 8 @ Snetterton

## EDlasia Formula 400 & Junior Supersport

### RACE 2 - SECTOR ANALYSIS



SECTOR 1 = FL to I1, SECTOR 2 = I1 to FL, DIFF = Difference To Personal Best Lap, P = Crossed Finish Line in Pit Lane, D = Time Disallowed

P13 56		Kallam SWYER		Kawasaki - Cannadox CBD OIL and lleithyr farms		
IDEAL LAP TIME : 2:17.720		BEST LAP TIME : 2:17.720		DIFFERENCE : 0.000		
LAP	SECTOR 1	SECTOR 2	LAP TIME	MPH	DIFF	TIME OF DAY
1 -		47.356	2:30.272	71.12	12.552	12:11:42.752
2 -	1:33.213	46.340	2:19.553	76.58	1.833	12:14:02.305
3 -	1:32.826	45.895	2:18.721 (2)	77.04	1.001	12:16:21.026
4 -	<b>1:32.015</b>	<b>45.705</b>	<b>2:17.720 (1)</b>	<b>77.60</b>		<b>12:18:38.746</b>
5 -	1:33.204	46.030	2:19.234 (3)	76.76	1.514	12:20:57.980

P14 47		Allan CLARK		Kawasaki - A Clark & Sons Builders		
IDEAL LAP TIME : 2:18.501		BEST LAP TIME : 2:18.501		DIFFERENCE : 0.000		
LAP	SECTOR 1	SECTOR 2	LAP TIME	MPH	DIFF	TIME OF DAY
1 -		47.095	2:30.638	70.95	12.137	12:11:43.118
2 -	1:35.034	45.860	2:20.894 (3)	75.85	2.393	12:14:04.012
3 -	1:32.978	46.175	2:19.153 (2)	76.80	0.652	12:16:23.165
4 -	1:34.504	46.560	2:21.064	75.76	2.563	12:18:44.229
5 -	<b>1:32.716</b>	<b>45.785</b>	<b>2:18.501 (1)</b>	<b>77.16</b>		<b>12:21:02.730</b>

P15 55 S		Nick COOPER		Honda - Skint Racing - Wemoto.com		
IDEAL LAP TIME : 2:19.440		BEST LAP TIME : 2:19.613		DIFFERENCE : 0.173		
LAP	SECTOR 1	SECTOR 2	LAP TIME	MPH	DIFF	TIME OF DAY
1 -		47.545	2:30.251	71.13	10.638	12:11:42.731
2 -	1:33.454	47.176	2:20.630 (3)	76.00	1.017	12:14:03.361
3 -	1:33.323	<b>46.616</b>	2:19.939 (2)	76.37	0.326	12:16:23.300
4 -	1:33.794	46.869	2:20.663	75.98	1.050	12:18:43.963
5 -	<b>1:32.824</b>	46.789	<b>2:19.613 (1)</b>	<b>76.55</b>		<b>12:21:03.576</b>

P16 861 JSS		Owen JENNER		Kawasaki - JB Motorcycles		
IDEAL LAP TIME : 2:12.310		BEST LAP TIME : 2:12.310		DIFFERENCE : 0.000		
LAP	SECTOR 1	SECTOR 2	LAP TIME	MPH	DIFF	TIME OF DAY
1 -		44.444	3:25.429	52.02	1:13.119	12:12:37.909
2 -	1:29.418	44.756	2:14.174	79.65	1.864	12:14:52.083
3 -	1:29.201	43.878	2:13.079 (3)	80.31	0.769	12:17:05.162
4 -	1:28.746	44.109	2:12.855 (2)	80.44	0.545	12:19:18.017
5 -	<b>1:28.542</b>	<b>43.768</b>	<b>2:12.310 (1)</b>	<b>80.78</b>		<b>12:21:30.327</b>

P17 44 JSS		James DUTTON		Kawasaki - John Banks Honda Racing		
IDEAL LAP TIME : 2:12.408		BEST LAP TIME : 2:12.568		DIFFERENCE : 0.160		
LAP	SECTOR 1	SECTOR 2	LAP TIME	MPH	DIFF	TIME OF DAY
1 -		44.091	3:25.969	51.89	1:13.401	12:12:38.449
2 -	1:28.982	44.733	2:13.715	79.93	1.147	12:14:52.164
3 -	1:29.135	44.027	2:13.162 (3)	80.26	0.594	12:17:05.326
4 -	<b>1:28.585</b>	43.983	<b>2:12.568 (1)</b>	<b>80.62</b>		<b>12:19:17.894</b>
5 -	1:29.037	<b>43.823</b>	2:12.860 (2)	80.44	0.292	12:21:30.754

P18 9 JSS		Jack BEDNAREK		Yamaha -		
IDEAL LAP TIME : 2:13.532		BEST LAP TIME : 2:13.700		DIFFERENCE : 0.168		
LAP	SECTOR 1	SECTOR 2	LAP TIME	MPH	DIFF	TIME OF DAY
1 -		44.630	3:26.576	51.73	1:12.876	12:12:39.056
2 -	<b>1:29.603</b>	44.097	<b>2:13.700 (1)</b>	<b>79.94</b>		<b>12:14:52.756</b>
3 -	1:29.773	<b>43.929</b>	2:13.702 (2)	79.93	0.002	12:17:06.458
4 -	1:30.093	44.253	2:14.346 (3)	79.55	0.646	12:19:20.804
5 -	1:30.445	44.831	2:15.276	79.00	1.576	12:21:36.080

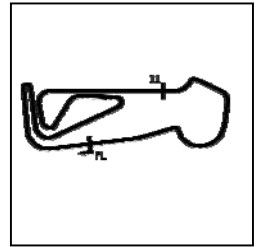
Weather / Track : Bright / Dry

Snetterton 300  
Circuit Length = 2.9689 miles  
Start: 12:09 Flag 12:19 End: 12:21

# BMCRC - MRO Championships 2019 - Rnd 8 @ Snetterton

## EDlasia Formula 400 & Junior Supersport

### RACE 2 - SECTOR ANALYSIS



SECTOR 1 = FL to I1, SECTOR 2 = I1 to FL, DIFF = Difference To Personal Best Lap, P = Crossed Finish Line in Pit Lane, D = Time Disallowed

<b>P19 52 JSS Kam DIXON</b>		Kawasaki - Delicious Racewear				
IDEAL LAP TIME : 2:14.099		BEST LAP TIME : 2:14.099		DIFFERENCE : 0.000		
LAP	SECTOR 1	SECTOR 2	LAP TIME	MPH	DIFF	TIME OF DAY
1 -		44.941	3:28.203	51.33	1:14.104	12:12:40.683
2 -	1:30.673	44.591	2:15.264	79.01	1.165	12:14:55.947
3 -	1:29.989	44.312	2:14.301 (2)	79.58	0.202	12:17:10.248
4 -	1:30.505	44.267	2:14.772 (3)	79.30	0.673	12:19:25.020
5 -	<b>1:29.845</b>	<b>44.254</b>	<b>2:14.099 (1)</b>	<b>79.70</b>		<b>12:21:39.119</b>

<b>P20 82 JSS Alessandro VALENTE</b>		KTM -				
IDEAL LAP TIME : 2:16.774		BEST LAP TIME : 2:16.774		DIFFERENCE : 0.000		
LAP	SECTOR 1	SECTOR 2	LAP TIME	MPH	DIFF	TIME OF DAY
1 -		46.744	3:31.801	50.46	1:15.027	12:12:44.281
2 -	1:32.627	46.001	2:18.628	77.09	1.854	12:15:02.909
3 -	1:32.701	45.667	2:18.368 (3)	77.24	1.594	12:17:21.277
4 -	1:31.901	45.949	2:17.850 (2)	77.53	1.076	12:19:39.127
5 -	<b>1:31.636</b>	<b>45.138</b>	<b>2:16.774 (1)</b>	<b>78.14</b>		<b>12:21:55.901</b>

<b>P21 97 R/S Nicholas TAIG</b>		Honda - Mantis Motorsports				
IDEAL LAP TIME : 2:33.993		BEST LAP TIME : 2:33.993		DIFFERENCE : 0.000		
LAP	SECTOR 1	SECTOR 2	LAP TIME	MPH	DIFF	TIME OF DAY
1 -		51.558	2:44.240	65.07	10.247	12:11:56.720
2 -	1:42.862	51.810	2:34.672 (2)	69.10	0.679	12:14:31.392
3 -	<b>1:42.496</b>	<b>51.497</b>	<b>2:33.993 (1)</b>	<b>69.40</b>		<b>12:17:05.385</b>
4 -	1:43.443	52.073	2:35.516 (3)	68.72	1.523	12:19:40.901

<b>P22 177 JSS Joe WHITE</b>		Kawasaki - Just In Graphics / MZ Contracts				
IDEAL LAP TIME : 2:22.903		BEST LAP TIME : 2:23.355		DIFFERENCE : 0.452		
LAP	SECTOR 1	SECTOR 2	LAP TIME	MPH	DIFF	TIME OF DAY
1 -		48.225	3:36.827	49.29	1:13.472	12:12:49.307
2 -	1:36.474	47.937	2:24.411 (3)	74.01	1.056	12:15:13.718
3 -	1:36.510	<b>47.593</b>	2:24.103 (2)	74.16	0.748	12:17:37.821
4 -	<b>1:35.310</b>	48.045	<b>2:23.355 (1)</b>	<b>74.55</b>		<b>12:20:01.176</b>

# BMCRC - MRO Championships 2019 - Rnd 8 @ Snetterton

## EDlasia Formula 400 & Junior Supersport

### RACE 2 - BEST SECTORS

SECTOR 1			SECTOR 2			IDEAL / BEST COMPARISON						
POS	NO	NAME	TIME	NO	NAME	TIME	POS	NO	NAME	IDEAL	BEST	DIFF
									<b>PERFECT LAP</b>	<b>2:03.879</b>		
1	14	BURRAGE	<b>1:22.645</b>	14	BURRAGE	<b>41.234</b>	1	14	BURRAGE	2:03.879	2:03.938	0.059
2	126	DAVIES	<b>1:22.676</b>	126	DAVIES	<b>41.407</b>	2	126	DAVIES	2:04.083	2:04.093	0.010
3	86	SCOTT	<b>1:24.929</b>	11	RUTH	<b>42.686</b>	3	86	SCOTT	2:07.631	2:07.631	0.000
4	11	RUTH	<b>1:25.210</b>	86	SCOTT	<b>42.702</b>	4	11	RUTH	2:07.896	2:08.012	0.116
5	13	EDMONDSON	<b>1:26.391</b>	127	GREEN	<b>42.760</b>	5	127	GREEN	2:09.218	2:09.218	0.000
6	127	GREEN	<b>1:26.458</b>	13	EDMONDSON	<b>43.259</b>	6	13	EDMONDSON	2:09.650	2:09.663	0.013
7	85	ROBINSON	<b>1:26.868</b>	85	ROBINSON	<b>43.589</b>	7	85	ROBINSON	2:10.457	2:10.467	0.010
8	861	JENNER	<b>1:28.542</b>	861	JENNER	<b>43.768</b>	8	861	JENNER	2:12.310	2:12.310	0.000
9	44	DUTTON	<b>1:28.585</b>	37	LATHAM	<b>43.791</b>	9	44	DUTTON	2:12.408	2:12.568	0.160
10	20	SWYER	<b>1:28.909</b>	57	FISHER	<b>43.815</b>	10	20	SWYER	2:13.011	2:13.011	0.000
11	37	LATHAM	<b>1:29.357</b>	44	DUTTON	<b>43.823</b>	11	37	LATHAM	2:13.148	2:13.148	0.000
12	9	BEDNAREK	<b>1:29.603</b>	9	BEDNAREK	<b>43.929</b>	12	57	FISHER	2:13.420	2:13.723	0.303
13	57	FISHER	<b>1:29.605</b>	20	SWYER	<b>44.102</b>	13	9	BEDNAREK	2:13.532	2:13.700	0.168
14	52	DIXON	<b>1:29.845</b>	52	DIXON	<b>44.254</b>	14	52	DIXON	2:14.099	2:14.099	0.000
15	35	DIGBY-BAKER	<b>1:31.446</b>	82	VALENTE	<b>45.138</b>	15	35	DIGBY-BAKER	2:16.767	2:16.846	0.079
16	82	VALENTE	<b>1:31.636</b>	35	DIGBY-BAKER	<b>45.321</b>	16	82	VALENTE	2:16.774	2:16.774	0.000
17	77	GRANT	<b>1:31.771</b>	77	GRANT	<b>45.485</b>	17	77	GRANT	2:17.256	2:17.394	0.138
18	56	SWYER	<b>1:32.015</b>	56	SWYER	<b>45.705</b>	18	56	SWYER	2:17.720	2:17.720	0.000
19	47	CLARK	<b>1:32.716</b>	47	CLARK	<b>45.785</b>	19	47	CLARK	2:18.501	2:18.501	0.000
20	55	COOPER	<b>1:32.824</b>	55	COOPER	<b>46.616</b>	20	55	COOPER	2:19.440	2:19.613	0.173
21	177	WHITE	<b>1:35.310</b>	177	WHITE	<b>47.593</b>	21	177	WHITE	2:22.903	2:23.355	0.452
22	97	TAIG	<b>1:42.496</b>	97	TAIG	<b>51.497</b>	22	97	TAIG	2:33.993	2:33.993	0.000

Weather / Track : Bright / Dry

Results can be found at [www.tsl-timing.com](http://www.tsl-timing.com)

Snetterton 300

Circuit Length = 2.9689 miles

Start: 12:09 Flag 12:19 End: 12:21

Printed - 12:23 Saturday, 14 September 2019

BMCRC - MRO Championships 2019 - Rnd 8 @ Snetterton



EDlasia Formula 400 & Junior Supersport

RACE 10 - GRID (5 Laps)

ROW 9	27	2:23.355	177	Joe WHITE	26	2:16.774	82	Alessandro VALENTE	25	2:14.099	52	Kam DIXON
ROW 8	24	2:13.700	9	Jack BEDNAREK	23	2:12.568	44	James DUTTON	22	2:12.310	861	Owen JENNER
ROW 7	21				20				19			
ROW 6	18				17		48	Richie WELSH	16	2:33.993	97	Nicholas TAIG
ROW 5	15	2:19.613	55	Nick COOPER	14	2:18.501	47	Allan CLARK	13	2:17.720	56	Kallam SWYER
ROW 4	12	2:17.394	77	Neil GRANT	11	2:16.846	35	Sam DIGBY-BAKER	10	2:13.723	57	Paul FISHER
ROW 3	9	2:13.148	37	Alexander LATHAM	8	2:13.011	20	Connor SWYER	7	2:10.467	85	James ROBINSON
ROW 2	6	2:09.663	13	Doug EDMONDSON	5	2:09.218	127	Adam GREEN	4	2:08.012	11	Dan RUTH
ROW 1	3	2:07.631	86	Mathew SCOTT	2	2:04.093	126	Glynn DAVIES	1	2:03.938	14	Chris BURRAGE
												<b>Pole</b>

Snetterton 300  
Circuit Length = 2.9689 miles

These results are provisional until the conclusion of any judicial and technical matters.

Clerk Of Course :	Steward :	Timekeeper :
-------------------	-----------	--------------

Results can be found at [www.tsl-timing.com](http://www.tsl-timing.com)

Printed - 12:25 Saturday, 14 September 2019



# BMCRC - MRO Championships 2019 - Rnd 8 @ Snetterton



## EDlasia Formula 400 & Junior Supersport

### RACE 10 - CLASSIFICATION

POS	NO	CL	PIC NAME	ENTRY	LAPS	TIME	GAP	DIFF	MPH	BEST	ON
1	126		1 Glynn DAVIES	Kawasaki -	5	10:28.984			84.96	2:03.251	5
2	14		2 Chris BURRAGE	Kawasaki - Seton tuning	5	10:29.181	0.197	0.197	84.93	2:03.317	5
3	86		3 Mathew SCOTT	Kawasaki - Dynotech Performance	5	10:56.031	27.047	26.850	81.46	2:08.925	4
4	13	S	1 Doug EDMONDSON	Yamaha - Stan Stephens Tuning	5	10:56.590	27.606	0.559	81.39	2:08.636	4
5	11		4 Dan RUTH	Yamaha - Richard Ruth	5	11:04.615	35.631	8.025	80.40	2:08.962	5
6	85		5 James ROBINSON	Kawasaki - claire palastanga ceramics	5	11:05.503	36.519	0.888	80.30	2:09.847	2
7	127		6 Adam GREEN	Kawasaki - Royal Air Force Motorsport Association	5	11:05.966	36.982	0.463	80.24	2:09.727	5
8	57		7 Paul FISHER	Kawasaki -	5	11:18.824	49.840	12.858	78.72	2:13.377	3
9	20		8 Connor SWYER	Kawasaki - WSC Performance & Owkay clothing	5	11:23.607	54.623	4.783	78.17	2:13.500	5
10	37	S	2 Alexander LATHAM	Yamaha - BR-8 / McCrash Racing	5	11:25.892	56.908	2.285	77.91	2:13.990	3
11	77	S	3 Neil GRANT	Yamaha - Merlin Pipes	5	11:39.249	1:10.265	13.357	76.42	2:16.948	3
12	47		9 Allan CLARK	Kawasaki - A Clark & Sons Builders	5	11:40.891	1:11.907	1.642	76.24	2:16.558	5
13	55	S	4 Nick COOPER	Honda - Skint Racing - Wemoto.com	5	11:43.176	1:14.192	2.285	75.99	2:17.288	5
14	35	S	5 Sam DIGBY-BAKER	Kawasaki -	5	11:43.578	1:14.594	0.402	75.95	2:17.346	5
15	56		10 Kallam SWYER	Kawasaki - Cannadox CBD OIL and lleithyr farms	5	12:08.652	1:39.668	25.074	73.34	2:22.324	5
16	861	JSS	1 Owen JENNER	Kawasaki - JB Motorcycles	5	12:13.529	1:44.545	4.877	72.85	2:12.090	5
17	44	JSS	2 James DUTTON	Kawasaki - John Banks Honda Racing	5	12:14.109	1:45.125	0.580	72.79	2:12.470	3
18	52	JSS	3 Kam DIXON	Kawasaki - Delicious Racewear	5	12:14.398	1:45.414	0.289	72.76	2:12.195	4
19	9	JSS	4 Jack BEDNAREK	Yamaha -	5	12:21.281	1:52.297	6.883	72.09	2:13.959	3
20	82	JSS	5 Alessandro VALENTE	KTM -	5	12:34.861	2:05.877	13.580	70.79	2:15.138	5
21	97	R/S	1 Nicholas TAIG	Honda - Mantis Motorsports	5	13:00.219	2:31.235	25.358	68.49	2:32.676	4
22	177	JSS	6 Joe WHITE	Kawasaki - Just In Graphics / MZ Contracts	4	10:52.721	1 Lap	1 Lap	65.49	2:24.563	4

#### FASTEST LAP

126		Glynn DAVIES	Kawasaki -	5	2:03.251	86.71 mph	139.55 kph
13	S	Doug EDMONDSON	Yamaha - Stan Stephens Tuning	4	2:08.636	83.08 mph	133.71 kph
861	JSS	Owen JENNER	Kawasaki - JB Motorcycles	5	2:12.090	80.91 mph	130.22 kph
97	R/S	Nicholas TAIG	Honda - Mantis Motorsports	4	2:32.676	70.00 mph	112.66 kph

Class - 92.5% of Race Speed = 78.58 mph  
 Class S - 92.5% of Race Speed = 75.28 mph  
 Class JSS - 92.5% of Race Speed = 67.38 mph  
 Class R/S - 92.5% of Race Speed = 63.35 mph

Snetterton 300  
 Circuit Length = 2.9689 miles  
 Start: 15:11 Flag 15:21 End: 15:24

Weather / Track : Sunny / Dry

These results are provisional until the conclusion of any judicial and technical matters.

Clerk Of Course :	Steward :	Timekeeper :
-------------------	-----------	--------------

Results can be found at [www.tsl-timing.com](http://www.tsl-timing.com)

Printed - 15:25 Saturday, 14 September 2019



# BMCRC - MRO Championships 2019 - Rnd 8 @ Snetterton

## EDlasia Formula 400 & Junior Supersport

### RACE 10 - LAP CHART

#### LAP 1 @ 15:13:29.557

NO	BEHIND	LAP TIME
14		2:12.728
126	0.299	2:13.027
86	5.173	2:17.901
127	6.003	2:18.731
13	6.360	2:19.088
85	8.520	2:21.248
57	8.577	2:21.305
11	10.573	2:23.301
20	13.489	2:26.217
37	13.523	2:26.251
55	15.312	2:28.040
77	15.682	2:28.410
47	17.220	2:29.948
35	19.237	2:31.965
56	25.042	2:37.770
97	30.165	2:42.893
861	1:08.897	3:21.625
44	1:10.255	3:22.983
9	1:10.696	3:23.424
52	1:10.795	3:23.523
82	1:15.029	3:27.757
177	1:23.372	3:36.100

#### LAP 2 @ 15:15:34.344

NO	BEHIND	LAP TIME
14		2:04.787
126	0.579	2:05.067
86	10.006	2:09.620
13	11.446	2:09.873
85	13.580	2:09.847
57	17.485	2:13.695
11	17.590	2:11.804
127	17.985	2:16.769
20	24.694	2:15.992
37	24.911	2:16.175
77	29.550	2:18.655
55	30.483	2:19.958
47	32.711	2:20.278
35	32.939	2:18.489
56	43.064	2:22.809
97	58.763	2:33.385
861	1:17.546	2:13.436
44	1:18.659	2:13.191
52	1:19.086	2:13.078
9	1:19.870	2:13.961
82	1:27.839	2:17.597
177	1:45.514	2:26.929

#### LAP 3 @ 15:17:38.208

NO	BEHIND	LAP TIME
14		2:03.864
126	0.161	2:03.446
86	15.976	2:09.834
13	16.904	2:09.322
85	21.236	2:11.520
11	23.438	2:09.712
127	24.973	2:10.852
57	26.998	2:13.377
20	34.748	2:13.918
37	35.037	2:13.990
77	42.634	2:16.948

55	45.946	2:19.327
47	46.055	2:17.208
35	46.606	2:17.531
56	1:01.847	2:22.647
861	1:27.111	2:13.429
44	1:27.265	2:12.470
52	1:28.021	2:12.799
97	1:29.453	2:34.554
9	1:29.965	2:13.959
82	1:40.858	2:16.883

#### LAP 4 @ 15:19:42.562

NO	BEHIND	LAP TIME
126		2:04.193
14	0.131	2:04.485
177	1 Lap	2:25.129
86	20.547	2:08.925
13	21.186	2:08.636
85	29.868	2:12.986
11	29.920	2:10.836
127	30.506	2:09.887
57	38.204	2:15.560
20	44.374	2:13.980
37	44.848	2:14.165
77	56.160	2:17.880
47	58.600	2:16.899
55	1:00.155	2:18.563
35	1:00.499	2:18.247
56	1:20.595	2:23.102
861	1:35.706	2:12.949
44	1:35.800	2:12.889
52	1:35.862	2:12.195
9	1:40.534	2:14.923
82	1:53.990	2:17.486
97	1:57.775	2:32.676

#### LAP 5 @ 15:21:45.813

NO	BEHIND	LAP TIME
126		2:03.251
14	0.197	2:03.317
177	1 Lap	2:24.563
86	27.047	2:09.751
13	27.606	2:09.671
11	35.631	2:08.962
85	36.519	2:09.902
127	36.982	2:09.727
57	49.840	2:14.887
20	54.623	2:13.500
37	56.908	2:15.311
77	1:10.265	2:17.356
47	1:11.907	2:16.558
55	1:14.192	2:17.288
35	1:14.594	2:17.346
56	1:39.668	2:22.324
861	1:44.545	2:12.090
44	1:45.125	2:12.576
52	1:45.414	2:12.803
9	1:52.297	2:15.014
82	2:05.877	2:15.138
97	2:31.235	2:36.711

Weather / Track : Sunny / Dry

Results can be found at [www.tsl-timing.com](http://www.tsl-timing.com)

Snetterton 300

Circuit Length = 2.9689 miles

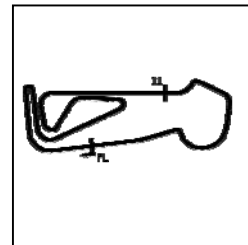
Start: 15:11 Flag 15:21 End: 15:24

Printed - 15:25 Saturday, 14 September 2019

# BMCRC - MRO Championships 2019 - Rnd 8 @ Snetterton

## EDlasia Formula 400 & Junior Supersport

### RACE 10 - SECTOR ANALYSIS



SECTOR 1 = FL to I1, SECTOR 2 = I1 to FL, DIFF = Difference To Personal Best Lap, P = Crossed Finish Line in Pit Lane, D = Time Disallowed

P1 126		Glynn DAVIES		Kawasaki -		
IDEAL LAP TIME : 2:03.151		BEST LAP TIME : 2:03.251		DIFFERENCE : 0.100		
LAP	SECTOR 1	SECTOR 2	LAP TIME	MPH	DIFF	TIME OF DAY
1 -		<b>41.171</b>	2:13.027	80.34	9.776	15:13:29.856
2 -	1:23.535	41.532	2:05.067	85.45	1.816	15:15:34.923
3 -	1:22.190	41.256	2:03.446 (2)	86.58	0.195	15:17:38.369
4 -	1:22.268	41.925	2:04.193 (3)	86.06	0.942	15:19:42.562
5 -	<b>1:21.980</b>	41.271	<b>2:03.251 (1)</b>	<b>86.71</b>		<b>15:21:45.813</b>

P2 14		Chris BURRAGE		Kawasaki - Seton tuning		
IDEAL LAP TIME : 2:03.223		BEST LAP TIME : 2:03.317		DIFFERENCE : 0.094		
LAP	SECTOR 1	SECTOR 2	LAP TIME	MPH	DIFF	TIME OF DAY
1 -		41.484	2:12.728	80.52	9.411	15:13:29.557
2 -	1:23.751	41.036	2:04.787	85.65	1.470	15:15:34.344
3 -	<b>1:22.425</b>	41.439	2:03.864 (2)	86.28	0.547	15:17:38.208
4 -	1:22.782	41.703	2:04.485 (3)	85.85	1.168	15:19:42.693
5 -	1:22.519	<b>40.798</b>	<b>2:03.317 (1)</b>	<b>86.67</b>		<b>15:21:46.010</b>

P3 86		Mathew SCOTT		Kawasaki - Dynotech Performance		
IDEAL LAP TIME : 2:08.882		BEST LAP TIME : 2:08.925		DIFFERENCE : 0.043		
LAP	SECTOR 1	SECTOR 2	LAP TIME	MPH	DIFF	TIME OF DAY
1 -		43.255	2:17.901	77.50	8.976	15:13:34.730
2 -	1:26.392	<b>43.228</b>	2:09.620 (2)	82.45	0.695	15:15:44.350
3 -	1:26.112	43.722	2:09.834	82.32	0.909	15:17:54.184
4 -	<b>1:25.654</b>	43.271	<b>2:08.925 (1)</b>	<b>82.90</b>		<b>15:20:03.109</b>
5 -	1:26.511	43.240	2:09.751 (3)	82.37	0.826	15:22:12.860

P4 13 S		Doug EDMONDSON		Yamaha - Stan Stephens Tuning		
IDEAL LAP TIME : 2:08.636		BEST LAP TIME : 2:08.636		DIFFERENCE : 0.000		
LAP	SECTOR 1	SECTOR 2	LAP TIME	MPH	DIFF	TIME OF DAY
1 -		43.943	2:19.088	76.84	10.452	15:13:35.917
2 -	1:26.601	43.272	2:09.873	82.29	1.237	15:15:45.790
3 -	1:26.152	43.170	2:09.322 (2)	82.64	0.686	15:17:55.112
4 -	<b>1:25.737</b>	<b>42.899</b>	<b>2:08.636 (1)</b>	<b>83.08</b>		<b>15:20:03.748</b>
5 -	1:26.382	43.289	2:09.671 (3)	82.42	1.035	15:22:13.419

P5 11		Dan RUTH		Yamaha - Richard Ruth		
IDEAL LAP TIME : 2:08.962		BEST LAP TIME : 2:08.962		DIFFERENCE : 0.000		
LAP	SECTOR 1	SECTOR 2	LAP TIME	MPH	DIFF	TIME OF DAY
1 -		43.498	2:23.301	74.58	14.339	15:13:40.130
2 -	1:26.974	44.830	2:11.804	81.09	2.842	15:15:51.934
3 -	1:26.336	43.376	2:09.712 (2)	82.39	0.750	15:18:01.646
4 -	1:27.128	43.708	2:10.836 (3)	81.69	1.874	15:20:12.482
5 -	<b>1:26.058</b>	<b>42.904</b>	<b>2:08.962 (1)</b>	<b>82.87</b>		<b>15:22:21.444</b>

P6 85		James ROBINSON		Kawasaki - claire palastanga ceramics		
IDEAL LAP TIME : 2:09.807		BEST LAP TIME : 2:09.847		DIFFERENCE : 0.040		
LAP	SECTOR 1	SECTOR 2	LAP TIME	MPH	DIFF	TIME OF DAY
1 -		44.515	2:21.248	75.66	11.401	15:13:38.077
2 -	1:26.575	<b>43.272</b>	<b>2:09.847 (1)</b>	<b>82.31</b>		<b>15:15:47.924</b>
3 -	1:27.351	44.169	2:11.520 (3)	81.26	1.673	15:17:59.444
4 -	1:29.098	43.888	2:12.986	80.36	3.139	15:20:12.430
5 -	<b>1:26.535</b>	43.367	2:09.902 (2)	82.27	0.055	15:22:22.332

Weather / Track : Sunny / Dry

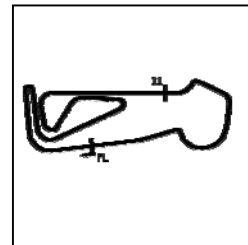
Snetterton 300  
Circuit Length = 2.9689 miles  
Start: 15:11 Flag 15:21 End: 15:24



# BMCRC - MRO Championships 2019 - Rnd 8 @ Snetterton

## EDlasia Formula 400 & Junior Supersport

### RACE 10 - SECTOR ANALYSIS



SECTOR 1 = FL to I1, SECTOR 2 = I1 to FL, DIFF = Difference To Personal Best Lap, P = Crossed Finish Line in Pit Lane, D = Time Disallowed

P7 127 Adam GREEN		Kawasaki - Royal Air Force Motorsport Association				
IDEAL LAP TIME : 2:09.727		BEST LAP TIME : 2:09.727		DIFFERENCE : 0.000		
LAP	SECTOR 1	SECTOR 2	LAP TIME	MPH	DIFF	TIME OF DAY
1 -		43.141	2:18.731	77.04	9.004	15:13:35.560
2 -	1:31.242	45.527	2:16.769	78.14	7.042	15:15:52.329
3 -	1:27.661	43.191	2:10.852 (3)	81.68	1.125	15:18:03.181
4 -	1:26.764	43.123	2:09.887 (2)	82.28	0.160	15:20:13.068
5 -	<b>1:26.733</b>	<b>42.994</b>	<b>2:09.727 (1)</b>	<b>82.38</b>		<b>15:22:22.795</b>

P8 57 Paul FISHER		Kawasaki -				
IDEAL LAP TIME : 2:12.030		BEST LAP TIME : 2:13.377		DIFFERENCE : 1.347		
LAP	SECTOR 1	SECTOR 2	LAP TIME	MPH	DIFF	TIME OF DAY
1 -		<b>43.458</b>	2:21.305	75.63	7.928	15:13:38.134
2 -	<b>1:28.572</b>	45.123	2:13.695 (2)	79.94	0.318	15:15:51.829
3 -	1:29.223	44.154	<b>2:13.377 (1)</b>	<b>80.13</b>		<b>15:18:05.206</b>
4 -	1:29.564	45.996	2:15.560	78.84	2.183	15:20:20.766
5 -	1:30.542	44.345	2:14.887 (3)	79.23	1.510	15:22:35.653

P9 20 Connor SWYER		Kawasaki - WSC Performace & Owkay clothing				
IDEAL LAP TIME : 2:13.500		BEST LAP TIME : 2:13.500		DIFFERENCE : 0.000		
LAP	SECTOR 1	SECTOR 2	LAP TIME	MPH	DIFF	TIME OF DAY
1 -		45.889	2:26.217	73.09	12.717	15:13:43.046
2 -	1:29.990	46.002	2:15.992	78.59	2.492	15:15:59.038
3 -	1:28.991	44.927	2:13.918 (2)	79.81	0.418	15:18:12.956
4 -	1:29.126	44.854	2:13.980 (3)	79.77	0.480	15:20:26.936
5 -	<b>1:28.734</b>	<b>44.766</b>	<b>2:13.500 (1)</b>	<b>80.06</b>		<b>15:22:40.436</b>

P10 37 S Alexander LATHAM		Yamaha - BR-8 / McCrash Racing				
IDEAL LAP TIME : 2:13.327		BEST LAP TIME : 2:13.990		DIFFERENCE : 0.663		
LAP	SECTOR 1	SECTOR 2	LAP TIME	MPH	DIFF	TIME OF DAY
1 -		45.533	2:26.251	73.08	12.261	15:13:43.080
2 -	1:30.132	46.043	2:16.175	78.48	2.185	15:15:59.255
3 -	1:29.229	44.761	<b>2:13.990 (1)</b>	<b>79.76</b>		<b>15:18:13.245</b>
4 -	1:29.490	<b>44.675</b>	2:14.165 (2)	79.66	0.175	15:20:27.410
5 -	<b>1:28.652</b>	46.659	2:15.311 (3)	78.98	1.321	15:22:42.721

P11 77 S Neil GRANT		Yamaha - Merlin Pipes				
IDEAL LAP TIME : 2:16.522		BEST LAP TIME : 2:16.948		DIFFERENCE : 0.426		
LAP	SECTOR 1	SECTOR 2	LAP TIME	MPH	DIFF	TIME OF DAY
1 -		45.852	2:28.410	72.01	11.462	15:13:45.239
2 -	1:32.305	46.350	2:18.655	77.08	1.707	15:16:03.894
3 -	<b>1:31.181</b>	45.767	<b>2:16.948 (1)</b>	<b>78.04</b>		<b>15:18:20.842</b>
4 -	1:32.285	45.595	2:17.880 (3)	77.51	0.932	15:20:38.722
5 -	1:32.015	<b>45.341</b>	2:17.356 (2)	77.81	0.408	15:22:56.078

P12 47 Allan CLARK		Kawasaki - A Clark & Sons Builders				
IDEAL LAP TIME : 2:16.558		BEST LAP TIME : 2:16.558		DIFFERENCE : 0.000		
LAP	SECTOR 1	SECTOR 2	LAP TIME	MPH	DIFF	TIME OF DAY
1 -		46.446	2:29.948	71.27	13.390	15:13:46.777
2 -	1:33.233	47.045	2:20.278	76.19	3.720	15:16:07.055
3 -	1:31.581	45.627	2:17.208 (3)	77.89	0.650	15:18:24.263
4 -	1:31.288	45.611	2:16.899 (2)	78.07	0.341	15:20:41.162
5 -	<b>1:31.103</b>	<b>45.455</b>	<b>2:16.558 (1)</b>	<b>78.26</b>		<b>15:22:57.720</b>

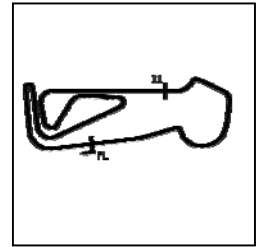
Weather / Track : Sunny / Dry

Snetterton 300  
Circuit Length = 2.9689 miles  
Start: 15:11 Flag 15:21 End: 15:24

# BMCRC - MRO Championships 2019 - Rnd 8 @ Snetterton

## EDlasia Formula 400 & Junior Supersport

### RACE 10 - SECTOR ANALYSIS



SECTOR 1 = FL to I1, SECTOR 2 = I1 to FL, DIFF = Difference To Personal Best Lap, P = Crossed Finish Line in Pit Lane, D = Time Disallowed

P13 55 S		Nick COOPER		Honda - Skint Racing - Wemoto.com		
IDEAL LAP TIME : 2:17.288		BEST LAP TIME : 2:17.288		DIFFERENCE : 0.000		
LAP	SECTOR 1	SECTOR 2	LAP TIME	MPH	DIFF	TIME OF DAY
1 -		46.546	2:28.040	72.19	10.752	15:13:44.869
2 -	1:32.667	47.291	2:19.958	76.36	2.670	15:16:04.827
3 -	1:32.453	46.874	2:19.327 (3)	76.71	2.039	15:18:24.154
4 -	1:32.582	45.981	2:18.563 (2)	77.13	1.275	15:20:42.717
5 -	<b>1:31.364</b>	<b>45.924</b>	<b>2:17.288 (1)</b>	<b>77.85</b>		<b>15:23:00.005</b>

P14 35 S		Sam DIGBY-BAKER		Kawasaki -		
IDEAL LAP TIME : 2:17.211		BEST LAP TIME : 2:17.346		DIFFERENCE : 0.135		
LAP	SECTOR 1	SECTOR 2	LAP TIME	MPH	DIFF	TIME OF DAY
1 -		46.854	2:31.965	70.33	14.619	15:13:48.794
2 -	<b>1:31.885</b>	46.604	2:18.489	77.17	1.143	15:16:07.283
3 -	1:31.887	45.644	2:17.531 (2)	77.71	0.185	15:18:24.814
4 -	1:32.341	45.906	2:18.247 (3)	77.31	0.901	15:20:43.061
5 -	1:32.020	<b>45.326</b>	<b>2:17.346 (1)</b>	<b>77.81</b>		<b>15:23:00.407</b>

P15 56		Kallam SWYER		Kawasaki - Cannadox CBD OIL and lleithyr farms		
IDEAL LAP TIME : 2:21.972		BEST LAP TIME : 2:22.324		DIFFERENCE : 0.352		
LAP	SECTOR 1	SECTOR 2	LAP TIME	MPH	DIFF	TIME OF DAY
1 -		47.103	2:37.770	67.74	15.446	15:13:54.599
2 -	<b>1:34.999</b>	47.810	2:22.809 (3)	74.84	0.485	15:16:17.408
3 -	1:35.072	47.575	2:22.647 (2)	74.92	0.323	15:18:40.055
4 -	1:35.587	47.515	2:23.102	74.68	0.778	15:21:03.157
5 -	1:35.351	<b>46.973</b>	<b>2:22.324 (1)</b>	<b>75.09</b>		<b>15:23:25.481</b>

P16 861 JSS		Owen JENNER		Kawasaki - JB Motorcycles		
IDEAL LAP TIME : 2:12.090		BEST LAP TIME : 2:12.090		DIFFERENCE : 0.000		
LAP	SECTOR 1	SECTOR 2	LAP TIME	MPH	DIFF	TIME OF DAY
1 -		44.227	3:21.625	53.00	1:09.535	15:14:38.454
2 -	1:28.782	44.654	2:13.436	80.09	1.346	15:16:51.890
3 -	1:29.009	44.420	2:13.429 (3)	80.10	1.339	15:19:05.319
4 -	1:28.725	44.224	2:12.949 (2)	80.39	0.859	15:21:18.268
5 -	<b>1:28.178</b>	<b>43.912</b>	<b>2:12.090 (1)</b>	<b>80.91</b>		<b>15:23:30.358</b>

P17 44 JSS		James DUTTON		Kawasaki - John Banks Honda Racing		
IDEAL LAP TIME : 2:12.385		BEST LAP TIME : 2:12.470		DIFFERENCE : 0.085		
LAP	SECTOR 1	SECTOR 2	LAP TIME	MPH	DIFF	TIME OF DAY
1 -		44.129	3:22.983	52.65	1:10.513	15:14:39.812
2 -	1:29.190	44.001	2:13.191	80.24	0.721	15:16:53.003
3 -	<b>1:28.389</b>	44.081	<b>2:12.470 (1)</b>	<b>80.68</b>		<b>15:19:05.473</b>
4 -	1:28.691	44.198	2:12.889 (3)	80.42	0.419	15:21:18.362
5 -	1:28.580	<b>43.996</b>	2:12.576 (2)	80.61	0.106	15:23:30.938

P18 52 JSS		Kam DIXON		Kawasaki - Delicious Racewear		
IDEAL LAP TIME : 2:12.004		BEST LAP TIME : 2:12.195		DIFFERENCE : 0.191		
LAP	SECTOR 1	SECTOR 2	LAP TIME	MPH	DIFF	TIME OF DAY
1 -		44.044	3:23.523	52.51	1:11.328	15:14:40.352
2 -	1:29.240	43.838	2:13.078	80.31	0.883	15:16:53.430
3 -	1:28.787	44.012	2:12.799 (2)	80.48	0.604	15:19:06.229
4 -	<b>1:28.731</b>	43.464	<b>2:12.195 (1)</b>	<b>80.85</b>		<b>15:21:18.424</b>
5 -	1:29.530	<b>43.273</b>	2:12.803 (3)	80.48	0.608	15:23:31.227

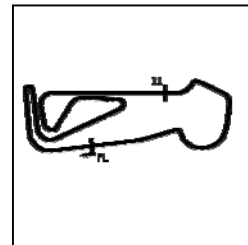
Weather / Track : Sunny / Dry

Snetterton 300  
Circuit Length = 2.9689 miles  
Start: 15:11 Flag 15:21 End: 15:24

# BMCRC - MRO Championships 2019 - Rnd 8 @ Snetterton

## EDlasia Formula 400 & Junior Supersport

### RACE 10 - SECTOR ANALYSIS



SECTOR 1 = FL to I1, SECTOR 2 = I1 to FL, DIFF = Difference To Personal Best Lap, P = Crossed Finish Line in Pit Lane, D = Time Disallowed

P19		9 JSS		Jack BEDNAREK		Yamaha -	
IDEAL LAP TIME : 2:13.657		BEST LAP TIME : 2:13.959		DIFFERENCE : 0.302			
LAP	SECTOR 1	SECTOR 2	LAP TIME	MPH	DIFF	TIME OF DAY	
1 -		44.481	3:23.424	52.54	1:09.465	15:14:40.253	
2 -	1:29.970	<b>43.991</b>	2:13.961 (2)	79.78	0.002	15:16:54.214	
3 -	<b>1:29.666</b>	44.293	<b>2:13.959 (1)</b>	<b>79.78</b>		<b>15:19:08.173</b>	
4 -	1:30.197	44.726	2:14.923 (3)	79.21	0.964	15:21:23.096	
5 -	1:30.479	44.535	2:15.014	79.16	1.055	15:23:38.110	

P20		82 JSS		Alessandro VALENTE		KTM -	
IDEAL LAP TIME : 2:15.138		BEST LAP TIME : 2:15.138		DIFFERENCE : 0.000			
LAP	SECTOR 1	SECTOR 2	LAP TIME	MPH	DIFF	TIME OF DAY	
1 -		46.412	3:27.757	51.44	1:12.619	15:14:44.586	
2 -	1:31.910	45.687	2:17.597	77.67	2.459	15:17:02.183	
3 -	1:31.378	45.505	2:16.883 (2)	78.08	1.745	15:19:19.066	
4 -	1:30.851	46.635	2:17.486 (3)	77.73	2.348	15:21:36.552	
5 -	<b>1:30.355</b>	<b>44.783</b>	<b>2:15.138 (1)</b>	<b>79.09</b>		<b>15:23:51.690</b>	

P21		97 R/S		Nicholas TAIG		Honda - Mantis Motorsports	
IDEAL LAP TIME : 2:32.253		BEST LAP TIME : 2:32.676		DIFFERENCE : 0.423			
LAP	SECTOR 1	SECTOR 2	LAP TIME	MPH	DIFF	TIME OF DAY	
1 -		<b>50.966</b>	2:42.893	65.61	10.217	15:13:59.722	
2 -	1:41.872	51.513	2:33.385 (2)	69.68	0.709	15:16:33.107	
3 -	1:42.196	52.358	2:34.554 (3)	69.15	1.878	15:19:07.661	
4 -	<b>1:41.287</b>	51.389	<b>2:32.676 (1)</b>	<b>70.00</b>		<b>15:21:40.337</b>	
5 -	1:41.452	55.259	2:36.711	68.20	4.035	15:24:17.048	

P22		177 JSS		Joe WHITE		Kawasaki - Just In Graphics / MZ Contracts	
IDEAL LAP TIME : 2:24.563		BEST LAP TIME : 2:24.563		DIFFERENCE : 0.000			
LAP	SECTOR 1	SECTOR 2	LAP TIME	MPH	DIFF	TIME OF DAY	
1 -		48.795	3:36.100	49.45	1:11.537	15:14:52.929	
2 -	1:38.837	48.092	2:26.929 (3)	72.74	2.366	15:17:19.858	
3 -	1:36.901	48.228	2:25.129 (2)	73.64	0.566	15:19:44.987	
4 -	<b>1:36.766</b>	<b>47.797</b>	<b>2:24.563 (1)</b>	<b>73.93</b>		<b>15:22:09.550</b>	

# BMCRC - MRO Championships 2019 - Rnd 8 @ Snetterton

## EDlasia Formula 400 & Junior Supersport

### RACE 10 - BEST SECTORS

SECTOR 1			SECTOR 2			IDEAL / BEST COMPARISON						
POS	NO	NAME	TIME	NO	NAME	TIME	POS	NO	NAME	IDEAL	BEST	DIFF
									<b>PERFECT LAP</b>	<b>2:02.778</b>		
1	126	DAVIES	<b>1:21.980</b>	14	BURRAGE	<b>40.798</b>	1	126	DAVIES	2:03.151	2:03.251	0.100
2	14	BURRAGE	<b>1:22.425</b>	126	DAVIES	<b>41.171</b>	2	14	BURRAGE	2:03.223	2:03.317	0.094
3	86	SCOTT	<b>1:25.654</b>	13	EDMONDSON	<b>42.899</b>	3	13	EDMONDSON	2:08.636	2:08.636	0.000
4	13	EDMONDSON	<b>1:25.737</b>	11	RUTH	<b>42.904</b>	4	86	SCOTT	2:08.882	2:08.925	0.043
5	11	RUTH	<b>1:26.058</b>	127	GREEN	<b>42.994</b>	5	11	RUTH	2:08.962	2:08.962	0.000
6	85	ROBINSON	<b>1:26.535</b>	86	SCOTT	<b>43.228</b>	6	127	GREEN	2:09.727	2:09.727	0.000
7	127	GREEN	<b>1:26.733</b>	85	ROBINSON	<b>43.272</b>	7	85	ROBINSON	2:09.807	2:09.847	0.040
8	861	JENNER	<b>1:28.178</b>	52	DIXON	<b>43.273</b>	8	52	DIXON	2:12.004	2:12.195	0.191
9	44	DUTTON	<b>1:28.389</b>	57	FISHER	<b>43.458</b>	9	57	FISHER	2:12.030	2:13.377	1.347
10	57	FISHER	<b>1:28.572</b>	861	JENNER	<b>43.912</b>	10	861	JENNER	2:12.090	2:12.090	0.000
11	37	LATHAM	<b>1:28.652</b>	9	BEDNAREK	<b>43.991</b>	11	44	DUTTON	2:12.385	2:12.470	0.085
12	52	DIXON	<b>1:28.731</b>	44	DUTTON	<b>43.996</b>	12	37	LATHAM	2:13.327	2:13.990	0.663
13	20	SWYER	<b>1:28.734</b>	37	LATHAM	<b>44.675</b>	13	20	SWYER	2:13.500	2:13.500	0.000
14	9	BEDNAREK	<b>1:29.666</b>	20	SWYER	<b>44.766</b>	14	9	BEDNAREK	2:13.657	2:13.959	0.302
15	82	VALENTE	<b>1:30.355</b>	82	VALENTE	<b>44.783</b>	15	82	VALENTE	2:15.138	2:15.138	0.000
16	47	CLARK	<b>1:31.103</b>	35	DIGBY-BAKER	<b>45.326</b>	16	77	GRANT	2:16.522	2:16.948	0.426
17	77	GRANT	<b>1:31.181</b>	77	GRANT	<b>45.341</b>	17	47	CLARK	2:16.558	2:16.558	0.000
18	55	COOPER	<b>1:31.364</b>	47	CLARK	<b>45.455</b>	18	35	DIGBY-BAKER	2:17.211	2:17.346	0.135
19	35	DIGBY-BAKER	<b>1:31.885</b>	55	COOPER	<b>45.924</b>	19	55	COOPER	2:17.288	2:17.288	0.000
20	56	SWYER	<b>1:34.999</b>	56	SWYER	<b>46.973</b>	20	56	SWYER	2:21.972	2:22.324	0.352
21	177	WHITE	<b>1:36.766</b>	177	WHITE	<b>47.797</b>	21	177	WHITE	2:24.563	2:24.563	0.000
22	97	TAIG	<b>1:41.287</b>	97	TAIG	<b>50.966</b>	22	97	TAIG	2:32.253	2:32.676	0.423

Weather / Track : Sunny / Dry

Results can be found at [www.tsl-timing.com](http://www.tsl-timing.com)

Snetterton 300

Circuit Length = 2.9689 miles

Start: 15:11 Flag 15:21 End: 15:24

Printed - 15:25 Saturday, 14 September 2019

EDlasia Formula 400 & Junior Supersport

RACE 2 - GRID (7 Laps)

ROW 9	27	2:24.563	177	Joe WHITE	26	2:15.138	82	Alessandro VALENTE	25	2:13.959	9	Jack BEDNAREK
ROW 8	24	2:12.470	44	James DUTTON	23	2:12.195	52	Kam DIXON	22	2:12.090	861	Owen JENNER
ROW 7	21				20				19			
ROW 6	18				17	2:32.676	48	Richie WELSH	16	2:32.676	97	Nicholas TAIG
ROW 5	15	2:22.324	56	Kallam SWYER	14	2:17.346	35	Sam DIGBY-BAKER	13	2:17.288	55	Nick COOPER
ROW 4	12	2:16.948	77	Neil GRANT	11	2:16.558	47	Allan CLARK	10	2:13.990	37	Alexander LATHAM
ROW 3	9	2:13.500	20	Connor SWYER	8	2:13.377	57	Paul FISHER	7	2:09.847	85	James ROBINSON
ROW 2	6	2:09.727	127	Adam GREEN	5	2:08.962	11	Dan RUTH	4	2:08.925	86	Mathew SCOTT
ROW 1	3	2:08.636	13	Doug EDMONDSON	2	2:03.317	14	Chris BURRAGE	1	2:03.251	126	Glynn DAVIES
												<b>Pole</b>

Snetterton 300  
Circuit Length = 2.9689 miles

These results are provisional until the conclusion of any judicial and technical matters.

Clerk Of Course :	Steward :	Timekeeper :
-------------------	-----------	--------------

Results can be found at [www.tsl-timing.com](http://www.tsl-timing.com)

Printed - 15:27 Saturday, 14 September 2019



# BMCRC - MRO Championships 2019 - Rnd 8 @ Snetterton



## EDlasia Formula 400 & Junior Supersport

### RACE 2 - CLASSIFICATION

POS	NO	CL	PIC NAME	ENTRY	LAPS	TIME	GAP	DIFF	MPH	BEST	ON
1	126		1 Glynn DAVIES	Kawasaki -	7	14:44.494			84.58	2:04.221	3
2	14		2 Chris BURRAGE	Kawasaki - Seton tuning	7	15:08.088	23.594	23.594	82.38	2:05.101	5
3	86		3 Mathew SCOTT	Kawasaki - Dynotech Performance	7	15:13.506	29.012	5.418	81.90	2:08.702	7
4	11		4 Dan RUTH	Yamaha - Richard Ruth	7	15:15.268	30.774	1.762	81.74	2:09.238	2
5	13	S	1 Doug EDMONDSON	Yamaha - Stan Stephens Tuning	7	15:16.979	32.485	1.711	81.59	2:09.184	5
6	127		5 Adam GREEN	Kawasaki - Royal Air Force Motorsport Association	7	15:21.580	37.086	4.601	81.18	2:09.909	7
7	85		6 James ROBINSON	Kawasaki - claire palastanga ceramics	7	15:28.531	44.037	6.951	80.57	2:11.020	4
8	57		7 Paul FISHER	Kawasaki -	7	15:30.905	46.411	2.374	80.36	2:11.543	4
9	20		8 Connor SWYER	Kawasaki - WSC Performance & Owkay clothing	7	15:41.610	57.116	10.705	79.45	2:12.880	6
10	37	S	2 Alexander LATHAM	Yamaha - BR-8 / McCrash Racing	7	15:50.964	1:06.470	9.354	78.67	2:14.015	2
11	47		9 Allan CLARK	Kawasaki - A Clark & Sons Builders	7	16:09.313	1:24.819	18.349	77.18	2:16.156	7
12	35	S	3 Sam DIGBY-BAKER	Kawasaki -	7	16:14.244	1:29.750	4.931	76.79	2:17.110	5
13	55	S	4 Nick COOPER	Honda - Skint Racing - Wemoto.com	7	16:19.471	1:34.977	5.227	76.38	2:17.123	5
14	56		10 Kallam SWYER	Kawasaki - Cannadox CBD OIL and lleithyr farms	7	16:23.698	1:39.204	4.227	76.05	2:18.010	4
15	52	JSS	1 Kam DIXON	Kawasaki - Delicious Racewear	7	16:36.980	1:52.486	13.282	75.04	2:12.175	7
16	861	JSS	2 Owen JENNER	Kawasaki - JB Motorcycles	7	16:37.445	1:52.951	0.465	75.00	2:12.486	7
17	9	JSS	3 Jack BEDNAREK	Yamaha -	7	16:37.577	1:53.083	0.132	74.99	2:12.293	7
18	44	JSS	4 James DUTTON	Kawasaki - John Banks Honda Racing	7	16:38.323	1:53.829	0.746	74.94	2:12.716	7
19	155	JSS	5 Harrison DESSOY	NINJA 400 - Eastern Garage Racing	6	14:57.109	1 Lap	1 Lap	71.48	2:16.690	2
20	97	R/S	1 Nicholas TAIG	Honda - Mantis Motorsports	6	15:18.573	1 Lap	21.464	69.81	2:31.026	5
21	177	JSS	6 Joe WHITE	Kawasaki - Just In Graphics / MZ Contracts	6	15:32.149	1 Lap	13.576	68.79	2:24.401	4

#### NOT CLASSIFIED

DNF	82	JSS	Alessandro VALENTE	KTM -	2	5:34.404	5 Laps	4 Laps	63.92	2:15.964	2
DNF	77	S	Neil GRANT	Yamaha - Merlin Pipes	0						

#### FASTEST LAP

126			Glynn DAVIES	Kawasaki -	3	2:04.221	86.04 mph	138.46 kph
13	S		Doug EDMONDSON	Yamaha - Stan Stephens Tuning	5	2:09.184	82.73 mph	133.14 kph
52	JSS		Kam DIXON	Kawasaki - Delicious Racewear	7	2:12.175	80.86 mph	130.13 kph
97	R/S		Nicholas TAIG	Honda - Mantis Motorsports	5	2:31.026	70.76 mph	113.89 kph

Class - 92.5% of Race Speed = 78.23 mph

Class S - 92.5% of Race Speed = 75.47 mph

Class JSS - 92.5% of Race Speed = 69.41 mph

Class R/S - 92.5% of Race Speed = 64.57 mph

Snetterton 300

Circuit Length = 2.9689 miles

Start: 10:05 Flag 10:20 End: 10:22

Weather / Track : Sunny / Dry

These results are provisional until the conclusion of any judicial and technical matters.

Clerk Of Course :	Steward :	Timekeeper :
-------------------	-----------	--------------

Results can be found at [www.tsl-timing.com](http://www.tsl-timing.com)

Printed - 10:22 Sunday, 15 September 2019



# BMCRC - MRO Championships 2019 - Rnd 8 @ Snetterton

## EDlasia Formula 400 & Junior Supersport

### RACE 2 - LAP CHART

#### LAP 1 @ 10:07:43.554

NO	BEHIND	LAP TIME
126		2:09.204
86	7.540	2:16.744
11	7.709	2:16.913
13	8.081	2:17.285
57	8.577	2:17.781
127	8.922	2:18.126
85	9.378	2:18.582
37	10.312	2:19.516
20	11.567	2:20.771
47	15.183	2:24.387
55	15.945	2:25.149
35	17.412	2:26.616
56	17.949	2:27.153
14	19.299	2:28.503
97	30.124	2:39.328
861	1:05.841	3:15.045
52	1:05.983	3:15.187
44	1:06.086	3:15.290
9	1:06.445	3:15.649
82	1:09.236	3:18.440
155	1:09.992	3:19.196
177	1:16.260	3:25.464

#### LAP 2 @ 10:09:48.484

NO	BEHIND	LAP TIME
126		2:04.930
11	12.017	2:09.238
86	13.107	2:10.497
13	13.524	2:10.373
127	14.498	2:10.506
85	15.639	2:11.191
57	15.681	2:12.034
37	19.397	2:14.015
20	20.604	2:13.967
14	21.628	2:07.259
47	28.293	2:18.040
35	30.627	2:18.145
55	32.649	2:21.634
56	33.216	2:20.197
97	57.205	2:32.011
52	1:15.287	2:14.234
861	1:15.533	2:14.622
9	1:16.152	2:14.637
44	1:16.230	2:15.074
82	1:20.270	2:15.964
155	1:21.752	2:16.690
177	1:35.993	2:24.663

#### LAP 3 @ 10:11:52.705

NO	BEHIND	LAP TIME
126		2:04.221
11	17.976	2:10.180
86	18.884	2:09.998
13	19.161	2:09.858
127	21.054	2:10.777
14	22.919	2:05.512
57	23.721	2:12.261
85	23.795	2:12.377
20	31.002	2:14.619
37	33.063	2:17.887
47	41.805	2:17.733

35	44.586	2:18.180
56	48.516	2:19.521
55	48.591	2:20.163
52	1:25.160	2:14.094
861	1:25.179	2:13.867
9	1:25.533	2:13.602
44	1:26.104	2:14.095
97	1:26.125	2:33.141
155	1:40.168	2:22.637
177	1:58.902	2:27.130

#### LAP 4 @ 10:13:58.526

NO	BEHIND	LAP TIME
126		2:05.821
11	22.127	2:09.972
14	22.265	2:05.167
86	22.647	2:09.584
13	23.232	2:09.892
127	26.174	2:10.941
85	28.994	2:11.020
57	29.443	2:11.543
20	38.176	2:12.995
37	41.579	2:14.337
47	54.737	2:18.753
35	56.486	2:17.721
55	1:00.263	2:17.493
56	1:00.705	2:18.010
861	1:33.972	2:14.614
9	1:34.037	2:14.325
52	1:34.230	2:14.891
44	1:34.660	2:14.377
97	1:51.562	2:31.258
155	1:53.646	2:19.299

#### LAP 5 @ 10:16:05.272

NO	BEHIND	LAP TIME
126		2:06.746
177	1 Lap	2:24.401
14	20.620	2:05.101
86	24.905	2:09.004
11	25.148	2:09.767
13	25.670	2:09.184
127	30.336	2:10.908
85	33.391	2:11.143
57	34.362	2:11.665
20	44.542	2:13.112
37	50.064	2:15.231
47	1:05.440	2:17.449
35	1:06.850	2:17.110
55	1:10.640	2:17.123
56	1:12.801	2:18.842
52	1:40.570	2:13.086
861	1:40.965	2:13.739
9	1:41.010	2:13.719
44	1:41.533	2:13.619

#### LAP 6 @ 10:18:12.077

NO	BEHIND	LAP TIME
126		2:06.805
155	1 Lap	2:20.537
97	1 Lap	2:31.026
14	20.242	2:06.427
86	27.077	2:08.977

11	28.027	2:09.684
13	28.571	2:09.706
177	1 Lap	2:25.247
127	33.944	2:10.413
85	37.833	2:11.247
57	40.050	2:12.493
20	50.617	2:12.880
37	57.960	2:14.701
47	1:15.430	2:16.795
35	1:18.607	2:18.562
55	1:22.396	2:18.561
56	1:26.225	2:20.229
52	1:47.078	2:13.313
861	1:47.232	2:13.072
9	1:47.557	2:13.352
44	1:47.880	2:13.152

#### LAP 7 @ 10:20:18.844

NO	BEHIND	LAP TIME
126		2:06.767
155	1 Lap	2:18.750
14	23.594	2:10.119
86	29.012	2:08.702
11	30.774	2:09.514
13	32.485	2:10.681
97	1 Lap	2:31.809
127	37.086	2:09.909
85	44.037	2:12.971
57	46.411	2:13.128
177	1 Lap	2:25.244
20	57.116	2:13.266
37	1:06.470	2:15.277
47	1:24.819	2:16.156
35	1:29.750	2:17.910
55	1:34.977	2:19.348
56	1:39.204	2:19.746
52	1:52.486	2:12.175
861	1:52.951	2:12.486
9	1:53.083	2:12.293
44	1:53.829	2:12.716

Weather / Track : Sunny / Dry

Results can be found at [www.tsl-timing.com](http://www.tsl-timing.com)

Snetterton 300

Circuit Length = 2.9689 miles

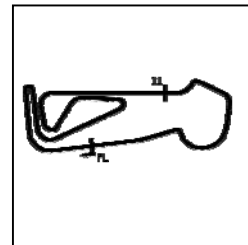
Start: 10:05 Flag 10:20 End: 10:22

Printed - 10:23 Sunday, 15 September 2019

# BMCR - MRO Championships 2019 - Rnd 8 @ Snetterton

## EDlasia Formula 400 & Junior Supersport

### RACE 2 - SECTOR ANALYSIS



SECTOR 1 = FL to I1, SECTOR 2 = I1 to FL, DIFF = Difference To Personal Best Lap, P = Crossed Finish Line in Pit Lane, D = Time Disallowed

P1 126		Glynn DAVIES		Kawasaki -		
IDEAL LAP TIME : 2:04.221		BEST LAP TIME : 2:04.221		DIFFERENCE : 0.000		
LAP	SECTOR 1	SECTOR 2	LAP TIME	MPH	DIFF	TIME OF DAY
1 -		41.876	2:09.204	82.72	4.983	10:07:43.554
2 -	1:22.967	41.963	2:04.930 (2)	85.55	0.709	10:09:48.484
3 -	<b>1:22.479</b>	<b>41.742</b>	<b>2:04.221 (1)</b>	<b>86.04</b>		<b>10:11:52.705</b>
4 -	1:23.562	42.259	2:05.821 (3)	84.94	1.600	10:13:58.526
5 -	1:24.389	42.357	2:06.746	84.32	2.525	10:16:05.272
6 -	1:24.326	42.479	2:06.805	84.28	2.584	10:18:12.077
7 -	1:23.973	42.794	2:06.767	84.31	2.546	10:20:18.844

P2 14		Chris BURRAGE		Kawasaki - Seton tuning		
IDEAL LAP TIME : 2:04.939		BEST LAP TIME : 2:05.101		DIFFERENCE : 0.162		
LAP	SECTOR 1	SECTOR 2	LAP TIME	MPH	DIFF	TIME OF DAY
1 -		1:00.715	2:28.503	71.97	23.402	10:08:02.853
2 -	1:24.964	42.295	2:07.259	83.98	2.158	10:10:10.112
3 -	1:23.663	41.849	2:05.512 (3)	85.15	0.411	10:12:15.624
4 -	<b>1:23.092</b>	<b>42.075</b>	<b>2:05.167 (2)</b>	<b>85.39</b>	0.066	<b>10:14:20.791</b>
5 -	1:23.254	<b>41.847</b>	<b>2:05.101 (1)</b>	<b>85.43</b>		<b>10:16:25.892</b>
6 -	1:24.336	42.091	2:06.427	84.53	1.326	10:18:32.319
7 -	1:24.016	46.103	2:10.119	82.14	5.018	10:20:42.438

P3 86		Mathew SCOTT		Kawasaki - Dynotech Performance		
IDEAL LAP TIME : 2:08.192		BEST LAP TIME : 2:08.702		DIFFERENCE : 0.510		
LAP	SECTOR 1	SECTOR 2	LAP TIME	MPH	DIFF	TIME OF DAY
1 -		44.177	2:16.744	78.16	8.042	10:07:51.094
2 -	1:27.160	43.337	2:10.497	81.90	1.795	10:10:01.591
3 -	1:26.444	43.554	2:09.998	82.21	1.296	10:12:11.589
4 -	1:26.252	43.332	2:09.584	82.47	0.882	10:14:21.173
5 -	1:25.988	<b>43.016</b>	2:09.004 (3)	82.85	0.302	10:16:30.177
6 -	1:25.870	43.107	2:08.977 (2)	82.86	0.275	10:18:39.154
7 -	<b>1:25.176</b>	43.526	<b>2:08.702 (1)</b>	<b>83.04</b>		<b>10:20:47.856</b>

P4 11		Dan RUTH		Yamaha - Richard Ruth		
IDEAL LAP TIME : 2:08.783		BEST LAP TIME : 2:09.238		DIFFERENCE : 0.455		
LAP	SECTOR 1	SECTOR 2	LAP TIME	MPH	DIFF	TIME OF DAY
1 -		43.989	2:16.913	78.06	7.675	10:07:51.263
2 -	1:25.865	43.373	<b>2:09.238 (1)</b>	<b>82.70</b>		<b>10:10:00.501</b>
3 -	1:26.870	43.310	2:10.180	82.10	0.942	10:12:10.681
4 -	1:26.493	43.479	2:09.972	82.23	0.734	10:14:20.653
5 -	1:26.533	43.234	2:09.767	82.36	0.529	10:16:30.420
6 -	1:26.710	<b>42.974</b>	2:09.684 (3)	82.41	0.446	10:18:40.104
7 -	<b>1:25.809</b>	43.705	2:09.514 (2)	82.52	0.276	10:20:49.618

P5 13 S		Doug EDMONDSON		Yamaha - Stan Stephens Tuning		
IDEAL LAP TIME : 2:08.856		BEST LAP TIME : 2:09.184		DIFFERENCE : 0.328		
LAP	SECTOR 1	SECTOR 2	LAP TIME	MPH	DIFF	TIME OF DAY
1 -		44.363	2:17.285	77.85	8.101	10:07:51.635
2 -	1:27.074	43.299	2:10.373	81.98	1.189	10:10:02.008
3 -	1:26.565	43.293	2:09.858 (3)	82.30	0.674	10:12:11.866
4 -	<b>1:25.893</b>	43.999	2:09.892	82.28	0.708	10:14:21.758
5 -	1:26.221	<b>42.963</b>	<b>2:09.184 (1)</b>	<b>82.73</b>		<b>10:16:30.942</b>
6 -	1:26.572	43.134	2:09.706 (2)	82.40	0.522	10:18:40.648
7 -	1:26.181	44.500	2:10.681	81.78	1.497	10:20:51.329

Weather / Track : Sunny / Dry

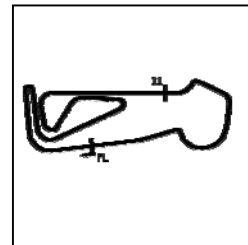
Snetterton 300  
Circuit Length = 2.9689 miles  
Start: 10:05 Flag 10:20 End: 10:22



# BMCR - MRO Championships 2019 - Rnd 8 @ Snetterton

## EDlasia Formula 400 & Junior Supersport

### RACE 2 - SECTOR ANALYSIS



SECTOR 1 = FL to I1, SECTOR 2 = I1 to FL, DIFF = Difference To Personal Best Lap, P = Crossed Finish Line in Pit Lane, D = Time Disallowed

P6 127 Adam GREEN		Kawasaki - Royal Air Force Motorsport Association				
IDEAL LAP TIME : 2:09.909		BEST LAP TIME : 2:09.909		DIFFERENCE : 0.000		
LAP	SECTOR 1	SECTOR 2	LAP TIME	MPH	DIFF	TIME OF DAY
1 -		44.541	2:18.126	77.37	8.217	10:07:52.476
2 -	1:26.934	43.572	2:10.506 (3)	81.89	0.597	10:10:02.982
3 -	1:27.260	43.517	2:10.777	81.72	0.868	10:12:13.759
4 -	1:27.578	43.363	2:10.941	81.62	1.032	10:14:24.700
5 -	1:27.328	43.580	2:10.908	81.64	0.999	10:16:35.608
6 -	1:27.061	43.352	2:10.413 (2)	81.95	0.504	10:18:46.021
7 -	<b>1:26.821</b>	<b>43.088</b>	<b>2:09.909 (1)</b>	<b>82.27</b>		<b>10:20:55.930</b>

P7 85 James ROBINSON		Kawasaki - claire palastanga ceramics				
IDEAL LAP TIME : 2:10.774		BEST LAP TIME : 2:11.020		DIFFERENCE : 0.246		
LAP	SECTOR 1	SECTOR 2	LAP TIME	MPH	DIFF	TIME OF DAY
1 -		44.241	2:18.582	77.12	7.562	10:07:52.932
2 -	1:27.416	43.775	2:11.191 (3)	81.46	0.171	10:10:04.123
3 -	1:27.565	44.812	2:12.377	80.73	1.357	10:12:16.500
4 -	1:27.317	<b>43.703</b>	<b>2:11.020 (1)</b>	<b>81.57</b>		<b>10:14:27.520</b>
5 -	<b>1:27.071</b>	44.072	2:11.143 (2)	81.49	0.123	10:16:38.663
6 -	1:27.160	44.087	2:11.247	81.43	0.227	10:18:49.910
7 -	1:28.305	44.666	2:12.971	80.37	1.951	10:21:02.881

P8 57 Paul FISHER		Kawasaki -				
IDEAL LAP TIME : 2:11.076		BEST LAP TIME : 2:11.543		DIFFERENCE : 0.467		
LAP	SECTOR 1	SECTOR 2	LAP TIME	MPH	DIFF	TIME OF DAY
1 -		44.262	2:17.781	77.57	6.238	10:07:52.131
2 -	1:28.107	43.927	2:12.034 (3)	80.94	0.491	10:10:04.165
3 -	1:28.077	44.184	2:12.261	80.81	0.718	10:12:16.426
4 -	1:27.841	43.702	<b>2:11.543 (1)</b>	<b>81.25</b>		<b>10:14:27.969</b>
5 -	1:27.965	<b>43.700</b>	2:11.665 (2)	81.17	0.122	10:16:39.634
6 -	<b>1:27.376</b>	45.117	2:12.493	80.66	0.950	10:18:52.127
7 -	1:27.661	45.467	2:13.128	80.28	1.585	10:21:05.255

P9 20 Connor SWYER		Kawasaki - WSC Performace & Owkay clothing				
IDEAL LAP TIME : 2:12.522		BEST LAP TIME : 2:12.880		DIFFERENCE : 0.358		
LAP	SECTOR 1	SECTOR 2	LAP TIME	MPH	DIFF	TIME OF DAY
1 -		44.694	2:20.771	75.92	7.891	10:07:55.121
2 -	1:29.449	44.518	2:13.967	79.78	1.087	10:10:09.088
3 -	1:29.842	44.777	2:14.619	79.39	1.739	10:12:23.707
4 -	1:28.547	44.448	2:12.995 (2)	80.36	0.115	10:14:36.702
5 -	1:28.758	<b>44.354</b>	2:13.112 (3)	80.29	0.232	10:16:49.814
6 -	<b>1:28.168</b>	44.712	<b>2:12.880 (1)</b>	<b>80.43</b>		<b>10:19:02.694</b>
7 -	1:28.600	44.666	2:13.266	80.20	0.386	10:21:15.960

P10 37 S Alexander LATHAM		Yamaha - BR-8 / McCrash Racing				
IDEAL LAP TIME : 2:13.229		BEST LAP TIME : 2:14.015		DIFFERENCE : 0.786		
LAP	SECTOR 1	SECTOR 2	LAP TIME	MPH	DIFF	TIME OF DAY
1 -		<b>44.575</b>	2:19.516	76.60	5.501	10:07:53.866
2 -	<b>1:28.654</b>	45.361	<b>2:14.015 (1)</b>	<b>79.75</b>		<b>10:10:07.881</b>
3 -	1:32.526	45.361	2:17.887	77.51	3.872	10:12:25.768
4 -	1:29.515	44.822	2:14.337 (2)	79.56	0.322	10:14:40.105
5 -	1:30.321	44.910	2:15.231	79.03	1.216	10:16:55.336
6 -	1:29.839	44.862	2:14.701 (3)	79.34	0.686	10:19:10.037
7 -	1:30.510	44.767	2:15.277	79.00	1.262	10:21:25.314

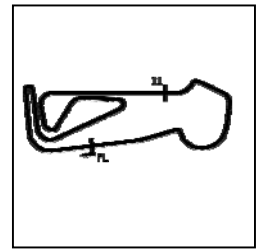
Weather / Track : Sunny / Dry

Snetterton 300  
Circuit Length = 2.9689 miles  
Start: 10:05 Flag 10:20 End: 10:22

# BMCR - MRO Championships 2019 - Rnd 8 @ Snetterton

## EDlasia Formula 400 & Junior Supersport

### RACE 2 - SECTOR ANALYSIS



SECTOR 1 = FL to I1, SECTOR 2 = I1 to FL, DIFF = Difference To Personal Best Lap, P = Crossed Finish Line in Pit Lane, D = Time Disallowed

P11 47		Allan CLARK		Kawasaki - A Clark & Sons Builders		
IDEAL LAP TIME : 2:16.156		BEST LAP TIME : 2:16.156		DIFFERENCE : 0.000		
LAP	SECTOR 1	SECTOR 2	LAP TIME	MPH	DIFF	TIME OF DAY
1 -		46.659	2:24.387	74.02	8.231	10:07:58.737
2 -	1:31.535	46.505	2:18.040	77.42	1.884	10:10:16.777
3 -	1:31.490	46.243	2:17.733	77.60	1.577	10:12:34.510
4 -	1:32.345	46.408	2:18.753	77.02	2.597	10:14:53.263
5 -	1:31.873	45.576	2:17.449 (3)	77.76	1.293	10:17:10.712
6 -	1:30.905	45.890	2:16.795 (2)	78.13	0.639	10:19:27.507
7 -	<b>1:30.624</b>	<b>45.532</b>	<b>2:16.156 (1)</b>	<b>78.49</b>		<b>10:21:43.663</b>

P12 35 S		Sam DIGBY-BAKER		Kawasaki -		
IDEAL LAP TIME : 2:17.110		BEST LAP TIME : 2:17.110		DIFFERENCE : 0.000		
LAP	SECTOR 1	SECTOR 2	LAP TIME	MPH	DIFF	TIME OF DAY
1 -		47.297	2:26.616	72.89	9.506	10:08:00.966
2 -	1:32.098	46.047	2:18.145	77.36	1.035	10:10:19.111
3 -	1:32.172	46.008	2:18.180	77.34	1.070	10:12:37.291
4 -	1:31.916	45.805	2:17.721 (2)	77.60	0.611	10:14:55.012
5 -	<b>1:31.463</b>	<b>45.647</b>	<b>2:17.110 (1)</b>	<b>77.95</b>		<b>10:17:12.122</b>
6 -	1:32.679	45.883	2:18.562	77.13	1.452	10:19:30.684
7 -	1:31.954	45.956	2:17.910 (3)	77.50	0.800	10:21:48.594

P13 55 S		Nick COOPER		Honda - Skint Racing - Wemoto.com		
IDEAL LAP TIME : 2:17.069		BEST LAP TIME : 2:17.123		DIFFERENCE : 0.054		
LAP	SECTOR 1	SECTOR 2	LAP TIME	MPH	DIFF	TIME OF DAY
1 -		47.241	2:25.149	73.63	8.026	10:07:59.499
2 -	1:35.015	46.619	2:21.634	75.46	4.511	10:10:21.133
3 -	1:32.986	47.177	2:20.163	76.25	3.040	10:12:41.296
4 -	1:31.390	<b>46.103</b>	2:17.493 (2)	77.73	0.370	10:14:58.789
5 -	<b>1:30.966</b>	46.157	<b>2:17.123 (1)</b>	<b>77.94</b>		<b>10:17:15.912</b>
6 -	1:31.681	46.880	2:18.561 (3)	77.13	1.438	10:19:34.473
7 -	1:32.540	46.808	2:19.348	76.70	2.225	10:21:53.821

P14 56		Kallam SWYER		Kawasaki - Cannadox CBD OIL and lleithyr farms		
IDEAL LAP TIME : 2:18.010		BEST LAP TIME : 2:18.010		DIFFERENCE : 0.000		
LAP	SECTOR 1	SECTOR 2	LAP TIME	MPH	DIFF	TIME OF DAY
1 -		46.946	2:27.153	72.63	9.143	10:08:01.503
2 -	1:33.443	46.754	2:20.197	76.23	2.187	10:10:21.700
3 -	1:32.380	47.141	2:19.521 (3)	76.60	1.511	10:12:41.221
4 -	<b>1:32.125</b>	<b>45.885</b>	<b>2:18.010 (1)</b>	<b>77.44</b>		<b>10:14:59.231</b>
5 -	1:32.283	46.559	2:18.842 (2)	76.98	0.832	10:17:18.073
6 -	1:33.872	46.357	2:20.229	76.21	2.219	10:19:38.302
7 -	1:33.391	46.355	2:19.746	76.48	1.736	10:21:58.048

P15 52 JSS		Kam DIXON		Kawasaki - Delicious Racewear		
IDEAL LAP TIME : 2:12.111		BEST LAP TIME : 2:12.175		DIFFERENCE : 0.064		
LAP	SECTOR 1	SECTOR 2	LAP TIME	MPH	DIFF	TIME OF DAY
1 -		44.806	3:15.187	54.75	1:03.012	10:08:49.537
2 -	1:30.057	44.177	2:14.234	79.62	2.059	10:11:03.771
3 -	1:29.669	44.425	2:14.094	79.70	1.919	10:13:17.865
4 -	1:30.023	44.868	2:14.891	79.23	2.716	10:15:32.756
5 -	1:29.392	<b>43.694</b>	2:13.086 (2)	80.30	0.911	10:17:45.842
6 -	1:29.328	43.985	2:13.313 (3)	80.17	1.138	10:19:59.155
7 -	<b>1:28.417</b>	43.758	<b>2:12.175 (1)</b>	<b>80.86</b>		<b>10:22:11.330</b>

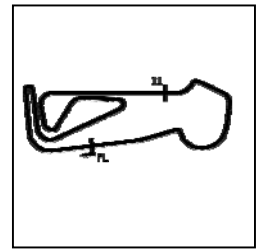
Weather / Track : Sunny / Dry

Snetterton 300  
Circuit Length = 2.9689 miles  
Start: 10:05 Flag 10:20 End: 10:22

# BMCR - MRO Championships 2019 - Rnd 8 @ Snetterton

## EDlasia Formula 400 & Junior Supersport

### RACE 2 - SECTOR ANALYSIS



SECTOR 1 = FL to I1, SECTOR 2 = I1 to FL, DIFF = Difference To Personal Best Lap, P = Crossed Finish Line in Pit Lane, D = Time Disallowed

P16 861 JSS Owen JENNER		Kawasaki - JB Motorcycles				
IDEAL LAP TIME : 2:12.486		BEST LAP TIME : 2:12.486		DIFFERENCE : 0.000		
LAP	SECTOR 1	SECTOR 2	LAP TIME	MPH	DIFF	TIME OF DAY
1 -		45.389	3:15.045	54.79	1:02.559	10:08:49.395
2 -	1:30.159	44.463	2:14.622	79.39	2.136	10:11:04.017
3 -	1:29.447	44.420	2:13.867	79.84	1.381	10:13:17.884
4 -	1:29.938	44.676	2:14.614	79.39	2.128	10:15:32.498
5 -	1:29.675	44.064	2:13.739 (3)	79.91	1.253	10:17:46.237
6 -	1:28.970	44.102	2:13.072 (2)	80.31	0.586	10:19:59.309
7 -	<b>1:28.938</b>	<b>43.548</b>	<b>2:12.486 (1)</b>	<b>80.67</b>		<b>10:22:11.795</b>

P17 9 JSS Jack BEDNAREK		Yamaha -				
IDEAL LAP TIME : 2:12.293		BEST LAP TIME : 2:12.293		DIFFERENCE : 0.000		
LAP	SECTOR 1	SECTOR 2	LAP TIME	MPH	DIFF	TIME OF DAY
1 -		44.502	3:15.649	54.62	1:03.356	10:08:49.999
2 -	1:30.258	44.379	2:14.637	79.38	2.344	10:11:04.636
3 -	1:29.461	44.141	2:13.602 (3)	79.99	1.309	10:13:18.238
4 -	1:29.776	44.549	2:14.325	79.56	2.032	10:15:32.563
5 -	1:29.639	44.080	2:13.719	79.92	1.426	10:17:46.282
6 -	1:29.144	44.208	2:13.352 (2)	80.14	1.059	10:19:59.634
7 -	<b>1:28.676</b>	<b>43.617</b>	<b>2:12.293 (1)</b>	<b>80.79</b>		<b>10:22:11.927</b>

P18 44 JSS James DUTTON		Kawasaki - John Banks Honda Racing				
IDEAL LAP TIME : 2:12.716		BEST LAP TIME : 2:12.716		DIFFERENCE : 0.000		
LAP	SECTOR 1	SECTOR 2	LAP TIME	MPH	DIFF	TIME OF DAY
1 -		44.870	3:15.290	54.72	1:02.574	10:08:49.640
2 -	1:30.219	44.855	2:15.074	79.12	2.358	10:11:04.714
3 -	1:29.587	44.508	2:14.095	79.70	1.379	10:13:18.809
4 -	1:29.345	45.032	2:14.377	79.53	1.661	10:15:33.186
5 -	1:29.516	44.103	2:13.619 (3)	79.98	0.903	10:17:46.805
6 -	1:28.871	44.281	2:13.152 (2)	80.26	0.436	10:19:59.957
7 -	<b>1:28.651</b>	<b>44.065</b>	<b>2:12.716 (1)</b>	<b>80.53</b>		<b>10:22:12.673</b>

P19 155 JSS Harrison DESOY		NINJA 400 - Eastern Garage Racing				
IDEAL LAP TIME : 2:16.690		BEST LAP TIME : 2:16.690		DIFFERENCE : 0.000		
LAP	SECTOR 1	SECTOR 2	LAP TIME	MPH	DIFF	TIME OF DAY
1 -		46.113	3:19.196	53.65	1:02.506	10:08:53.546
2 -	<b>1:31.168</b>	<b>45.522</b>	<b>2:16.690 (1)</b>	<b>78.19</b>		<b>10:11:10.236</b>
3 -	1:36.866	45.771	2:22.637	74.93	5.947	10:13:32.873
4 -	1:32.787	46.512	2:19.299 (3)	76.72	2.609	10:15:52.172
5 -	1:34.554	45.983	2:20.537	76.05	3.847	10:18:12.709
6 -	1:31.926	46.824	2:18.750 (2)	77.03	2.060	10:20:31.459

P20 97 R/S Nicholas TAIG		Honda - Mantis Motorsports				
IDEAL LAP TIME : 2:29.750		BEST LAP TIME : 2:31.026		DIFFERENCE : 1.276		
LAP	SECTOR 1	SECTOR 2	LAP TIME	MPH	DIFF	TIME OF DAY
1 -		52.370	2:39.328	67.08	8.302	10:08:13.678
2 -	1:41.038	50.973	2:32.011	70.31	0.985	10:10:45.689
3 -	1:40.863	52.278	2:33.141	69.79	2.115	10:13:18.830
4 -	1:40.185	51.073	2:31.258 (2)	70.66	0.232	10:15:50.088
5 -	1:40.715	<b>50.311</b>	<b>2:31.026 (1)</b>	<b>70.76</b>		<b>10:18:21.114</b>
6 -	<b>1:39.439</b>	52.370	2:31.809 (3)	70.40	0.783	10:20:52.923

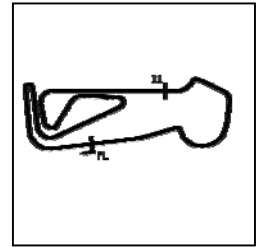
Weather / Track : Sunny / Dry

Snetterton 300  
Circuit Length = 2.9689 miles  
Start: 10:05 Flag 10:20 End: 10:22

# BMCRC - MRO Championships 2019 - Rnd 8 @ Snetterton

## EDlasia Formula 400 & Junior Supersport

### RACE 2 - SECTOR ANALYSIS



SECTOR 1 = FL to I1, SECTOR 2 = I1 to FL, DIFF = Difference To Personal Best Lap, P = Crossed Finish Line in Pit Lane, D = Time Disallowed

<b>P21 177 JSS Joe WHITE</b>		Kawasaki - Just In Graphics / MZ Contracts				
IDEAL LAP TIME : 2:24.401		BEST LAP TIME : 2:24.401		DIFFERENCE : 0.000		
LAP	SECTOR 1	SECTOR 2	LAP TIME	MPH	DIFF	TIME OF DAY
1 -		49.078	3:25.464	52.01	1:01.063	10:08:59.814
2 -	1:36.101	48.562	2:24.663 (2)	73.88	0.262	10:11:24.477
3 -	1:38.353	48.777	2:27.130	72.64	2.729	10:13:51.607
4 -	<b>1:36.024</b>	<b>48.377</b>	<b>2:24.401 (1)</b>	<b>74.01</b>		<b>10:16:16.008</b>
5 -	1:36.198	49.049	2:25.247	73.58	0.846	10:18:41.255
6 -	1:36.813	48.431	2:25.244 (3)	73.58	0.843	10:21:06.499

<b>P22 82 JSS Alessandro VALENTE</b>		KTM -				
IDEAL LAP TIME : 2:15.964		BEST LAP TIME : 2:15.964		DIFFERENCE : 0.000		
LAP	SECTOR 1	SECTOR 2	LAP TIME	MPH	DIFF	TIME OF DAY
1 -		45.673	3:18.440	53.86	1:02.476	10:08:52.790
2 -	<b>1:31.200</b>	<b>44.764</b>	<b>2:15.964 (1)</b>	<b>78.60</b>		<b>10:11:08.754</b>

# BMCRC - MRO Championships 2019 - Rnd 8 @ Snetterton

## EDlasia Formula 400 & Junior Supersport

### RACE 2 - BEST SECTORS

SECTOR 1			SECTOR 2			IDEAL / BEST COMPARISON						
POS	NO	NAME	TIME	NO	NAME	TIME	POS	NO	NAME	IDEAL	BEST	DIFF
									<b>PERFECT LAP</b>	<b>2:04.221</b>		
1	126	DAVIES	<b>1:22.479</b>	126	DAVIES	<b>41.742</b>	1	126	DAVIES	2:04.221	2:04.221	0.000
2	14	BURRAGE	<b>1:23.092</b>	14	BURRAGE	<b>41.847</b>	2	14	BURRAGE	2:04.939	2:05.101	0.162
3	86	SCOTT	<b>1:25.176</b>	13	EDMONDSON	<b>42.963</b>	3	86	SCOTT	2:08.192	2:08.702	0.510
4	11	RUTH	<b>1:25.809</b>	11	RUTH	<b>42.974</b>	4	11	RUTH	2:08.783	2:09.238	0.455
5	13	EDMONDSON	<b>1:25.893</b>	86	SCOTT	<b>43.016</b>	5	13	EDMONDSON	2:08.856	2:09.184	0.328
6	127	GREEN	<b>1:26.821</b>	127	GREEN	<b>43.088</b>	6	127	GREEN	2:09.909	2:09.909	0.000
7	85	ROBINSON	<b>1:27.071</b>	861	JENNER	<b>43.548</b>	7	85	ROBINSON	2:10.774	2:11.020	0.246
8	57	FISHER	<b>1:27.376</b>	9	BEDNAREK	<b>43.617</b>	8	57	FISHER	2:11.076	2:11.543	0.467
9	20	SWYER	<b>1:28.168</b>	52	DIXON	<b>43.694</b>	9	52	DIXON	2:12.111	2:12.175	0.064
10	52	DIXON	<b>1:28.417</b>	57	FISHER	<b>43.700</b>	10	9	BEDNAREK	2:12.293	2:12.293	0.000
11	44	DUTTON	<b>1:28.651</b>	85	ROBINSON	<b>43.703</b>	11	861	JENNER	2:12.486	2:12.486	0.000
12	37	LATHAM	<b>1:28.654</b>	44	DUTTON	<b>44.065</b>	12	20	SWYER	2:12.522	2:12.880	0.358
13	9	BEDNAREK	<b>1:28.676</b>	20	SWYER	<b>44.354</b>	13	44	DUTTON	2:12.716	2:12.716	0.000
14	861	JENNER	<b>1:28.938</b>	37	LATHAM	<b>44.575</b>	14	37	LATHAM	2:13.229	2:14.015	0.786
15	47	CLARK	<b>1:30.624</b>	82	VALENTE	<b>44.764</b>	15	82	VALENTE	2:15.964	2:15.964	0.000
16	55	COOPER	<b>1:30.966</b>	155	DESSOY	<b>45.522</b>	16	47	CLARK	2:16.156	2:16.156	0.000
17	155	DESSOY	<b>1:31.168</b>	47	CLARK	<b>45.532</b>	17	155	DESSOY	2:16.690	2:16.690	0.000
18	82	VALENTE	<b>1:31.200</b>	35	DIGBY-BAKER	<b>45.647</b>	18	55	COOPER	2:17.069	2:17.123	0.054
19	35	DIGBY-BAKER	<b>1:31.463</b>	56	SWYER	<b>45.885</b>	19	35	DIGBY-BAKER	2:17.110	2:17.110	0.000
20	56	SWYER	<b>1:32.125</b>	55	COOPER	<b>46.103</b>	20	56	SWYER	2:18.010	2:18.010	0.000
21	177	WHITE	<b>1:36.024</b>	177	WHITE	<b>48.377</b>	21	177	WHITE	2:24.401	2:24.401	0.000
22	97	TAIG	<b>1:39.439</b>	97	TAIG	<b>50.311</b>	22	97	TAIG	2:29.750	2:31.026	1.276
23												

Weather / Track : Sunny / Dry

Results can be found at [www.tsl-timing.com](http://www.tsl-timing.com)

Snetterton 300  
Circuit Length = 2.9689 miles  
Start: 10:05 Flag 10:20 End: 10:22

Printed - 10:23 Sunday, 15 September 2019

EDlasia Formula 400 & Junior Supersport

RACE 11 - GRID (7 Laps)

ROW 10	1	2:24.401	28	177	Joe WHITE			
ROW 9	27	2:16.690	26	82	Alessandro VALENTE	25	44	James DUTTON
ROW 8	24	2:12.486	23	9	Jack BEDNAREK	22	52	Kam DIXON
ROW 7	21		20			19		
ROW 6	18		17	48	Richie WELSH	16	77	Neil GRANT
ROW 5	15	2:31.026	14	56	Kallam SWYER	13	55	Nick COOPER
ROW 4	12	2:17.110	11	47	Allan CLARK	10	37	Alexander LATHAM
ROW 3	9	2:12.880	8	57	Paul FISHER	7	85	James ROBINSON
ROW 2	6	2:09.909	5	11	Dan RUTH	4	13	Doug EDMONDSON
ROW 1	3	2:08.702	2	14	Chris BURRAGE	1	126	Glynn DAVIES

**Pole**

Snetterton 300  
Circuit Length = 2.9689 miles

These results are provisional until the conclusion of any judicial and technical matters.

Clerk Of Course :	Steward :	Timekeeper :
-------------------	-----------	--------------

Results can be found at [www.tsl-timing.com](http://www.tsl-timing.com)

Printed - 10:25 Sunday, 15 September 2019



BMCRC - MRO Championships 2019 - Rnd 8 @ Snetterton



EDlasia Formula 400 & Junior Supersport

RACE 11 - CLASSIFICATION

POS	NO	CL	PIC NAME	ENTRY	LAPS	TIME	GAP	DIFF	MPH	BEST	ON
1	126		1 Glynn DAVIES	Kawasaki -	7	14:42.430			84.78	2:04.867	4
2	13	S	1 Doug EDMONDSON	Yamaha - Stan Stephens Tuning	7	15:08.128	25.698	25.698	82.38	2:08.772	4
3	86		2 Mathew SCOTT	Kawasaki - Dynotech Performance	7	15:14.671	32.241	6.543	81.79	2:09.613	3
4	11		3 Dan RUTH	Yamaha - Richard Ruth	7	15:16.467	34.037	1.796	81.63	2:09.860	4
5	127		4 Adam GREEN	Kawasaki - Royal Air Force Motorsport Association	7	15:23.345	40.915	6.878	81.02	2:10.231	2
6	85		5 James ROBINSON	Kawasaki - claire palastanga ceramics	7	15:23.890	41.460	0.545	80.97	2:10.234	6
7	57		6 Paul FISHER	Kawasaki -	7	15:46.241	1:03.811	22.351	79.06	2:13.398	2
8	37	S	2 Alexander LATHAM	Yamaha - BR-8 / McCrash Racing	7	15:46.795	1:04.365	0.554	79.02	2:12.884	7
9	77	S	3 Neil GRANT	Yamaha - Merlin Pipes	7	15:55.912	1:13.482	9.117	78.26	2:13.909	7
10	20		7 Connor SWYER	Kawasaki - WSC Performance & Owkay clothing	7	15:55.994	1:13.564	0.082	78.26	2:13.985	7
11	35	S	4 Sam DIGBY-BAKER	Kawasaki -	7	16:17.934	1:35.504	21.940	76.50	2:17.534	2
12	47		8 Allan CLARK	Kawasaki - A Clark & Sons Builders	7	16:23.151	1:40.721	5.217	76.09	2:17.461	2
13	861	JSS	1 Owen JENNER	Kawasaki - JB Motorcycles	7	16:38.089	1:55.659	14.938	74.95	2:12.120	7
14	52	JSS	2 Kam DIXON	Kawasaki - Delicious Racewear	7	16:38.100	1:55.670	0.011	74.95	2:12.036	7
15	44	JSS	3 James DUTTON	Kawasaki - John Banks Honda Racing	7	16:38.728	1:56.298	0.628	74.91	2:12.674	7
16	82	JSS	4 Alessandro VALENTE	KTM -	7	16:59.841	2:17.411	21.113	73.36	2:14.928	3
17	9	JSS	5 Jack BEDNAREK	Yamaha -	7	17:34.411	2:51.981	34.570	70.95	2:14.947	3
18	155	JSS	6 Harrison DESSOY	NINJA 400 - Eastern Garage Racing	6	14:52.935	1 Lap	1 Lap	71.81	2:17.612	2
19	55	S	5 Nick COOPER	Honda - Skint Racing - Wemoto.com	6	14:58.360	1 Lap		71.38	2:22.407	2
20	177	JSS	7 Joe WHITE	Kawasaki - Just In Graphics / MZ Contracts	6	15:35.844	1 Lap	37.484	68.52	2:24.558	2

NOT CLASSIFIED

DNF	56		Kallam SWYER	Kawasaki - Cannadox CBD OIL and lleithyr farms	6	14:33.738	1 Lap		73.39	2:22.067	4
-----	----	--	--------------	--	---	-----------	-------	--	-------	----------	---

FASTEST LAP

126			Glynn DAVIES	Kawasaki -	4	2:04.867		85.59 mph		137.75 kph	
13	S		Doug EDMONDSON	Yamaha - Stan Stephens Tuning	4	2:08.772		83.00 mph		133.57 kph	
52	JSS		Kam DIXON	Kawasaki - Delicious Racewear	7	2:12.036		80.94 mph		130.27 kph	

Class - 92.5% of Race Speed = 78.42 mph  
 Class S - 92.5% of Race Speed = 76.20 mph  
 Class JSS - 92.5% of Race Speed = 69.32 mph

Snetterton 300  
 Circuit Length = 2.9689 miles  
 Start: 14:02 Flag 14:17 End: 14:20

Weather / Track : Cloudy / Dry  
 These results are provisional until the conclusion of any judicial and technical matters.

Clerk Of Course :	Steward :	Timekeeper :
-------------------	-----------	--------------

Results can be found at [www.tsl-timing.com](http://www.tsl-timing.com)

Printed - 14:21 Sunday, 15 September 2019



# BMCRC - MRO Championships 2019 - Rnd 8 @ Snetterton

## EDlasia Formula 400 & Junior Supersport

### RACE 11 - LAP CHART

#### LAP 1 @ 14:05:09.203

NO	BEHIND	LAP TIME
126		2:09.833
13	3.260	2:13.093
86	4.582	2:14.415
11	4.700	2:14.533
57	6.391	2:16.224
127	7.041	2:16.874
37	8.041	2:17.874
85	8.339	2:18.172
77	13.108	2:22.941
20	13.972	2:23.805
35	15.042	2:24.875
55	15.139	2:24.972
47	15.186	2:25.019
56	20.384	2:30.217
861	1:07.086	3:16.919
44	1:07.186	3:17.019
52	1:07.835	3:17.668
9	1:10.607	3:20.440
155	1:12.046	3:21.879
82	1:12.160	3:21.993
177	1:20.119	3:29.952

#### LAP 2 @ 14:07:14.290

NO	BEHIND	LAP TIME
126		2:05.087
13	7.265	2:09.092
86	9.458	2:09.963
11	9.885	2:10.272
127	12.185	2:10.231
57	14.702	2:13.398
85	14.849	2:11.597
37	17.689	2:14.735
77	24.468	2:16.447
20	26.021	2:17.136
35	27.489	2:17.534
47	27.560	2:17.461
55	32.459	2:22.407
56	44.180	2:28.883
861	1:16.050	2:14.051
44	1:16.124	2:14.025
52	1:16.461	2:13.713
9	1:20.665	2:15.145
82	1:24.292	2:17.219
155	1:24.571	2:17.612
177	1:39.590	2:24.558

#### LAP 3 @ 14:09:20.192

NO	BEHIND	LAP TIME
126		2:05.902
13	10.239	2:08.876
86	13.169	2:09.613
11	14.379	2:10.396
127	17.481	2:11.198
85	19.788	2:10.841
57	22.784	2:13.984
37	27.296	2:15.509
77	35.445	2:16.879
20	36.838	2:16.719
35	40.287	2:18.700
47	43.494	2:21.836
55	54.399	2:27.842

56	1:02.656	2:24.378
861	1:24.053	2:13.905
44	1:24.135	2:13.913
52	1:24.236	2:13.677
9	1:29.710	2:14.947
82	1:33.318	2:14.928
155	1:36.587	2:17.918
177	1:59.053	2:25.365

#### LAP 4 @ 14:11:25.059

NO	BEHIND	LAP TIME
126		2:04.867
13	14.144	2:08.772
86	18.130	2:09.828
11	19.372	2:09.860
127	23.020	2:10.406
85	25.525	2:10.604
57	32.781	2:14.864
37	37.472	2:15.043
77	46.902	2:16.324
20	47.319	2:15.348
35	54.458	2:19.038
47	59.292	2:20.665
56	1:19.856	2:22.067
55	1:20.550	2:31.018
861	1:32.009	2:12.823
52	1:32.099	2:12.730
44	1:32.462	2:13.194
9	1:40.026	2:15.183
82	1:44.114	2:15.663
155	1:50.124	2:18.404

#### LAP 5 @ 14:13:30.466

NO	BEHIND	LAP TIME
126		2:05.407
177	1 Lap	2:24.648
13	17.911	2:09.174
86	23.186	2:10.463
11	24.145	2:10.180
127	28.695	2:11.082
85	31.389	2:11.271
57	42.435	2:15.061
37	47.590	2:15.525
77	56.331	2:14.836
20	56.884	2:14.972
35	1:08.124	2:19.073
47	1:13.335	2:19.450
56	1:37.757	2:23.308
861	1:40.297	2:13.695
52	1:40.362	2:13.670
44	1:40.844	2:13.789
55	1:49.627	2:34.484
9	1:49.827	2:15.208
82	1:54.214	2:15.507
155	2:02.823	2:18.106

#### LAP 6 @ 14:15:35.382

NO	BEHIND	LAP TIME
126		2:04.916
13	22.327	2:09.332
86	28.379	2:10.109
11	29.823	2:10.594
177	1 Lap	2:25.207

127	36.038	2:12.259
85	36.707	2:10.234
57	53.873	2:16.354
37	57.899	2:15.225
77	1:05.991	2:14.576
20	1:05.997	2:14.029
35	1:22.209	2:19.001
47	1:28.000	2:19.581
861	1:49.957	2:14.576
44	1:50.042	2:14.114
52	1:50.052	2:14.606
56	1:57.726	2:24.885
9	2:00.333	2:15.422
82	2:05.339	2:16.041

#### LAP 7 @ 14:17:41.800

NO	BEHIND	LAP TIME
126		2:06.418
155	1 Lap	2:19.016
55	1 Lap	2:37.637
13	25.698	2:09.789
86	32.241	2:10.280
11	34.037	2:10.632
127	40.915	2:11.295
85	41.460	2:11.171
177	1 Lap	2:26.114
57	1:03.811	2:16.356
37	1:04.365	2:12.884
77	1:13.482	2:13.909
20	1:13.564	2:13.985
35	1:35.504	2:19.713
47	1:40.721	2:19.139
861	1:55.659	2:12.120
52	1:55.670	2:12.036
44	1:56.298	2:12.674
82	2:17.411	2:18.490
9	2:51.981	2:58.066

Weather / Track : Cloudy / Dry

Results can be found at [www.tsl-timing.com](http://www.tsl-timing.com)

Snetterton 300

Circuit Length = 2.9689 miles

Start: 14:02 Flag 14:17 End: 14:20

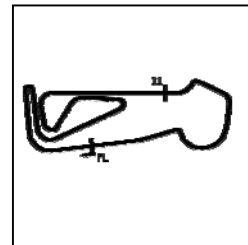
Printed - 14:22 Sunday, 15 September 2019



# BMCR - MRO Championships 2019 - Rnd 8 @ Snetterton

## EDlasia Formula 400 & Junior Supersport

### RACE 11 - SECTOR ANALYSIS



SECTOR 1 = FL to I1, SECTOR 2 = I1 to FL, DIFF = Difference To Personal Best Lap, P = Crossed Finish Line in Pit Lane, D = Time Disallowed

P1 126		Glynn DAVIES		Kawasaki -		
IDEAL LAP TIME : 2:04.819		BEST LAP TIME : 2:04.867		DIFFERENCE : 0.048		
LAP	SECTOR 1	SECTOR 2	LAP TIME	MPH	DIFF	TIME OF DAY
1 -		41.874	2:09.833	82.32	4.966	14:05:09.203
2 -	1:23.381	<b>41.706</b>	2:05.087 (3)	85.44	0.220	14:07:14.290
3 -	1:23.620	42.282	2:05.902	84.89	1.035	14:09:20.192
4 -	<b>1:23.113</b>	41.754	<b>2:04.867 (1)</b>	<b>85.59</b>		<b>14:11:25.059</b>
5 -	1:23.462	41.945	2:05.407	85.22	0.540	14:13:30.466
6 -	1:23.207	41.709	2:04.916 (2)	85.56	0.049	14:15:35.382
7 -	1:24.030	42.388	2:06.418	84.54	1.551	14:17:41.800

P2 13 S		Doug EDMONDSON		Yamaha - Stan Stephens Tuning		
IDEAL LAP TIME : 2:08.586		BEST LAP TIME : 2:08.772		DIFFERENCE : 0.186		
LAP	SECTOR 1	SECTOR 2	LAP TIME	MPH	DIFF	TIME OF DAY
1 -		<b>42.887</b>	2:13.093	80.30	4.321	14:05:12.463
2 -	1:26.127	42.965	2:09.092 (3)	82.79	0.320	14:07:21.555
3 -	1:25.904	42.972	2:08.876 (2)	82.93	0.104	14:09:30.431
4 -	<b>1:25.699</b>	43.073	<b>2:08.772 (1)</b>	<b>83.00</b>		<b>14:11:39.203</b>
5 -	1:25.896	43.278	2:09.174	82.74	0.402	14:13:48.377
6 -	1:26.135	43.197	2:09.332	82.64	0.560	14:15:57.709
7 -	1:26.264	43.525	2:09.789	82.34	1.017	14:18:07.498

P3 86		Mathew SCOTT		Kawasaki - Dynotech Performance		
IDEAL LAP TIME : 2:09.613		BEST LAP TIME : 2:09.613		DIFFERENCE : 0.000		
LAP	SECTOR 1	SECTOR 2	LAP TIME	MPH	DIFF	TIME OF DAY
1 -		43.334	2:14.415	79.51	4.802	14:05:13.785
2 -	1:26.610	43.353	2:09.963 (3)	82.23	0.350	14:07:23.748
3 -	<b>1:26.350</b>	<b>43.263</b>	<b>2:09.613 (1)</b>	<b>82.46</b>		<b>14:09:33.361</b>
4 -	1:26.503	43.325	2:09.828 (2)	82.32	0.215	14:11:43.189
5 -	1:26.950	43.513	2:10.463	81.92	0.850	14:13:53.652
6 -	1:26.368	43.741	2:10.109	82.14	0.496	14:16:03.761
7 -	1:26.599	43.681	2:10.280	82.03	0.667	14:18:14.041

P4 11		Dan RUTH		Yamaha - Richard Ruth		
IDEAL LAP TIME : 2:09.594		BEST LAP TIME : 2:09.860		DIFFERENCE : 0.266		
LAP	SECTOR 1	SECTOR 2	LAP TIME	MPH	DIFF	TIME OF DAY
1 -		<b>42.969</b>	2:14.533	79.44	4.673	14:05:13.903
2 -	1:26.857	43.415	2:10.272 (3)	82.04	0.412	14:07:24.175
3 -	1:26.880	43.516	2:10.396	81.96	0.536	14:09:34.571
4 -	<b>1:26.625</b>	43.235	<b>2:09.860 (1)</b>	<b>82.30</b>		<b>14:11:44.431</b>
5 -	1:26.975	43.205	2:10.180 (2)	82.10	0.320	14:13:54.611
6 -	1:26.690	43.904	2:10.594	81.84	0.734	14:16:05.205
7 -	1:27.105	43.527	2:10.632	81.81	0.772	14:18:15.837

P5 127		Adam GREEN		Kawasaki - Royal Air Force Motorsport Association		
IDEAL LAP TIME : 2:10.057		BEST LAP TIME : 2:10.231		DIFFERENCE : 0.174		
LAP	SECTOR 1	SECTOR 2	LAP TIME	MPH	DIFF	TIME OF DAY
1 -		43.413	2:16.874	78.08	6.643	14:05:16.244
2 -	1:26.869	<b>43.362</b>	<b>2:10.231 (1)</b>	<b>82.07</b>		<b>14:07:26.475</b>
3 -	1:27.602	43.596	2:11.198	81.46	0.967	14:09:37.673
4 -	<b>1:26.695</b>	43.711	2:10.406 (2)	81.96	0.175	14:11:48.079
5 -	1:27.335	43.747	2:11.082 (3)	81.53	0.851	14:13:59.161
6 -	1:28.432	43.827	2:12.259	80.81	2.028	14:16:11.420
7 -	1:27.418	43.877	2:11.295	81.40	1.064	14:18:22.715

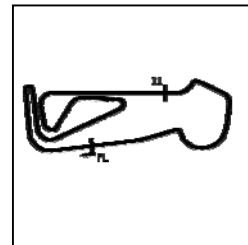
Weather / Track : Cloudy / Dry

Snetterton 300  
Circuit Length = 2.9689 miles  
Start: 14:02 Flag 14:17 End: 14:20

# BMCRC - MRO Championships 2019 - Rnd 8 @ Snetterton

## EDlasia Formula 400 & Junior Supersport

### RACE 11 - SECTOR ANALYSIS



SECTOR 1 = FL to I1, SECTOR 2 = I1 to FL, DIFF = Difference To Personal Best Lap, P = Crossed Finish Line in Pit Lane, D = Time Disallowed

P6 85 James ROBINSON		Kawasaki - claire palastanga ceramics				
IDEAL LAP TIME : 2:10.092		BEST LAP TIME : 2:10.234		DIFFERENCE : 0.142		
LAP	SECTOR 1	SECTOR 2	LAP TIME	MPH	DIFF	TIME OF DAY
1 -		45.048	2:18.172	77.35	7.938	14:05:17.542
2 -	1:27.540	44.057	2:11.597	81.21	1.363	14:07:29.139
3 -	1:27.152	<b>43.689</b>	2:10.841 (3)	81.68	0.607	14:09:39.980
4 -	1:26.662	43.942	2:10.604 (2)	81.83	0.370	14:11:50.584
5 -	1:27.246	44.025	2:11.271	81.41	1.037	14:14:01.855
6 -	<b>1:26.403</b>	43.831	<b>2:10.234 (1)</b>	<b>82.06</b>		<b>14:16:12.089</b>
7 -	1:26.830	44.341	2:11.171	81.48	0.937	14:18:23.260

P7 57 Paul FISHER		Kawasaki -				
IDEAL LAP TIME : 2:12.426		BEST LAP TIME : 2:13.398		DIFFERENCE : 0.972		
LAP	SECTOR 1	SECTOR 2	LAP TIME	MPH	DIFF	TIME OF DAY
1 -		<b>43.878</b>	2:16.224	78.45	2.826	14:05:15.594
2 -	<b>1:28.548</b>	44.850	<b>2:13.398 (1)</b>	<b>80.12</b>		<b>14:07:28.992</b>
3 -	1:29.183	44.801	2:13.984 (2)	79.77	0.586	14:09:42.976
4 -	1:29.282	45.582	2:14.864 (3)	79.25	1.466	14:11:57.840
5 -	1:30.343	44.718	2:15.061	79.13	1.663	14:14:12.901
6 -	1:29.958	46.396	2:16.354	78.38	2.956	14:16:29.255
7 -	1:31.210	45.146	2:16.356	78.38	2.958	14:18:45.611

P8 37 S Alexander LATHAM		Yamaha - BR-8 / McCrash Racing				
IDEAL LAP TIME : 2:12.884		BEST LAP TIME : 2:12.884		DIFFERENCE : 0.000		
LAP	SECTOR 1	SECTOR 2	LAP TIME	MPH	DIFF	TIME OF DAY
1 -		44.138	2:17.874	77.52	4.990	14:05:17.244
2 -	1:29.251	45.484	2:14.735 (2)	79.32	1.851	14:07:31.979
3 -	1:30.284	45.225	2:15.509	78.87	2.625	14:09:47.488
4 -	1:29.587	45.456	2:15.043 (3)	79.14	2.159	14:12:02.531
5 -	1:30.370	45.155	2:15.525	78.86	2.641	14:14:18.056
6 -	1:30.089	45.136	2:15.225	79.03	2.341	14:16:33.281
7 -	<b>1:29.121</b>	<b>43.763</b>	<b>2:12.884 (1)</b>	<b>80.43</b>		<b>14:18:46.165</b>

P9 77 S Neil GRANT		Yamaha - Merlin Pipes				
IDEAL LAP TIME : 2:13.909		BEST LAP TIME : 2:13.909		DIFFERENCE : 0.000		
LAP	SECTOR 1	SECTOR 2	LAP TIME	MPH	DIFF	TIME OF DAY
1 -		45.349	2:22.941	74.77	9.032	14:05:22.311
2 -	1:30.801	45.646	2:16.447	78.33	2.538	14:07:38.758
3 -	1:31.079	45.800	2:16.879	78.08	2.970	14:09:55.637
4 -	1:30.772	45.552	2:16.324	78.40	2.415	14:12:11.961
5 -	1:29.780	45.056	2:14.836 (3)	79.26	0.927	14:14:26.797
6 -	1:29.497	45.079	2:14.576 (2)	79.42	0.667	14:16:41.373
7 -	<b>1:29.338</b>	<b>44.571</b>	<b>2:13.909 (1)</b>	<b>79.81</b>		<b>14:18:55.282</b>

P10 20 Connor SWYER		Kawasaki - WSC Performace & Owkay clothing				
IDEAL LAP TIME : 2:13.654		BEST LAP TIME : 2:13.985		DIFFERENCE : 0.331		
LAP	SECTOR 1	SECTOR 2	LAP TIME	MPH	DIFF	TIME OF DAY
1 -		45.772	2:23.805	74.32	9.820	14:05:23.175
2 -	1:31.202	45.934	2:17.136	77.93	3.151	14:07:40.311
3 -	1:30.793	45.926	2:16.719	78.17	2.734	14:09:57.030
4 -	1:29.984	45.364	2:15.348	78.96	1.363	14:12:12.378
5 -	1:30.045	44.927	2:14.972 (3)	79.18	0.987	14:14:27.350
6 -	<b>1:29.407</b>	44.622	2:14.029 (2)	79.74	0.044	14:16:41.379
7 -	1:29.738	<b>44.247</b>	<b>2:13.985 (1)</b>	<b>79.77</b>		<b>14:18:55.364</b>

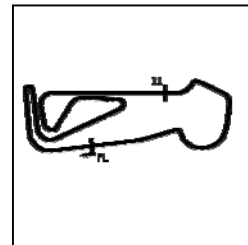
Weather / Track : Cloudy / Dry

Snetterton 300  
Circuit Length = 2.9689 miles  
Start: 14:02 Flag 14:17 End: 14:20

# BMCR - MRO Championships 2019 - Rnd 8 @ Snetterton

## EDlasia Formula 400 & Junior Supersport

### RACE 11 - SECTOR ANALYSIS



SECTOR 1 = FL to I1, SECTOR 2 = I1 to FL, DIFF = Difference To Personal Best Lap, P = Crossed Finish Line in Pit Lane, D = Time Disallowed

P11 35 S		Sam DIGBY-BAKER		Kawasaki -		
IDEAL LAP TIME : 2:17.278		BEST LAP TIME : 2:17.534		DIFFERENCE : 0.256		
LAP	SECTOR 1	SECTOR 2	LAP TIME	MPH	DIFF	TIME OF DAY
1 -		<b>46.037</b>	2:24.875	73.77	7.341	14:05:24.245
2 -	<b>1:31.241</b>	46.293	<b>2:17.534 (1)</b>	<b>77.71</b>		<b>14:07:41.779</b>
3 -	1:32.462	46.238	2:18.700 (2)	77.05	1.166	14:10:00.479
4 -	1:32.959	46.079	2:19.038	76.87	1.504	14:12:19.517
5 -	1:32.578	46.495	2:19.073	76.85	1.539	14:14:38.590
6 -	1:32.447	46.554	2:19.001 (3)	76.89	1.467	14:16:57.591
7 -	1:32.924	46.789	2:19.713	76.50	2.179	14:19:17.304

P12 47		Allan CLARK		Kawasaki - A Clark & Sons Builders		
IDEAL LAP TIME : 2:17.398		BEST LAP TIME : 2:17.461		DIFFERENCE : 0.063		
LAP	SECTOR 1	SECTOR 2	LAP TIME	MPH	DIFF	TIME OF DAY
1 -		<b>45.621</b>	2:25.019	73.70	7.558	14:05:24.389
2 -	<b>1:31.777</b>	45.684	<b>2:17.461 (1)</b>	<b>77.75</b>		<b>14:07:41.850</b>
3 -	1:35.144	46.692	2:21.836	75.35	4.375	14:10:03.686
4 -	1:32.662	48.003	2:20.665	75.98	3.204	14:12:24.351
5 -	1:33.139	46.311	2:19.450 (3)	76.64	1.989	14:14:43.801
6 -	1:33.037	46.544	2:19.581	76.57	2.120	14:17:03.382
7 -	1:32.340	46.799	2:19.139 (2)	76.81	1.678	14:19:22.521

P13 861 JSS		Owen JENNER		Kawasaki - JB Motorcycles		
IDEAL LAP TIME : 2:11.915		BEST LAP TIME : 2:12.120		DIFFERENCE : 0.205		
LAP	SECTOR 1	SECTOR 2	LAP TIME	MPH	DIFF	TIME OF DAY
1 -		44.200	3:16.919	54.27	1:04.799	14:06:16.289
2 -	1:29.552	44.499	2:14.051	79.73	1.931	14:08:30.340
3 -	1:29.390	44.515	2:13.905	79.81	1.785	14:10:44.245
4 -	1:29.035	<b>43.788</b>	2:12.823 (2)	80.46	0.703	14:12:57.068
5 -	1:29.439	44.256	2:13.695 (3)	79.94	1.575	14:15:10.763
6 -	1:29.841	44.735	2:14.576	79.42	2.456	14:17:25.339
7 -	<b>1:28.127</b>	43.993	<b>2:12.120 (1)</b>	<b>80.89</b>		<b>14:19:37.459</b>

P14 52 JSS		Kam DIXON		Kawasaki - Delicious Racewear		
IDEAL LAP TIME : 2:12.036		BEST LAP TIME : 2:12.036		DIFFERENCE : 0.000		
LAP	SECTOR 1	SECTOR 2	LAP TIME	MPH	DIFF	TIME OF DAY
1 -		43.880	3:17.668	54.07	1:05.632	14:06:17.038
2 -	1:29.193	44.520	2:13.713	79.93	1.677	14:08:30.751
3 -	1:29.335	44.342	2:13.677	79.95	1.641	14:10:44.428
4 -	1:28.830	43.900	2:12.730 (2)	80.52	0.694	14:12:57.158
5 -	1:29.363	44.307	2:13.670 (3)	79.95	1.634	14:15:10.828
6 -	1:29.768	44.838	2:14.606	79.40	2.570	14:17:25.434
7 -	<b>1:28.545</b>	<b>43.491</b>	<b>2:12.036 (1)</b>	<b>80.94</b>		<b>14:19:37.470</b>

P15 44 JSS		James DUTTON		Kawasaki - John Banks Honda Racing		
IDEAL LAP TIME : 2:12.674		BEST LAP TIME : 2:12.674		DIFFERENCE : 0.000		
LAP	SECTOR 1	SECTOR 2	LAP TIME	MPH	DIFF	TIME OF DAY
1 -		44.162	3:17.019	54.24	1:04.345	14:06:16.389
2 -	1:29.481	44.544	2:14.025	79.74	1.351	14:08:30.414
3 -	1:29.359	44.554	2:13.913	79.81	1.239	14:10:44.327
4 -	1:29.291	43.903	2:13.194 (2)	80.24	0.520	14:12:57.521
5 -	1:29.712	44.077	2:13.789 (3)	79.88	1.115	14:15:11.310
6 -	1:29.758	44.356	2:14.114	79.69	1.440	14:17:25.424
7 -	<b>1:28.871</b>	<b>43.803</b>	<b>2:12.674 (1)</b>	<b>80.55</b>		<b>14:19:38.098</b>

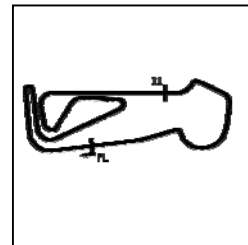
Weather / Track : Cloudy / Dry

Snetterton 300  
 Circuit Length = 2.9689 miles  
 Start: 14:02 Flag 14:17 End: 14:20

# BMCRC - MRO Championships 2019 - Rnd 8 @ Snetterton

## EDlasia Formula 400 & Junior Supersport

### RACE 11 - SECTOR ANALYSIS



SECTOR 1 = FL to I1, SECTOR 2 = I1 to FL, DIFF = Difference To Personal Best Lap, P = Crossed Finish Line in Pit Lane, D = Time Disallowed

P16 82 JSS		Alessandro VALENTE		KTM -		
IDEAL LAP TIME : 2:14.928		BEST LAP TIME : 2:14.928		DIFFERENCE : 0.000		
LAP	SECTOR 1	SECTOR 2	LAP TIME	MPH	DIFF	TIME OF DAY
1 -		45.447	3:21.993	52.91	1:07.065	14:06:21.363
2 -	1:31.526	45.693	2:17.219	77.89	2.291	14:08:38.582
3 -	<b>1:30.347</b>	<b>44.581</b>	<b>2:14.928 (1)</b>	<b>79.21</b>		<b>14:10:53.510</b>
4 -	1:30.848	44.815	2:15.663 (3)	78.78	0.735	14:13:09.173
5 -	1:30.757	44.750	2:15.507 (2)	78.87	0.579	14:15:24.680
6 -	1:31.241	44.800	2:16.041	78.56	1.113	14:17:40.721
7 -	1:31.034	47.456	2:18.490	77.17	3.562	14:19:59.211

P17 9 JSS		Jack BEDNAREK		Yamaha -		
IDEAL LAP TIME : 2:14.882		BEST LAP TIME : 2:14.947		DIFFERENCE : 0.065		
LAP	SECTOR 1	SECTOR 2	LAP TIME	MPH	DIFF	TIME OF DAY
1 -		45.175	3:20.440	53.32	1:05.493	14:06:19.810
2 -	1:30.466	44.679	2:15.145 (2)	79.08	0.198	14:08:34.955
3 -	<b>1:30.296</b>	44.651	<b>2:14.947 (1)</b>	<b>79.20</b>		<b>14:10:49.902</b>
4 -	1:30.477	44.706	2:15.183 (3)	79.06	0.236	14:13:05.085
5 -	1:30.622	<b>44.586</b>	2:15.208	79.04	0.261	14:15:20.293
6 -	1:30.747	44.675	2:15.422	78.92	0.475	14:17:35.715
7 -	1:54.033	1:04.033	2:58.066	60.02	43.119	14:20:33.781

P18 155 JSS		Harrison DESOY		NINJA 400 - Eastern Garage Racing		
IDEAL LAP TIME : 2:17.148		BEST LAP TIME : 2:17.612		DIFFERENCE : 0.464		
LAP	SECTOR 1	SECTOR 2	LAP TIME	MPH	DIFF	TIME OF DAY
1 -		46.122	3:21.879	52.94	1:04.267	14:06:21.249
2 -	<b>1:31.331</b>	46.281	<b>2:17.612 (1)</b>	<b>77.66</b>		<b>14:08:38.861</b>
3 -	1:32.101	<b>45.817</b>	2:17.918 (2)	77.49	0.306	14:10:56.779
4 -	1:32.359	46.045	2:18.404	77.22	0.792	14:13:15.183
5 -	1:31.445	46.661	2:18.106 (3)	77.39	0.494	14:15:33.289
6 -	1:32.419	46.597	2:19.016	76.88	1.404	14:17:52.305

P19 55 S		Nick COOPER		Honda - Skint Racing - Wemoto.com		
IDEAL LAP TIME : 2:20.738		BEST LAP TIME : 2:22.407		DIFFERENCE : 1.669		
LAP	SECTOR 1	SECTOR 2	LAP TIME	MPH	DIFF	TIME OF DAY
1 -		<b>46.697</b>	2:24.972	73.72	2.565	14:05:24.342
2 -	<b>1:34.041</b>	48.366	<b>2:22.407 (1)</b>	<b>75.05</b>		<b>14:07:46.749</b>
3 -	1:38.397	49.445	2:27.842 (2)	72.29	5.435	14:10:14.591
4 -	1:40.438	50.580	2:31.018 (3)	70.77	8.611	14:12:45.609
5 -	1:42.023	52.461	2:34.484	69.18	12.077	14:15:20.093
6 -	1:45.203	52.434	2:37.637	67.80	15.230	14:17:57.730

P20 177 JSS		Joe WHITE		Kawasaki - Just In Graphics / MZ Contracts		
IDEAL LAP TIME : 2:24.475		BEST LAP TIME : 2:24.558		DIFFERENCE : 0.083		
LAP	SECTOR 1	SECTOR 2	LAP TIME	MPH	DIFF	TIME OF DAY
1 -		48.318	3:29.952	50.90	1:05.394	14:06:29.322
2 -	<b>1:36.443</b>	48.115	<b>2:24.558 (1)</b>	<b>73.93</b>		<b>14:08:53.880</b>
3 -	1:37.034	48.331	2:25.365	73.52	0.807	14:11:19.245
4 -	1:36.616	<b>48.032</b>	2:24.648 (2)	73.89	0.090	14:13:43.893
5 -	1:36.607	48.600	2:25.207 (3)	73.60	0.649	14:16:09.100
6 -	1:37.936	48.178	2:26.114	73.14	1.556	14:18:35.214

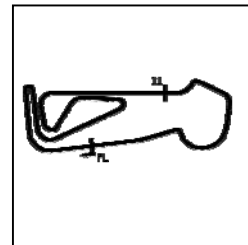
Weather / Track : Cloudy / Dry

Snetterton 300  
Circuit Length = 2.9689 miles  
Start: 14:02 Flag 14:17 End: 14:20

# BMCRC - MRO Championships 2019 - Rnd 8 @ Snetterton

## EDlasia Formula 400 & Junior Supersport

### RACE 11 - SECTOR ANALYSIS



SECTOR 1 = FL to I1, SECTOR 2 = I1 to FL, DIFF = Difference To Personal Best Lap, P = Crossed Finish Line in Pit Lane, D = Time Disallowed

P21 56		Kallam SWYER		Kawasaki - Cannadox CBD OIL and lleithyr farms			
IDEAL LAP TIME : 2:22.067		BEST LAP TIME : 2:22.067		DIFFERENCE : 0.000			
LAP	SECTOR 1	SECTOR 2	LAP TIME	MPH	DIFF	TIME OF DAY	
1 -		49.691	2:30.217	71.15	8.150	14:05:29.587	
2 -	1:39.470	49.413	2:28.883	71.78	6.816	14:07:58.470	
3 -	1:36.943	47.435	2:24.378 (3)	74.02	2.311	14:10:22.848	
4 -	<b>1:34.650</b>	<b>47.417</b>	<b>2:22.067 (1)</b>	<b>75.23</b>		<b>14:12:44.915</b>	
5 -	1:35.594	47.714	2:23.308 (2)	74.58	1.241	14:15:08.223	
6 -	1:36.664	48.221	2:24.885	73.76	2.818	14:17:33.108	

Weather / Track : Cloudy / Dry

Results can be found at [www.tsl-timing.com](http://www.tsl-timing.com)

Page 5 of 5

Snetterton 300  
 Circuit Length = 2.9689 miles  
 Start: 14:02 Flag 14:17 End: 14:20

Printed - 14:23 Sunday, 15 September 2019

# BMCRC - MRO Championships 2019 - Rnd 8 @ Snetterton

## EDlasia Formula 400 & Junior Supersport

### RACE 11 - BEST SECTORS

SECTOR 1			SECTOR 2			IDEAL / BEST COMPARISON						
POS	NO	NAME	TIME	NO	NAME	TIME	POS	NO	NAME	IDEAL	BEST	DIFF
									<b>PERFECT LAP</b>	<b>2:04.819</b>		
1	126	DAVIES	<b>1:23.113</b>	126	DAVIES	<b>41.706</b>	1	126	DAVIES	2:04.819	2:04.867	0.048
2	13	EDMONDSON	<b>1:25.699</b>	13	EDMONDSON	<b>42.887</b>	2	13	EDMONDSON	2:08.586	2:08.772	0.186
3	86	SCOTT	<b>1:26.350</b>	11	RUTH	<b>42.969</b>	3	11	RUTH	2:09.594	2:09.860	0.266
4	85	ROBINSON	<b>1:26.403</b>	86	SCOTT	<b>43.263</b>	4	86	SCOTT	2:09.613	2:09.613	0.000
5	11	RUTH	<b>1:26.625</b>	127	GREEN	<b>43.362</b>	5	127	GREEN	2:10.057	2:10.231	0.174
6	127	GREEN	<b>1:26.695</b>	52	DIXON	<b>43.491</b>	6	85	ROBINSON	2:10.092	2:10.234	0.142
7	861	JENNER	<b>1:28.127</b>	85	ROBINSON	<b>43.689</b>	7	861	JENNER	2:11.915	2:12.120	0.205
8	52	DIXON	<b>1:28.545</b>	37	LATHAM	<b>43.763</b>	8	52	DIXON	2:12.036	2:12.036	0.000
9	57	FISHER	<b>1:28.548</b>	861	JENNER	<b>43.788</b>	9	57	FISHER	2:12.426	2:13.398	0.972
10	44	DUTTON	<b>1:28.871</b>	44	DUTTON	<b>43.803</b>	10	44	DUTTON	2:12.674	2:12.674	0.000
11	37	LATHAM	<b>1:29.121</b>	57	FISHER	<b>43.878</b>	11	37	LATHAM	2:12.884	2:12.884	0.000
12	77	GRANT	<b>1:29.338</b>	20	SWYER	<b>44.247</b>	12	20	SWYER	2:13.654	2:13.985	0.331
13	20	SWYER	<b>1:29.407</b>	77	GRANT	<b>44.571</b>	13	77	GRANT	2:13.909	2:13.909	0.000
14	9	BEDNAREK	<b>1:30.296</b>	82	VALENTE	<b>44.581</b>	14	9	BEDNAREK	2:14.882	2:14.947	0.065
15	82	VALENTE	<b>1:30.347</b>	9	BEDNAREK	<b>44.586</b>	15	82	VALENTE	2:14.928	2:14.928	0.000
16	35	DIGBY-BAKER	<b>1:31.241</b>	47	CLARK	<b>45.621</b>	16	155	DESSOY	2:17.148	2:17.612	0.464
17	155	DESSOY	<b>1:31.331</b>	155	DESSOY	<b>45.817</b>	17	35	DIGBY-BAKER	2:17.278	2:17.534	0.256
18	47	CLARK	<b>1:31.777</b>	35	DIGBY-BAKER	<b>46.037</b>	18	47	CLARK	2:17.398	2:17.461	0.063
19	55	COOPER	<b>1:34.041</b>	55	COOPER	<b>46.697</b>	19	55	COOPER	2:20.738	2:22.407	1.669
20	56	SWYER	<b>1:34.650</b>	56	SWYER	<b>47.417</b>	20	56	SWYER	2:22.067	2:22.067	0.000
21	177	WHITE	<b>1:36.443</b>	177	WHITE	<b>48.032</b>	21	177	WHITE	2:24.475	2:24.558	0.083

Weather / Track : Cloudy / Dry

Results can be found at [www.tsl-timing.com](http://www.tsl-timing.com)

Snetterton 300  
Circuit Length = 2.9689 miles  
Start: 14:02 Flag 14:17 End: 14:20

Printed - 14:22 Sunday, 15 September 2019

BMCRC-MRO Championships 2019



**TEAM  
RESPRO®**



**TEAM RESPRO MRO 600 inc  
MSS PERFORMANCE CLUBMAN 600**

**Snetterton 300 Circuit**

**14<sup>th</sup> / 15<sup>th</sup> September 2019**



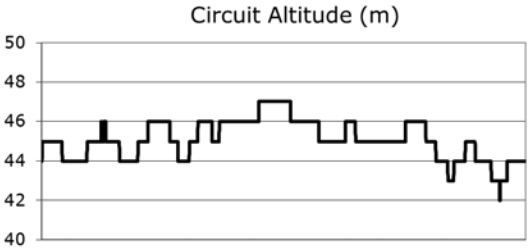
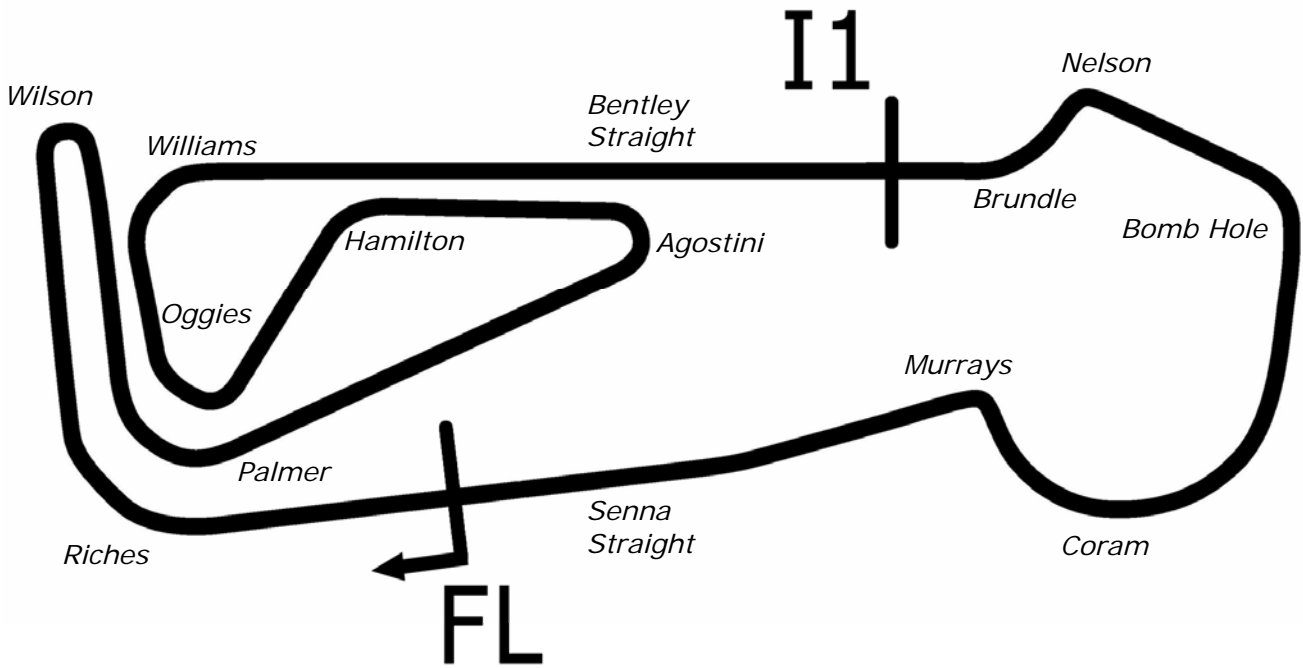
Results Provided by Timing Solutions Ltd  
[www.tsl-timing.com](http://www.tsl-timing.com)

# Snetterton 300



SPORTS TIMING

TIMING SOLUTIONS LTD



Length	2.9689 miles	4778.0 m	
FL		52.46340 N	0.94476 E
I1	3198m	52.46617 N	0.94964 E
Pit Entry	4572m	52.46364 N	0.94774 E
Pit Exit	40m after FL	52.46338 N	0.94420 E
Pit Entry–Pit Exit 246m, 14.7s @60kph, 11.0s @80kph			

All results available at [www.tsl-timing.com](http://www.tsl-timing.com)



**BMCRC - MRO Championships 2019 - Rnd 8 @ Snetterton**

**Team Respro MRO 600 inc MSS Performance MRO Clubman 600 ar**



**QUALIFYING - CLASSIFICATION**

POS	NO	CL	PIC NAME	ENTRY	TIME	ON	LAPS	GAP	DIFF	MPH
1	44		1 Hayden PLATTON	Kawasaki - NR Racing	1:58.244	4	6			90.39
2	2		2 Daniel BROOKS	Kawasaki -	1:58.509	6	7	0.265	0.265	90.18
3	21	C	1 Nick WHITCHER	Yamaha -	1:59.179	4	5	0.935	0.670	89.68
4	60	C	2 Jack YOUNGE	Yamaha - Chase Timber / iceni motorcycles	1:59.201	6	7	0.957	0.022	89.66
5	56		3 Michael MILLS	Yamaha - A51 Racing	1:59.245	4	4	1.001	0.044	89.63
6	912	C	3 Michael WHITE	Yamaha - Race Lab Suspension	1:59.377	5	7	1.133	0.132	89.53
7	173		4 Steve DRAPER	Yamaha -	1:59.652	6	6	1.408	0.275	89.32
8	82		5 Andrew SMITH	Kawasaki - MSS Performance / Addition Steel	2:00.396	6	7	2.152	0.744	88.77
9	188	C	4 Dawid KRAWIECKI	Yamaha - Code Blue LTD & D A East Electrical	2:00.940	3	7	2.696	0.544	88.37
10	154		6 Shane NORVAL	Yamaha - European Shoe Machinery	2:01.227	5	6	2.983	0.287	88.16
11	29	C	5 Charlie STONE	Kawasaki - Loveday auto repairs	2:02.547	6	6	4.303	1.320	87.21
12	12	C	6 Cedric BLOCH	Kawasaki - Brigg's Group & SDC Performance	2:02.775	3	6	4.531	0.228	87.05
13	141		7 Luke HARRIS	Yamaha -	2:02.961	3	4	4.717	0.186	86.92
14	152	C	7 Elliot FRICKER	Honda - Ride in bike tyres	2:03.785	4	6	5.541	0.824	86.34
15	111		8 Ryan FOLKES	Triumph - Carl Harrison Motorcyle Services	2:04.323	6	6	6.079	0.538	85.97
16	288	C	8 Toby REYNOLDS	Honda - SKA Accountants Motorcycle tyres uk howesyou	2:04.498	2	5	6.254	0.175	85.84
17	241	600	2 Wayne MORRIS	Kawasaki - Boyces speed shop Banbury/rpm performance	2:04.756	3	5	6.512	0.258	85.67
18	40		9 David SHELVEY	Suzuki - ymark.com	2:04.940	5	6	6.696	0.184	85.54
19	16	600	3 Tom VAUGHAN	Yamaha -	2:05.021	4	6	6.777	0.081	85.49
20	221	600	4 Matt VENN	Kawasaki - Unique People Recruitment	2:05.364	4	6	7.120	0.343	85.25
21	94	600	5 Luke HOLLIS	Kawasaki - Team Hollis Racing	2:07.508	4	6	9.264	2.144	83.82
22	41		10 Lynden LEATHERLAND	Yamaha - GL fabrications	2:07.979	6	6	9.735	0.471	83.51
23	494	600	6 Jack ASHPOLE	Kawasaki -	2:08.931	2	6	10.687	0.952	82.89
24	86		11 Jamie KELMAN	Triumph - Phased Out Racing /TSR vapour blasting	2:09.334	4	4	11.090	0.403	82.63
25	624	C	9 Matthew FEDRICK	Yamaha - Matthew Fedrick farriers ltd	2:10.182	6	6	11.938	0.848	82.10
26	263	C	10 James TUCKER	Triumph -	2:10.346	6	6	12.102	0.164	81.99
27	83		12 Talan SKEELS-PIGGINS	Yamaha - Talan Racing	2:11.120	5	5	12.876	0.774	81.51
28	231	600	9 Craig MOORE	Yamaha - AM scaffolding ltd	2:12.281	6	6	14.037	1.161	80.79
29	8	C	11 Dave SAUNDERS	Honda -	2:13.100	5	6	14.856	0.819	80.30
30	200	600	10 Dan BURNHAM	Triumph - KY JAX RACING / DANIK GROUP	2:13.204	4	4	14.960	0.104	80.23
31	219	600	11 Paul WRIGHT	Triumph - MICHAEL.J.LONSDALE	2:14.031	4	6	15.787	0.827	79.74
32	112	600	12 Jamie NAGY	Kawasaki - Steelmate	2:14.073	4	6	15.829	0.042	79.71
33	373	600	13 Peter PARAPANOS	Honda -	2:14.138	6	6	15.894	0.065	79.67
34	5	C	12 Ash NORRINGTON	Triumph -	2:14.170	6	6	15.926	0.032	79.66
35	54	600	14 Colin SMITH	Yamaha - Csp powder coatings	2:14.192	3	4	15.948	0.022	79.64
36	61	600	15 Adam SYMONDS	YAMAHA -	2:19.061	4	6	20.817	4.869	76.85
37	75	600	16 James HOARE	Triumph -	2:20.773	6	6	22.529	1.712	75.92
38	526	600	17 Michael ARMANI	Honda -	2:24.030	4	5	25.786	3.257	74.20
39	96	600	18 Giovanni BELIOSSI	Honda - ASR Accident Storage Recovery	2:25.907	5	5	27.663	1.877	73.25

Snetterton 300  
Circuit Length = 2.9689 miles  
Start: 10:43 Flag 10:56 End: 10:58

Weather / Track : Bright / Dry  
These results are provisional until the conclusion of any judicial and technical matters.

Clerk Of Course :	Steward :	Timekeeper :
-------------------	-----------	--------------

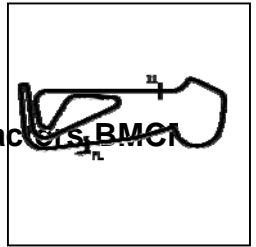
Results can be found at [www.tsl-timing.com](http://www.tsl-timing.com)

Printed - 10:59 Saturday, 14 September 2019



# BMCRC - MRO Championships 2019 - Rnd 8 @ Snetterton

Team Respro MRO 600 inc MSS Performance MRO Clubman 600 and L&W Contractors BMCRC



## QUALIFYING - SECTOR ANALYSIS

SECTOR 1 = FL to I1, SECTOR 2 = I1 to FL, DIFF = Difference To Personal Best Lap, P = Crossed Finish Line in Pit Lane, D = Time Disallowed

P1 44		Hayden PLATTON		Kawasaki - NR Racing		
IDEAL LAP TIME : 1:58.244		BEST LAP TIME : 1:58.244		DIFFERENCE : 0.000		
LAP	SECTOR 1	SECTOR 2	LAP TIME	MPH	DIFF	TIME OF DAY
1 -	1:21.887	40.374	2:02.261	87.42	4.017	10:46:00.054
2 -	1:19.805	39.999	1:59.804 (3)	89.21	1.560	10:47:59.858
3 -	1:19.957	39.589	1:59.546 (2)	89.40	1.302	10:49:59.404
4 -	<b>1:18.836</b>	<b>39.408</b>	<b>1:58.244 (1)</b>	<b>90.39</b>		<b>10:51:57.648</b>
5 -	1:20.570	IN PIT	2:47.865 P	63.67	49.621	10:54:45.513
6 -	OUTLAP	40.008	2:02.353	87.35	4.109	10:56:47.866

P2 2		Daniel BROOKS		Kawasaki -		
IDEAL LAP TIME : 1:58.509		BEST LAP TIME : 1:58.509		DIFFERENCE : 0.000		
LAP	SECTOR 1	SECTOR 2	LAP TIME	MPH	DIFF	TIME OF DAY
1 -	1:28.504	42.293	2:10.797	81.71	12.288	10:46:14.404
2 -	1:21.228	40.718	2:01.946	87.64	3.437	10:48:16.350
3 -	1:19.879	40.416	2:00.295	88.84	1.786	10:50:16.645
4 -	1:21.257	40.894	2:02.151	87.49	3.642	10:52:18.796
5 -	1:19.387	39.880	1:59.267 (2)	89.61	0.758	10:54:18.063
6 -	<b>1:19.050</b>	<b>39.459</b>	<b>1:58.509 (1)</b>	<b>90.18</b>		<b>10:56:16.572</b>
7 -	1:19.937	39.569	1:59.506 (3)	89.43	0.997	10:58:16.078

P3 21 C		Nick WHITCHER		Yamaha -		
IDEAL LAP TIME : 1:58.769		BEST LAP TIME : 1:59.179		DIFFERENCE : 0.410		
LAP	SECTOR 1	SECTOR 2	LAP TIME	MPH	DIFF	TIME OF DAY
1 -	1:21.516	40.015	2:01.531	87.94	2.352	10:45:57.828
2 -	1:19.777	<b>39.505</b>	1:59.282 (2)	89.60	0.103	10:47:57.110
3 -	1:20.392	39.901	2:00.293 (3)	88.85	1.114	10:49:57.403
4 -	<b>1:19.264</b>	39.915	<b>1:59.179 (1)</b>	<b>89.68</b>		<b>10:51:56.582</b>
5 -	1:21.796	41.936	2:03.732	86.38	4.553	10:54:00.314

P4 60 C		Jack YOUNGE		Yamaha - Chase Timber / iceni motorcycles		
IDEAL LAP TIME : 1:59.143		BEST LAP TIME : 1:59.201		DIFFERENCE : 0.058		
LAP	SECTOR 1	SECTOR 2	LAP TIME	MPH	DIFF	TIME OF DAY
1 -	1:31.686	42.340	2:14.026	79.74	14.825	10:46:14.556
2 -	1:21.458	40.422	2:01.880	87.69	2.679	10:48:16.436
3 -	1:19.953	40.315	2:00.268 (3)	88.86	1.067	10:50:16.704
4 -	1:20.837	40.204	2:01.041	88.30	1.840	10:52:17.745
5 -	1:19.808	40.124	1:59.932 (2)	89.11	0.731	10:54:17.677
6 -	<b>1:19.467</b>	39.734	<b>1:59.201 (1)</b>	<b>89.66</b>		<b>10:56:16.878</b>
7 -	1:20.691	<b>39.676</b>	2:00.367	88.79	1.166	10:58:17.245

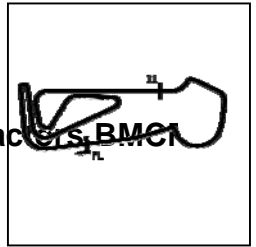
P5 56		Michael MILLS		Yamaha - A51 Racing		
IDEAL LAP TIME : 1:59.245		BEST LAP TIME : 1:59.245		DIFFERENCE : 0.000		
LAP	SECTOR 1	SECTOR 2	LAP TIME	MPH	DIFF	TIME OF DAY
1 -	1:25.297	41.795	2:07.092 (3)	84.09	7.847	10:47:26.729
2 -	1:19.766	40.786	2:00.552 (2)	88.65	1.307	10:49:27.281
3 -	1:23.519	47.978	2:11.497	81.28	12.252	10:51:38.778
4 -	<b>1:19.446</b>	<b>39.799</b>	<b>1:59.245 (1)</b>	<b>89.63</b>		<b>10:53:38.023</b>

Weather / Track : Bright / Dry

Snetterton 300  
Circuit Length = 2.9689 miles  
Start: 10:43 Flag 10:56 End: 10:58

# BMCRC - MRO Championships 2019 - Rnd 8 @ Snetterton

Team Respro MRO 600 inc MSS Performance MRO Clubman 600 and L&W Contractors BMCRC



## QUALIFYING - SECTOR ANALYSIS

SECTOR 1 = FL to I1, SECTOR 2 = I1 to FL, DIFF = Difference To Personal Best Lap, P = Crossed Finish Line in Pit Lane, D = Time Disallowed

P6 912 C Michael WHITE			Yamaha - Race Lab Suspension			
IDEAL LAP TIME : 1:59.377		BEST LAP TIME : 1:59.377		DIFFERENCE : 0.000		
LAP	SECTOR 1	SECTOR 2	LAP TIME	MPH	DIFF	TIME OF DAY
1 -	1:31.158	43.396	2:14.554	79.43	15.177	10:46:17.155
2 -	1:20.906	41.264	2:02.170	87.48	2.793	10:48:19.325
3 -	1:20.223	40.391	2:00.614 (2)	88.61	1.237	10:50:19.939
4 -	1:20.854	40.787	2:01.641 (3)	87.86	2.264	10:52:21.580
5 -	<b>1:19.305</b>	<b>40.072</b>	<b>1:59.377 (1)</b>	<b>89.53</b>		<b>10:54:20.957</b>
6 -	1:22.284	41.180	2:03.464	86.56	4.087	10:56:24.421
7 -	1:20.231	42.640	2:02.871	86.98	3.494	10:58:27.292

P7 173 Steve DRAPER			Yamaha -			
IDEAL LAP TIME : 1:59.652		BEST LAP TIME : 1:59.652		DIFFERENCE : 0.000		
LAP	SECTOR 1	SECTOR 2	LAP TIME	MPH	DIFF	TIME OF DAY
1 -	1:25.652	42.001	2:07.653	83.72	8.001	10:47:51.141
2 -	1:22.680	41.100	2:03.780	86.34	4.128	10:49:54.921
3 -	1:20.318	40.353	2:00.671 (2)	88.57	1.019	10:51:55.592
4 -	1:22.639	42.164	2:04.803	85.63	5.151	10:54:00.395
5 -	1:20.319	40.918	2:01.237 (3)	88.15	1.585	10:56:01.632
6 -	<b>1:19.671</b>	<b>39.981</b>	<b>1:59.652 (1)</b>	<b>89.32</b>		<b>10:58:01.284</b>

P8 82 Andrew SMITH			Kawasaki - MSS Performance / Addition Steel			
IDEAL LAP TIME : 2:00.032		BEST LAP TIME : 2:00.396		DIFFERENCE : 0.364		
LAP	SECTOR 1	SECTOR 2	LAP TIME	MPH	DIFF	TIME OF DAY
1 -	1:24.693	41.695	2:06.388	84.56	5.992	10:46:05.440
2 -	1:21.094	41.249	2:02.343	87.36	1.947	10:48:07.783
3 -	1:20.070	42.837	2:02.907	86.96	2.511	10:50:10.690
4 -	1:20.184	<b>40.478</b>	2:00.662 (2)	88.57	0.266	10:52:11.352
5 -	<b>1:19.554</b>	41.810	2:01.364 (3)	88.06	0.968	10:54:12.716
6 -	1:19.713	40.683	<b>2:00.396 (1)</b>	<b>88.77</b>		<b>10:56:13.112</b>
7 -	1:21.007	40.541	2:01.548	87.93	1.152	10:58:14.660

P9 188 C Dawid KRAWIECKI			Yamaha - Code Blue LTD & D A East Electrical			
IDEAL LAP TIME : 2:00.868		BEST LAP TIME : 2:00.940		DIFFERENCE : 0.072		
LAP	SECTOR 1	SECTOR 2	LAP TIME	MPH	DIFF	TIME OF DAY
1 -	1:23.816	41.039	2:04.855	85.60	3.915	10:46:02.921
2 -	1:21.407	<b>40.488</b>	2:01.895 (2)	87.68	0.955	10:48:04.816
3 -	<b>1:20.380</b>	40.560	<b>2:00.940 (1)</b>	<b>88.37</b>		<b>10:50:05.756</b>
4 -	1:21.346	40.652	2:01.998 (3)	87.60	1.058	10:52:07.754
5 -	1:23.541	41.736	2:05.277	85.31	4.337	10:54:13.031
6 -	1:21.683	41.147	2:02.830	87.01	1.890	10:56:15.861
7 -	1:23.171	51.247	2:14.418	79.51	13.478	10:58:30.279

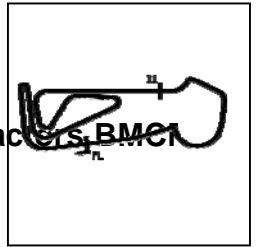
P10 154 Shane NORVAL			Yamaha - European Shoe Machinery			
IDEAL LAP TIME : 2:01.227		BEST LAP TIME : 2:01.227		DIFFERENCE : 0.000		
LAP	SECTOR 1	SECTOR 2	LAP TIME	MPH	DIFF	TIME OF DAY
1 -	1:34.722	44.217	2:18.939	76.92	17.712	10:46:27.576
2 -	1:24.778	41.545	2:06.323	84.60	5.096	10:48:33.899
3 -	1:21.129	41.130	2:02.259 (3)	87.42	1.032	10:50:36.158
4 -	1:21.188	41.190	2:02.378	87.33	1.151	10:52:38.536
5 -	<b>1:20.792</b>	<b>40.435</b>	<b>2:01.227 (1)</b>	<b>88.16</b>		<b>10:54:39.763</b>
6 -	1:20.976	40.736	2:01.712 (2)	87.81	0.485	10:56:41.475

Weather / Track : Bright / Dry

Snetterton 300  
Circuit Length = 2.9689 miles  
Start: 10:43 Flag 10:56 End: 10:58

# BMCRC - MRO Championships 2019 - Rnd 8 @ Snetterton

Team Respro MRO 600 inc MSS Performance MRO Clubman 600 and L&W Contractors BMCRC



## QUALIFYING - SECTOR ANALYSIS

SECTOR 1 = FL to I1, SECTOR 2 = I1 to FL, DIFF = Difference To Personal Best Lap, P = Crossed Finish Line in Pit Lane, D = Time Disallowed

P11 29 C		Charlie STONE		Kawasaki - Loveday auto repairs			
IDEAL LAP TIME : 2:02.301		BEST LAP TIME : 2:02.547		DIFFERENCE : 0.246			
LAP	SECTOR 1	SECTOR 2	LAP TIME	MPH	DIFF	TIME OF DAY	
1 -	1:32.254	45.293	2:17.547	77.70	15.000	10:46:18.538	
2 -	1:25.553	41.756	2:07.309	83.95	4.762	10:48:25.847	
3 -	1:22.390	41.320	2:03.710 (3)	86.39	1.163	10:50:29.557	
4 -	1:21.473	41.697	2:03.170 (2)	86.77	0.623	10:52:32.727	
5 -	1:22.693	<b>41.237</b>	2:03.930	86.24	1.383	10:54:36.657	
6 -	<b>1:21.064</b>	41.483	<b>2:02.547 (1)</b>	<b>87.21</b>		<b>10:56:39.204</b>	

P12 12 C		Cedric BLOCH		Kawasaki - Brigit's Group & SDC Performance			
IDEAL LAP TIME : 2:02.775		BEST LAP TIME : 2:02.775		DIFFERENCE : 0.000			
LAP	SECTOR 1	SECTOR 2	LAP TIME	MPH	DIFF	TIME OF DAY	
1 -	1:31.195	42.595	2:13.790	79.88	11.015	10:46:14.299	
2 -	1:23.611	41.290	2:04.901 (2)	85.57	2.126	10:48:19.200	
3 -	<b>1:21.558</b>	<b>41.217</b>	<b>2:02.775 (1)</b>	<b>87.05</b>		<b>10:50:21.975</b>	
4 -	1:29.001	47.899	2:16.900	78.07	14.125	10:52:38.875	
5 -	1:27.467	42.661	2:10.128 (3)	82.13	7.353	10:54:49.003	
6 -	1:27.455	52.646	2:20.101	76.28	17.326	10:57:09.104	

P13 141		Luke HARRIS		Yamaha -			
IDEAL LAP TIME : 2:02.961		BEST LAP TIME : 2:02.961		DIFFERENCE : 0.000			
LAP	SECTOR 1	SECTOR 2	LAP TIME	MPH	DIFF	TIME OF DAY	
1 -	1:29.407	42.785	2:12.192	80.85	9.231	10:46:15.869	
2 -	1:22.908	41.515	2:04.423 (2)	85.90	1.462	10:48:20.292	
3 -	<b>1:21.506</b>	<b>41.455</b>	<b>2:02.961 (1)</b>	<b>86.92</b>		<b>10:50:23.253</b>	
4 -	1:22.127	42.361	2:04.488 (3)	85.85	1.527	10:52:27.741	

P14 152 C		Elliot FRICKER		Honda - Ride in bike tyres			
IDEAL LAP TIME : 2:03.710		BEST LAP TIME : 2:03.785		DIFFERENCE : 0.075			
LAP	SECTOR 1	SECTOR 2	LAP TIME	MPH	DIFF	TIME OF DAY	
1 -	1:31.013	42.796	2:13.809	79.87	10.024	10:46:15.503	
2 -	1:22.897	42.030	2:04.927 (3)	85.55	1.142	10:48:20.430	
3 -	1:22.332	<b>41.666</b>	2:03.998 (2)	86.19	0.213	10:50:24.428	
4 -	<b>1:22.044</b>	41.741	<b>2:03.785 (1)</b>	<b>86.34</b>		<b>10:52:28.213</b>	
5 -	1:23.636	42.832	2:06.468	84.51	2.683	10:54:34.681	
6 -	1:22.688	43.462	2:06.150	84.72	2.365	10:56:40.831	

P15 111		Ryan FOLKES		Triumph - Carl Harrison Motorcycle Services			
IDEAL LAP TIME : 2:04.314		BEST LAP TIME : 2:04.323		DIFFERENCE : 0.009			
LAP	SECTOR 1	SECTOR 2	LAP TIME	MPH	DIFF	TIME OF DAY	
1 -	1:32.615	45.021	2:17.636	77.65	13.313	10:46:44.306	
2 -	1:27.740	43.659	2:11.399	81.34	7.076	10:48:55.705	
3 -	1:23.537	42.987	2:06.524 (2)	84.47	2.201	10:51:02.229	
4 -	1:25.104	42.091	2:07.195	84.02	2.872	10:53:09.424	
5 -	1:24.754	<b>41.878</b>	2:06.632 (3)	84.40	2.309	10:55:16.056	
6 -	<b>1:22.436</b>	41.887	<b>2:04.323 (1)</b>	<b>85.97</b>		<b>10:57:20.379</b>	

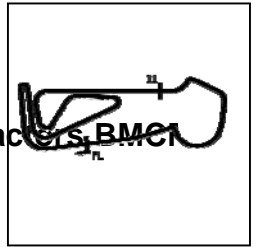
P16 288 C		Toby REYNOLDS		Honda - SKA Accountants Motorcycle tyres uk howesyourheati			
IDEAL LAP TIME : 2:04.323		BEST LAP TIME : 2:04.498		DIFFERENCE : 0.175			
LAP	SECTOR 1	SECTOR 2	LAP TIME	MPH	DIFF	TIME OF DAY	
1 -	1:29.641	42.584	2:12.225	80.83	7.727	10:46:13.556	
2 -	<b>1:22.602</b>	41.896	<b>2:04.498 (1)</b>	<b>85.84</b>		<b>10:48:18.054</b>	
3 -	1:23.518	<b>41.721</b>	2:05.239 (2)	85.34	0.741	10:50:23.293	
4 -	1:25.346	42.514	2:07.860 (3)	83.59	3.362	10:52:31.153	
5 -	1:25.275	IN PIT	2:27.222 P	72.59	22.724	10:54:58.375	

Weather / Track : Bright / Dry

Snetterton 300  
Circuit Length = 2.9689 miles  
Start: 10:43 Flag 10:56 End: 10:58

# BMCRC - MRO Championships 2019 - Rnd 8 @ Snetterton

Team Respro MRO 600 inc MSS Performance MRO Clubman 600 and L&W Contractors BMCRC



## QUALIFYING - SECTOR ANALYSIS

SECTOR 1 = FL to I1, SECTOR 2 = I1 to FL, DIFF = Difference To Personal Best Lap, P = Crossed Finish Line in Pit Lane, D = Time Disallowed

P17 241 600		Wayne MORRIS		Kawasaki - Boyces speed shop Banbury/rpm performance			
IDEAL LAP TIME : 2:04.286		BEST LAP TIME : 2:04.756		DIFFERENCE : 0.470			
LAP	SECTOR 1	SECTOR 2	LAP TIME	MPH	DIFF	TIME OF DAY	
1 -	1:30.922	44.720	2:15.642	78.79	10.886	10:46:25.648	
2 -	1:25.332	<b>41.390</b>	2:06.722	84.34	1.966	10:48:32.370	
<b>3 -</b>	<b>1:22.896</b>	41.860	<b>2:04.756 (1)</b>	<b>85.67</b>		<b>10:50:37.126</b>	
4 -	1:23.476	42.332	2:05.808 (2)	84.95	1.052	10:52:42.934	
5 -	1:23.774	42.775	2:06.549 (3)	84.45	1.793	10:54:49.483	

P18 40		David SHELVEY		Suzuki - ymark.com			
IDEAL LAP TIME : 2:04.092		BEST LAP TIME : 2:04.940		DIFFERENCE : 0.848			
LAP	SECTOR 1	SECTOR 2	LAP TIME	MPH	DIFF	TIME OF DAY	
1 -	1:30.033	43.423	2:13.456	80.08	8.516	10:46:55.300	
2 -	1:24.610	41.613	2:06.223 (3)	84.67	1.283	10:49:01.523	
3 -	<b>1:22.946</b>	42.444	2:05.390 (2)	85.23	0.450	10:51:06.913	
4 -	1:23.024	44.066	2:07.090	84.09	2.150	10:53:14.003	
<b>5 -</b>	1:23.794	<b>41.146</b>	<b>2:04.940 (1)</b>	<b>85.54</b>		<b>10:55:18.943</b>	
6 -	1:24.432	42.694	2:07.126	84.07	2.186	10:57:26.069	

P19 16 600		Tom VAUGHAN		Yamaha -			
IDEAL LAP TIME : 2:05.021		BEST LAP TIME : 2:05.021		DIFFERENCE : 0.000			
LAP	SECTOR 1	SECTOR 2	LAP TIME	MPH	DIFF	TIME OF DAY	
1 -	1:33.829	44.875	2:18.704	77.05	13.683	10:46:27.044	
2 -	1:25.008	43.369	2:08.377	83.25	3.356	10:48:35.421	
3 -	1:23.547	42.144	2:05.691 (2)	85.03	0.670	10:50:41.112	
<b>4 -</b>	<b>1:23.342</b>	<b>41.679</b>	<b>2:05.021 (1)</b>	<b>85.49</b>		<b>10:52:46.133</b>	
5 -	1:23.914	41.842	2:05.756 (3)	84.99	0.735	10:54:51.889	
6 -	1:24.419	42.631	2:07.050	84.12	2.029	10:56:58.939	

P20 221 600		Matt VENN		Kawasaki - Unique People Recruitment			
IDEAL LAP TIME : 2:05.270		BEST LAP TIME : 2:05.364		DIFFERENCE : 0.094			
LAP	SECTOR 1	SECTOR 2	LAP TIME	MPH	DIFF	TIME OF DAY	
1 -	1:32.340	44.210	2:16.550	78.27	11.186	10:46:24.311	
2 -	1:24.628	42.580	2:07.208	84.02	1.844	10:48:31.519	
3 -	1:24.588	42.328	2:06.916	84.21	1.552	10:50:38.435	
<b>4 -</b>	<b>1:23.254</b>	42.110	<b>2:05.364 (1)</b>	<b>85.25</b>		<b>10:52:43.799</b>	
5 -	1:24.200	<b>42.016</b>	2:06.216 (2)	84.68	0.852	10:54:50.015	
6 -	1:24.151	42.520	2:06.671 (3)	84.37	1.307	10:56:56.686	

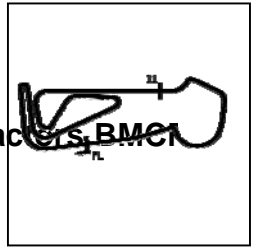
P21 94 600		Luke HOLLIS		Kawasaki - Team Hollis Racing			
IDEAL LAP TIME : 2:06.958		BEST LAP TIME : 2:07.508		DIFFERENCE : 0.550			
LAP	SECTOR 1	SECTOR 2	LAP TIME	MPH	DIFF	TIME OF DAY	
1 -	1:32.763	45.653	2:18.416	77.21	10.908	10:46:18.285	
2 -	1:26.510	43.023	2:09.533	82.51	2.025	10:48:27.818	
3 -	1:25.157	43.233	2:08.390 (3)	83.24	0.882	10:50:36.208	
<b>4 -</b>	<b>1:24.140</b>	43.368	<b>2:07.508 (1)</b>	<b>83.82</b>		<b>10:52:43.716</b>	
5 -	1:24.794	<b>42.818</b>	2:07.612 (2)	83.75	0.104	10:54:51.328	
6 -	1:25.303	46.330	2:11.633	81.19	4.125	10:57:02.961	

Weather / Track : Bright / Dry

Snetterton 300  
Circuit Length = 2.9689 miles  
Start: 10:43 Flag 10:56 End: 10:58

# BMCRC - MRO Championships 2019 - Rnd 8 @ Snetterton

Team Respro MRO 600 inc MSS Performance MRO Clubman 600 and L&W Contractors BMCRC



## QUALIFYING - SECTOR ANALYSIS

SECTOR 1 = FL to I1, SECTOR 2 = I1 to FL, DIFF = Difference To Personal Best Lap, P = Crossed Finish Line in Pit Lane, D = Time Disallowed

P22 41		Lynden LEATHERLAND		Yamaha - GL fabrications		
IDEAL LAP TIME : 2:07.979		BEST LAP TIME : 2:07.979		DIFFERENCE : 0.000		
LAP	SECTOR 1	SECTOR 2	LAP TIME	MPH	DIFF	TIME OF DAY
1 -	1:40.355	49.076	2:29.431	71.52	21.452	10:46:39.994
2 -	1:31.308	45.452	2:16.760	78.15	8.781	10:48:56.754
3 -	1:26.422	44.394	2:10.816 (3)	81.70	2.837	10:51:07.570
4 -	1:26.452	43.551	2:10.003 (2)	82.21	2.024	10:53:17.573
5 -	1:25.996	44.879	2:10.875	81.66	2.896	10:55:28.448
6 -	<b>1:25.036</b>	<b>42.943</b>	<b>2:07.979 (1)</b>	<b>83.51</b>		<b>10:57:36.427</b>

P23 494 600		Jack ASHPOLE		Kawasaki -		
IDEAL LAP TIME : 2:08.931		BEST LAP TIME : 2:08.931		DIFFERENCE : 0.000		
LAP	SECTOR 1	SECTOR 2	LAP TIME	MPH	DIFF	TIME OF DAY
1 -	1:33.546	44.286	2:17.832	77.54	8.901	10:46:25.207
2 -	<b>1:26.031</b>	<b>42.900</b>	<b>2:08.931 (1)</b>	<b>82.89</b>		<b>10:48:34.138</b>
3 -	1:26.659	43.967	2:10.626 (2)	81.82	1.695	10:50:44.764
4 -	1:26.656	45.553	2:12.209	80.84	3.278	10:52:56.973
5 -	1:27.758	44.210	2:11.968	80.98	3.037	10:55:08.941
6 -	1:27.135	43.856	2:10.991 (3)	81.59	2.060	10:57:19.932

P24 86		Jamie KELMAN		Triumph - Phased Out Racing /TSR vapour blasting		
IDEAL LAP TIME : 2:09.334		BEST LAP TIME : 2:09.334		DIFFERENCE : 0.000		
LAP	SECTOR 1	SECTOR 2	LAP TIME	MPH	DIFF	TIME OF DAY
1 -	1:34.658	48.918	2:23.576 (3)	74.44	14.242	10:46:41.971
2 -	1:42.773	49.548	2:32.321	70.16	22.987	10:49:14.292
3 -	1:27.379	44.298	2:11.677 (2)	81.16	2.343	10:51:25.969
4 -	<b>1:26.211</b>	<b>43.123</b>	<b>2:09.334 (1)</b>	<b>82.63</b>		<b>10:53:35.303</b>

P25 624 C		Matthew FEDRICK		Yamaha - Matthew Fedrick farriers ltd		
IDEAL LAP TIME : 2:10.182		BEST LAP TIME : 2:10.182		DIFFERENCE : 0.000		
LAP	SECTOR 1	SECTOR 2	LAP TIME	MPH	DIFF	TIME OF DAY
1 -	1:34.334	46.556	2:20.890	75.86	10.708	10:46:27.005
2 -	1:30.108	45.916	2:16.024	78.57	5.842	10:48:43.029
3 -	1:29.071	45.005	2:14.076	79.71	3.894	10:50:57.105
4 -	1:27.155	43.945	2:11.100 (2)	81.52	0.918	10:53:08.205
5 -	1:27.437	44.355	2:11.792 (3)	81.09	1.610	10:55:19.997
6 -	<b>1:26.660</b>	<b>43.522</b>	<b>2:10.182 (1)</b>	<b>82.10</b>		<b>10:57:30.179</b>

P26 263 C		James TUCKER		Triumph -		
IDEAL LAP TIME : 2:09.837		BEST LAP TIME : 2:10.346		DIFFERENCE : 0.509		
LAP	SECTOR 1	SECTOR 2	LAP TIME	MPH	DIFF	TIME OF DAY
1 -	1:35.289	45.127	2:20.416	76.11	10.070	10:46:29.378
2 -	1:28.315	44.850	2:13.165	80.26	2.819	10:48:42.543
3 -	1:28.489	43.898	2:12.387	80.73	2.041	10:50:54.930
4 -	1:27.737	44.607	2:12.344 (3)	80.75	1.998	10:53:07.274
5 -	1:27.135	<b>43.467</b>	2:10.602 (2)	81.83	0.256	10:55:17.876
6 -	<b>1:26.370</b>	43.976	<b>2:10.346 (1)</b>	<b>81.99</b>		<b>10:57:28.222</b>


P27 83		Talan SKEELS-PIGGINS		Yamaha - Talan Racing		
IDEAL LAP TIME : 2:11.060		BEST LAP TIME : 2:11.120		DIFFERENCE : 0.060		
LAP	SECTOR 1	SECTOR 2	LAP TIME	MPH	DIFF	TIME OF DAY
1 -	OUTLAP	46.662	2:31.265	70.65	20.145	10:46:42.498
2 -	1:29.820	44.905	2:14.725	79.33	3.605	10:48:57.223
3 -	1:27.392	44.559	2:11.951 (3)	81.00	0.831	10:51:09.174
4 -	<b>1:27.178</b>	44.163	2:11.341 (2)	81.37	0.221	10:53:20.515
5 -	1:27.238	<b>43.882</b>	<b>2:11.120 (1)</b>	<b>81.51</b>		<b>10:55:31.635</b>

Weather / Track : Bright / Dry

Snetterton 300  
Circuit Length = 2.9689 miles  
Start: 10:43 Flag 10:56 End: 10:58

# BMCRC - MRO Championships 2019 - Rnd 8 @ Snetterton

Team Respro MRO 600 inc MSS Performance MRO Clubman 600 and L&W Contractors BMCRC



## QUALIFYING - SECTOR ANALYSIS

SECTOR 1 = FL to I1, SECTOR 2 = I1 to FL, DIFF = Difference To Personal Best Lap, P = Crossed Finish Line in Pit Lane, D = Time Disallowed

P28 231 600 Craig MOORE			Yamaha - AM scaffolding ltd			
IDEAL LAP TIME : 2:12.281		BEST LAP TIME : 2:12.281		DIFFERENCE : 0.000		
LAP	SECTOR 1	SECTOR 2	LAP TIME	MPH	DIFF	TIME OF DAY
1 -	1:34.294	45.945	2:20.239	76.21	7.958	10:46:31.066
2 -	1:28.279	45.572	2:13.851 (3)	79.85	1.570	10:48:44.917
3 -	1:29.037	45.433	2:14.470	79.48	2.189	10:50:59.387
4 -	1:28.870	45.578	2:14.448	79.49	2.167	10:53:13.835
5 -	1:28.414	44.742	2:13.156 (2)	80.26	0.875	10:55:26.991
6 -	<b>1:28.001</b>	<b>44.280</b>	<b>2:12.281 (1)</b>	<b>80.79</b>		<b>10:57:39.272</b>

P29 8 C Dave SAUNDERS			Honda -			
IDEAL LAP TIME : 2:12.550		BEST LAP TIME : 2:13.100		DIFFERENCE : 0.550		
LAP	SECTOR 1	SECTOR 2	LAP TIME	MPH	DIFF	TIME OF DAY
1 -	1:36.901	47.917	2:24.818	73.80	11.718	10:46:32.555
2 -	1:29.746	46.666	2:16.412	78.35	3.312	10:48:48.967
3 -	1:29.778	46.375	2:16.153	78.50	3.053	10:51:05.120
4 -	1:29.348	46.020	2:15.368 (3)	78.95	2.268	10:53:20.488
5 -	1:28.131	<b>44.969</b>	<b>2:13.100 (1)</b>	<b>80.30</b>		<b>10:55:33.588</b>
6 -	<b>1:27.581</b>	45.551	2:13.132 (2)	80.28	0.032	10:57:46.720

P30 200 600 Dan BURNHAM			Triumph - KY JAX RACING / DANIK GROUP			
IDEAL LAP TIME : 2:13.204		BEST LAP TIME : 2:13.204		DIFFERENCE : 0.000		
LAP	SECTOR 1	SECTOR 2	LAP TIME	MPH	DIFF	TIME OF DAY
1 -	OUTLAP	50.688	2:39.087	67.18	25.883	10:50:11.374
2 -	1:32.668	47.421	2:20.089 (3)	76.29	6.885	10:52:31.463
3 -	1:30.188	46.217	2:16.405 (2)	78.35	3.201	10:54:47.868
4 -	<b>1:28.616</b>	<b>44.588</b>	<b>2:13.204 (1)</b>	<b>80.23</b>		<b>10:57:01.072</b>

P31 219 600 Paul WRIGHT			Triumph - MICHAEL.J.LONSDALE			
IDEAL LAP TIME : 2:13.007		BEST LAP TIME : 2:14.031		DIFFERENCE : 1.024		
LAP	SECTOR 1	SECTOR 2	LAP TIME	MPH	DIFF	TIME OF DAY
1 -	1:34.564	46.009	2:20.573	76.03	6.542	10:47:15.191
2 -	1:30.153	45.374	2:15.527	78.86	1.496	10:49:30.718
3 -	1:29.332	45.976	2:15.308	78.99	1.277	10:51:46.026
4 -	1:29.306	<b>44.725</b>	<b>2:14.031 (1)</b>	<b>79.74</b>		<b>10:54:00.057</b>
5 -	1:29.344	45.230	2:14.574 (3)	79.42	0.543	10:56:14.631
6 -	<b>1:28.282</b>	45.958	2:14.240 (2)	79.61	0.209	10:58:28.871

P32 112 600 Jamie NAGY			Kawasaki - Steelmate			
IDEAL LAP TIME : 2:13.584		BEST LAP TIME : 2:14.073		DIFFERENCE : 0.489		
LAP	SECTOR 1	SECTOR 2	LAP TIME	MPH	DIFF	TIME OF DAY
1 -	1:37.424	45.752	2:23.176	74.64	9.103	10:46:28.676
2 -	1:29.966	45.825	2:15.791	78.70	1.718	10:48:44.467
3 -	1:28.993	46.967	2:15.960	78.61	1.887	10:51:00.427
4 -	<b>1:28.398</b>	45.675	<b>2:14.073 (1)</b>	<b>79.71</b>		<b>10:53:14.500</b>
5 -	1:29.181	46.161	2:15.342 (3)	78.97	1.269	10:55:29.842
6 -	1:29.812	<b>45.186</b>	2:14.998 (2)	79.17	0.925	10:57:44.840

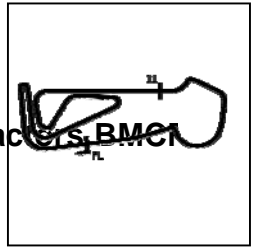
P33 373 600 Peter PARAPANOS			Honda -			
IDEAL LAP TIME : 2:14.138		BEST LAP TIME : 2:14.138		DIFFERENCE : 0.000		
LAP	SECTOR 1	SECTOR 2	LAP TIME	MPH	DIFF	TIME OF DAY
1 -	1:36.105	47.447	2:23.552	74.45	9.414	10:46:25.686
2 -	1:30.968	45.643	2:16.611	78.23	2.473	10:48:42.297
3 -	1:29.057	46.091	2:15.148 (2)	79.08	1.010	10:50:57.445
4 -	1:29.913	45.850	2:15.763 (3)	78.72	1.625	10:53:13.208
5 -	1:29.875	46.409	2:16.284	78.42	2.146	10:55:29.492
6 -	<b>1:28.934</b>	<b>45.204</b>	<b>2:14.138 (1)</b>	<b>79.67</b>		<b>10:57:43.630</b>

Weather / Track : Bright / Dry

Snetterton 300  
Circuit Length = 2.9689 miles  
Start: 10:43 Flag 10:56 End: 10:58

# BMCRC - MRO Championships 2019 - Rnd 8 @ Snetterton

Team Respro MRO 600 inc MSS Performance MRO Clubman 600 and L&W Contractors BMCRC



## QUALIFYING - SECTOR ANALYSIS

SECTOR 1 = FL to I1, SECTOR 2 = I1 to FL, DIFF = Difference To Personal Best Lap, P = Crossed Finish Line in Pit Lane, D = Time Disallowed

P34 5 C Ash NORRINGTON			Triumph -			
IDEAL LAP TIME : 2:14.170		BEST LAP TIME : 2:14.170		DIFFERENCE : 0.000		
LAP	SECTOR 1	SECTOR 2	LAP TIME	MPH	DIFF	TIME OF DAY
1 -	1:34.412	46.357	2:20.769	75.92	6.599	10:46:27.184
2 -	1:30.564	45.822	2:16.386	78.36	2.216	10:48:43.570
3 -	1:29.395	45.495	2:14.890 (2)	79.23	0.720	10:50:58.460
4 -	1:29.525	45.721	2:15.246 (3)	79.02	1.076	10:53:13.706
5 -	1:29.789	46.110	2:15.899	78.64	1.729	10:55:29.605
6 -	<b>1:29.007</b>	<b>45.163</b>	<b>2:14.170 (1)</b>	<b>79.66</b>		<b>10:57:43.775</b>

P35 54 600 Colin SMITH			Yamaha - Csp powder coatings			
IDEAL LAP TIME : 2:14.192		BEST LAP TIME : 2:14.192		DIFFERENCE : 0.000		
LAP	SECTOR 1	SECTOR 2	LAP TIME	MPH	DIFF	TIME OF DAY
1 -	1:37.571	46.867	2:24.438 (3)	73.99	10.246	10:46:24.222
2 -	1:30.526	46.006	2:16.532 (2)	78.28	2.340	10:48:40.754
3 -	<b>1:28.887</b>	<b>45.305</b>	<b>2:14.192 (1)</b>	<b>79.64</b>		<b>10:50:54.946</b>
4 -	1:48.529	46.031	2:34.560	69.15	20.368	10:53:29.506

P36 61 600 Adam SYMONDS			YAMAHA -			
IDEAL LAP TIME : 2:19.061		BEST LAP TIME : 2:19.061		DIFFERENCE : 0.000		
LAP	SECTOR 1	SECTOR 2	LAP TIME	MPH	DIFF	TIME OF DAY
1 -	1:49.203	49.805	2:39.008	67.21	19.947	10:46:47.665
2 -	1:33.715	46.949	2:20.664	75.98	1.603	10:49:08.329
3 -	1:32.672	47.178	2:19.850 (2)	76.42	0.789	10:51:28.179
4 -	<b>1:32.417</b>	<b>46.644</b>	<b>2:19.061 (1)</b>	<b>76.85</b>		<b>10:53:47.240</b>
5 -	1:33.178	47.672	2:20.850	75.88	1.789	10:56:08.090
6 -	1:32.660	47.735	2:20.395 (3)	76.12	1.334	10:58:28.485

P37 75 600 James HOARE			Triumph -			
IDEAL LAP TIME : 2:20.207		BEST LAP TIME : 2:20.773		DIFFERENCE : 0.566		
LAP	SECTOR 1	SECTOR 2	LAP TIME	MPH	DIFF	TIME OF DAY
1 -	1:43.403	49.268	2:32.671	70.00	11.898	10:46:39.462
2 -	1:35.133	48.379	2:23.512	74.47	2.739	10:49:02.974
3 -	1:33.805	48.226	2:22.031	75.25	1.258	10:51:25.005
4 -	1:33.528	47.792	2:21.320 (3)	75.63	0.547	10:53:46.325
5 -	1:33.367	<b>47.579</b>	2:20.946 (2)	75.83	0.173	10:56:07.271
6 -	<b>1:32.628</b>	48.145	<b>2:20.773 (1)</b>	<b>75.92</b>		<b>10:58:28.044</b>

P38 526 600 Michael ARMANI			Honda -			
IDEAL LAP TIME : 2:23.696		BEST LAP TIME : 2:24.030		DIFFERENCE : 0.334		
LAP	SECTOR 1	SECTOR 2	LAP TIME	MPH	DIFF	TIME OF DAY
1 -	1:39.652	49.920	2:29.572	71.45	5.542	10:47:49.401
2 -	1:36.802	<b>48.393</b>	2:25.195 (3)	73.61	1.165	10:50:14.596
3 -	<b>1:35.303</b>	49.060	2:24.363 (2)	74.03	0.333	10:52:38.959
4 -	1:35.543	48.487	<b>2:24.030 (1)</b>	<b>74.20</b>		<b>10:55:02.989</b>
5 -	1:37.350	49.042	2:26.392	73.01	2.362	10:57:29.381

P39 96 600 Giovanni BELIOSSI			Honda - ASR Accident Storage Recovery			
IDEAL LAP TIME : 2:25.131		BEST LAP TIME : 2:25.907		DIFFERENCE : 0.776		
LAP	SECTOR 1	SECTOR 2	LAP TIME	MPH	DIFF	TIME OF DAY
1 -	1:46.608	51.793	2:38.401	67.47	12.494	10:46:51.342
2 -	1:39.691	50.799	2:30.490	71.02	4.583	10:49:21.832
3 -	<b>1:36.094</b>	50.424	2:26.518 (3)	72.94	0.611	10:51:48.350
4 -	1:37.465	<b>49.037</b>	2:26.502 (2)	72.95	0.595	10:54:14.852
5 -	1:36.376	49.531	<b>2:25.907 (1)</b>	<b>73.25</b>		<b>10:56:40.759</b>

Weather / Track : Bright / Dry

Snetterton 300  
Circuit Length = 2.9689 miles  
Start: 10:43 Flag 10:56 End: 10:58



# BMCRC - MRO Championships 2019 - Rnd 8 @ Snetterton

Team Respro MRO 600 inc MSS Performance MRO Clubman 600 and L&W Contractors BMCF

## QUALIFYING - BEST SECTORS

SECTOR 1				SECTOR 2				IDEAL / BEST COMPARISON				
POS	NO	NAME	TIME	NO	NAME	TIME	POS	NO	NAME	IDEAL	BEST	DIFF
									<b>PERFECT LAP</b>	<b>1:58.244</b>		
1	44	PLATTON	1:18.836	44	PLATTON	39.408	1	44	PLATTON	1:58.244	1:58.244	0.000
2	2	BROOKS	1:19.050	2	BROOKS	39.459	2	2	BROOKS	1:58.509	1:58.509	0.000
3	21	WHITCHER	1:19.264	21	WHITCHER	39.505	3	21	WHITCHER	1:58.769	1:59.179	0.410
4	912	WHITE	1:19.305	60	YOUNGE	39.676	4	60	YOUNGE	1:59.143	1:59.201	0.058
5	56	MILLS	1:19.446	56	MILLS	39.799	5	56	MILLS	1:59.245	1:59.245	0.000
6	60	YOUNGE	1:19.467	173	DRAPER	39.981	6	912	WHITE	1:59.377	1:59.377	0.000
7	82	SMITH	1:19.554	912	WHITE	40.072	7	173	DRAPER	1:59.652	1:59.652	0.000
8	173	DRAPER	1:19.671	154	NORVAL	40.435	8	82	SMITH	2:00.032	2:00.396	0.364
9	188	KRAWIECKI	1:20.380	82	SMITH	40.478	9	188	KRAWIECKI	2:00.868	2:00.940	0.072
10	154	NORVAL	1:20.792	188	KRAWIECKI	40.488	10	154	NORVAL	2:01.227	2:01.227	0.000
11	29	STONE	1:21.064	40	SHELVEY	41.146	11	29	STONE	2:02.301	2:02.547	0.246
12	141	HARRIS	1:21.506	12	BLOCH	41.217	12	12	BLOCH	2:02.775	2:02.775	0.000
13	12	BLOCH	1:21.558	29	STONE	41.237	13	141	HARRIS	2:02.961	2:02.961	0.000
14	152	FRICKER	1:22.044	241	MORRIS	41.390	14	152	FRICKER	2:03.710	2:03.785	0.075
15	111	FOLKES	1:22.436	141	HARRIS	41.455	15	40	SHELVEY	2:04.092	2:04.940	0.848
16	288	REYNOLDS	1:22.602	152	FRICKER	41.666	16	241	MORRIS	2:04.286	2:04.756	0.470
17	241	MORRIS	1:22.896	16	VAUGHAN	41.679	17	111	FOLKES	2:04.314	2:04.323	0.009
18	40	SHELVEY	1:22.946	288	REYNOLDS	41.721	18	288	REYNOLDS	2:04.323	2:04.498	0.175
19	221	VENN	1:23.254	111	FOLKES	41.878	19	16	VAUGHAN	2:05.021	2:05.021	0.000
20	16	VAUGHAN	1:23.342	221	VENN	42.016	20	221	VENN	2:05.270	2:05.364	0.094
21	94	HOLLIS	1:24.140	94	HOLLIS	42.818	21	94	HOLLIS	2:06.958	2:07.508	0.550
22	41	LEATHERLAND	1:25.036	494	ASHPOLE	42.900	22	41	LEATHERLAND	2:07.979	2:07.979	0.000
23	494	ASHPOLE	1:26.031	41	LEATHERLAND	42.943	23	494	ASHPOLE	2:08.931	2:08.931	0.000
24	86	KELMAN	1:26.211	86	KELMAN	43.123	24	86	KELMAN	2:09.334	2:09.334	0.000
25	263	TUCKER	1:26.370	263	TUCKER	43.467	25	263	TUCKER	2:09.837	2:10.346	0.509
26	624	FEDRICK	1:26.660	624	FEDRICK	43.522	26	624	FEDRICK	2:10.182	2:10.182	0.000
27	83	SKEELS-PIGGINS	1:27.178	83	SKEELS-PIGGINS	43.882	27	83	SKEELS-PIGGINS	2:11.060	2:11.120	0.060
28	8	SAUNDERS	1:27.581	231	MOORE	44.280	28	231	MOORE	2:12.281	2:12.281	0.000
29	231	MOORE	1:28.001	200	BURNHAM	44.588	29	8	SAUNDERS	2:12.550	2:13.100	0.550
30	219	WRIGHT	1:28.282	219	WRIGHT	44.725	30	219	WRIGHT	2:13.007	2:14.031	1.024
31	112	NAGY	1:28.398	8	SAUNDERS	44.969	31	200	BURNHAM	2:13.204	2:13.204	0.000
32	200	BURNHAM	1:28.616	5	NORRINGTON	45.163	32	112	NAGY	2:13.584	2:14.073	0.489
33	54	SMITH	1:28.887	112	NAGY	45.186	33	373	PARAPANOS	2:14.138	2:14.138	0.000
34	373	PARAPANOS	1:28.934	373	PARAPANOS	45.204	34	5	NORRINGTON	2:14.170	2:14.170	0.000
35	5	NORRINGTON	1:29.007	54	SMITH	45.305	35	54	SMITH	2:14.192	2:14.192	0.000
36	61	SYMONDS	1:32.417	61	SYMONDS	46.644	36	61	SYMONDS	2:19.061	2:19.061	0.000
37	75	HOARE	1:32.628	75	HOARE	47.579	37	75	HOARE	2:20.207	2:20.773	0.566
38	526	ARMANI	1:35.303	526	ARMANI	48.393	38	526	ARMANI	2:23.696	2:24.030	0.334
39	96	BELIOSSI	1:36.094	96	BELIOSSI	49.037	39	96	BELIOSSI	2:25.131	2:25.907	0.776

Weather / Track : Bright / Dry

Snetterton 300

Circuit Length = 2.9689 miles

Start: 10:43 Flag 10:56 End: 10:58

Results can be found at [www.tsl-timing.com](http://www.tsl-timing.com)

Printed - 10:59 Saturday, 14 September 2019

**BMCRC - MRO Championships 2019 - Rnd 8 @ Snetterton**

**Team Respro MRO 600 inc MSS Performance MRO Clubman 600**

**RACE 7 - GRID (5 Laps)**



ROW 8	24	83	Talan SKEELS-PIGGINS	2:11.120	23	5	Ash NORRINGTON	2:14.170	22	8	Dave SAUNDERS	2:13.100	
ROW 7		21	263	James TUCKER	2:10.346	20	624	Matthew FEDRICK	2:10.182	19	86	Jamie KELMAN	2:09.334
ROW 6	18	41	Lynden LEATHERLAND	2:07.979	17	40	David SHELVEY	2:04.940	16	288	Toby REYNOLDS	2:04.498	
ROW 5		15	111	Ryan FOLKES	2:04.323	14	152	Elliot FRICKER	2:03.785	13	141	Luke HARRIS	2:02.961
ROW 4	12	12	Cedric BLOCH	2:02.775	11	29	Charlie STONE	2:02.547	10	154	Shane NORVAL	2:01.227	
ROW 3		9	188	Dawid KRAWIECKI	2:00.940	8	82	Andrew SMITH	2:00.396	7	173	Steve DRAPER	1:59.652
ROW 2	6	912	Michael WHITE	1:59.377	5	56	Michael MILLS	1:59.245	4	60	Jack YOUNGE	1:59.201	
ROW 1		3	21	Nick WHITCHER	1:59.179	2	2	Daniel BROOKS	1:58.509	1	44	Hayden PLATTON	1:58.244
												<b>Pole</b>	

Snetterton 300  
Circuit Length = 2.9689 miles

**These results are provisional until the conclusion of any judicial and technical matters.**

Clerk Of Course :	Steward :	Timekeeper :
-------------------	-----------	--------------

Results can be found at [www.tsl-timing.com](http://www.tsl-timing.com)

Printed - 11:02 Saturday, 14 September 2019



**BMCRC - MRO Championships 2019 - Rnd 8 @ Snetterton**

**Team Respro MRO 600 inc MSS Performance MRO Clubman 600**



**RACE 7 - CLASSIFICATION**

POS	NO	CL	PIC NAME	ENTRY	LAPS	TIME	GAP	DIFF	MPH	BEST	ON
1	44		1 Hayden PLATTON	Kawasaki - NR Racing	5	9:58.752			89.25	1:57.437	5
2	2		2 Daniel BROOKS	Kawasaki -	5	10:00.509	1.757	1.757	88.99	1:58.109	5
3	56		3 Michael MILLS	Yamaha - A51 Racing	5	10:01.339	2.587	0.830	88.86	1:58.526	5
4	154		4 Shane NORVAL	Yamaha - European Shoe Machinery	5	10:05.805	7.053	4.466	88.21	1:58.481	4
5	86		5 Jamie KELMAN	Triumph - Phased Out Racing /TSR vapour blasting	5	10:07.463	8.711	1.658	87.97	1:57.959	3
6	21	C	1 Nick WHITCHER	Yamaha -	5	10:08.136	9.384	0.673	87.87	1:57.942	5
7	912	C	2 Michael WHITE	Yamaha - Race Lab Suspension	5	10:10.529	11.777	2.393	87.53	1:59.557	4
8	82		6 Andrew SMITH	Kawasaki - MSS Performance / Addition Steel	5	10:10.682	11.930	0.153	87.50	1:59.546	5
9	188	C	3 Dawid KRAWIECKI	Yamaha - Code Blue LTD & D A East Electrical	5	10:10.792	12.040	0.110	87.49	1:58.947	5
10	60	C	4 Jack YOUNGE	Yamaha - Chase Timber / iceni motorcycles	5	10:12.725	13.973	1.933	87.21	1:59.065	4
11	173		7 Steve DRAPER	Yamaha -	5	10:12.847	14.095	0.122	87.20	1:59.612	5
12	111		8 Ryan FOLKES	Triumph - Carl Harrison Motorcyle Services	5	10:18.300	19.548	5.453	86.43	2:00.932	3
13	29	C	5 Charlie STONE	Kawasaki - Loveday auto repairs	5	10:20.547	21.795	2.247	86.11	2:00.633	5
14	152	C	6 Elliot FRICKER	Honda - Ride in bike tyres	5	10:22.726	23.974	2.179	85.81	2:02.162	3
15	288	C	7 Toby REYNOLDS	Honda - SKA Accountants Motorcycle tyres uk how	5	10:26.988	28.236	4.262	85.23	2:02.772	5
16	40		9 David SHELVEY	Suzuki - ymark.com	5	10:30.642	31.890	3.654	84.73	2:03.434	4
17	41		10 Lynden LEATHERLAND	Yamaha - GL fabrications	5	10:42.800	44.048	12.158	83.13	2:06.480	5
18	263	C	8 James TUCKER	Triumph -	5	10:57.309	58.557	14.509	81.30	2:08.789	3
19	624	C	9 Matthew FEDRICK	Yamaha - Matthew Fedrick farriers ltd	5	11:00.365	1:01.613	3.056	80.92	2:08.692	5
20	83		11 Talan SKEELS-PIGGINS	Yamaha - Talan Racing	5	11:01.386	1:02.634	1.021	80.80	2:08.973	5
21	8	C	10 Dave SAUNDERS	Honda -	5	11:08.685	1:09.933	7.299	79.91	2:10.013	3
22	5	C	11 Ash NORRINGTON	Triumph -	5	11:09.310	1:10.558	0.625	79.84	2:10.483	5

**FASTEST LAP**

44	Hayden PLATTON	Kawasaki - NR Racing	5	1:57.437	91.01 mph	146.46 kph
21	C Nick WHITCHER	Yamaha -	5	1:57.942	90.62 mph	145.84 kph

**Class - 92.5% of Race Speed = 82.55 mph**  
**Class C - 92.5% of Race Speed = 81.27 mph**

Snetterton 300  
 Circuit Length = 2.9689 miles  
 Start: 14:14 Flag 14:24 End: 14:26

**Weather / Track : Bright / Dry**  
**These results are provisional until the conclusion of any judicial and technical matters.**

Clerk Of Course :	Steward :	Timekeeper :
-------------------	-----------	--------------

Results can be found at [www.tsl-timing.com](http://www.tsl-timing.com)

Printed - 14:26 Saturday, 14 September 2019



# BMCRC - MRO Championships 2019 - Rnd 8 @ Snetterton

## Team Respro MRO 600 inc MSS Performance MRO Clubman 600

### RACE 7 - LAP CHART

#### LAP 1 @ 14:16:44.787

NO	BEHIND	LAP TIME
56		2:06.621
44	0.509	2:07.130
2	0.883	2:07.504
912	3.143	2:09.764
60	3.282	2:09.903
21	3.342	2:09.963
154	3.475	2:10.096
188	4.025	2:10.646
86	4.410	2:11.031
82	4.430	2:11.051
173	5.232	2:11.853
152	6.717	2:13.338
111	7.020	2:13.641
40	8.117	2:14.738
29	8.183	2:14.804
288	8.477	2:15.098
41	9.428	2:16.049
263	13.439	2:20.060
624	14.846	2:21.467
83	15.452	2:22.073
8	16.658	2:23.279
5	17.291	2:23.912

#### LAP 2 @ 14:18:43.533

NO	BEHIND	LAP TIME
56		1:58.746
2	0.421	1:58.284
44	0.648	1:58.885
154	3.819	1:59.090
60	4.516	1:59.980
86	5.437	1:59.773
912	5.890	2:01.493
21	6.087	2:01.491
82	6.224	2:00.540
188	6.638	2:01.359
173	7.554	2:01.068
111	9.531	2:01.257
152	10.206	2:02.235
29	11.472	2:02.035
288	12.716	2:02.985
40	13.382	2:04.011
41	17.264	2:06.582
263	23.918	2:09.225
624	26.802	2:10.702
83	27.004	2:10.298
8	28.591	2:10.679
5	30.640	2:12.095

#### LAP 3 @ 14:20:41.809

NO	BEHIND	LAP TIME
44		1:57.628
2	0.450	1:58.305
56	0.538	1:58.814
154	4.577	1:59.034
86	5.120	1:57.959
912	7.540	1:59.926
82	7.719	1:59.771
21	8.167	2:00.356
188	8.328	1:59.966
173	9.487	2:00.209
60	10.680	2:04.440

111	12.187	2:00.932
152	14.092	2:02.162
29	14.482	2:01.286
288	17.363	2:02.923
40	19.303	2:04.197
41	26.169	2:07.181
263	34.431	2:08.789
624	38.598	2:10.072
83	38.644	2:09.916
8	40.328	2:10.013
5	43.568	2:11.204

#### LAP 4 @ 14:22:39.481

NO	BEHIND	LAP TIME
44		1:57.672
2	1.085	1:58.307
56	1.498	1:58.632
154	5.386	1:58.481
86	6.913	1:59.465
21	8.879	1:58.384
912	9.425	1:59.557
82	9.821	1:59.774
188	10.530	1:59.874
173	11.920	2:00.105
60	12.073	1:59.065
111	15.501	2:00.986
29	18.599	2:01.789
152	18.666	2:02.246
288	22.901	2:03.210
40	25.065	2:03.434
41	35.005	2:06.508
263	45.937	2:09.178
624	50.358	2:09.432
83	51.098	2:10.126
8	54.162	2:11.506
5	57.512	2:11.616

#### LAP 5 @ 14:24:36.918

NO	BEHIND	LAP TIME
44		1:57.437
2	1.757	1:58.109
56	2.587	1:58.526
154	7.053	1:59.104
86	8.711	1:59.235
21	9.384	1:57.942
912	11.777	1:59.789
82	11.930	1:59.546
188	12.040	1:58.947
60	13.973	1:59.337
173	14.095	1:59.612
111	19.548	2:01.484
29	21.795	2:00.633
152	23.974	2:02.745
288	28.236	2:02.772
40	31.890	2:04.262
41	44.048	2:06.480
263	58.557	2:10.057
624	1:01.613	2:08.692
83	1:02.634	2:08.973
8	1:09.933	2:13.208
5	1:10.558	2:10.483

Weather / Track : Bright / Dry

Results can be found at [www.tsl-timing.com](http://www.tsl-timing.com)

Snetterton 300

Circuit Length = 2.9689 miles

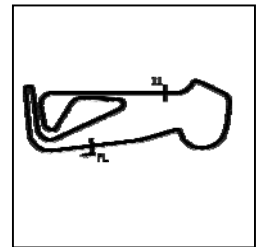
Start: 14:14 Flag 14:24 End: 14:26

Printed - 14:27 Saturday, 14 September 2019

# BMCRC - MRO Championships 2019 - Rnd 8 @ Snetterton

Team Respro MRO 600 inc MSS Performance MRO Clubman 600

## RACE 7 - SECTOR ANALYSIS



SECTOR 1 = FL to I1, SECTOR 2 = I1 to FL, DIFF = Difference To Personal Best Lap, P = Crossed Finish Line in Pit Lane, D = Time Disallowed

P1 44		Hayden PLATTON		Kawasaki - NR Racing		
IDEAL LAP TIME : 1:57.367		BEST LAP TIME : 1:57.437		DIFFERENCE : 0.070		
LAP	SECTOR 1	SECTOR 2	LAP TIME	MPH	DIFF	TIME OF DAY
1 -		39.403	2:07.130	84.07	9.693	14:16:45.296
2 -	1:18.980	39.905	1:58.885	89.90	1.448	14:18:44.181
3 -	1:18.344	<b>39.284</b>	1:57.628 (2)	90.86	0.191	14:20:41.809
4 -	1:18.105	39.567	1:57.672 (3)	90.82	0.235	14:22:39.481
5 -	<b>1:18.083</b>	39.354	<b>1:57.437 (1)</b>	<b>91.01</b>		<b>14:24:36.918</b>

P2 2		Daniel BROOKS		Kawasaki -		
IDEAL LAP TIME : 1:57.954		BEST LAP TIME : 1:58.109		DIFFERENCE : 0.155		
LAP	SECTOR 1	SECTOR 2	LAP TIME	MPH	DIFF	TIME OF DAY
1 -		39.647	2:07.504	83.82	9.395	14:16:45.670
2 -	1:18.629	39.655	1:58.284 (2)	90.35	0.175	14:18:43.954
3 -	1:18.830	39.475	1:58.305 (3)	90.34	0.196	14:20:42.259
4 -	1:18.886	<b>39.421</b>	1:58.307	90.34	0.198	14:22:40.566
5 -	<b>1:18.533</b>	39.576	<b>1:58.109 (1)</b>	<b>90.49</b>		<b>14:24:38.675</b>

P3 56		Michael MILLS		Yamaha - A51 Racing		
IDEAL LAP TIME : 1:58.231		BEST LAP TIME : 1:58.526		DIFFERENCE : 0.295		
LAP	SECTOR 1	SECTOR 2	LAP TIME	MPH	DIFF	TIME OF DAY
1 -		39.607	2:06.621	84.40	8.095	14:16:44.787
2 -	1:19.188	39.558	1:58.746 (3)	90.00	0.220	14:18:43.533
3 -	1:19.014	39.800	1:58.814	89.95	0.288	14:20:42.347
4 -	1:19.142	<b>39.490</b>	1:58.632 (2)	90.09	0.106	14:22:40.979
5 -	<b>1:18.741</b>	39.785	<b>1:58.526 (1)</b>	<b>90.17</b>		<b>14:24:39.505</b>

P4 154		Shane NORVAL		Yamaha - European Shoe Machinery		
IDEAL LAP TIME : 1:58.418		BEST LAP TIME : 1:58.481		DIFFERENCE : 0.063		
LAP	SECTOR 1	SECTOR 2	LAP TIME	MPH	DIFF	TIME OF DAY
1 -		40.081	2:10.096	82.15	11.615	14:16:48.262
2 -	1:19.534	<b>39.556</b>	1:59.090 (3)	89.74	0.609	14:18:47.352
3 -	1:19.394	39.640	1:59.034 (2)	89.79	0.553	14:20:46.386
4 -	<b>1:18.862</b>	39.619	<b>1:58.481 (1)</b>	<b>90.20</b>		<b>14:22:44.867</b>
5 -	1:19.085	40.019	1:59.104	89.73	0.623	14:24:43.971

P5 86		Jamie KELMAN		Triumph - Phased Out Racing /TSR vapour blasting		
IDEAL LAP TIME : 1:57.959		BEST LAP TIME : 1:57.959		DIFFERENCE : 0.000		
LAP	SECTOR 1	SECTOR 2	LAP TIME	MPH	DIFF	TIME OF DAY
1 -		40.722	2:11.031	81.56	13.072	14:16:49.197
2 -	1:19.669	40.104	1:59.773	89.23	1.814	14:18:48.970
3 -	<b>1:18.480</b>	<b>39.479</b>	<b>1:57.959 (1)</b>	<b>90.60</b>		<b>14:20:46.929</b>
4 -	1:19.113	40.352	1:59.465 (3)	89.46	1.506	14:22:46.394
5 -	1:19.431	39.804	1:59.235 (2)	89.63	1.276	14:24:45.629

P6 21 C		Nick WHITCHER		Yamaha -		
IDEAL LAP TIME : 1:57.942		BEST LAP TIME : 1:57.942		DIFFERENCE : 0.000		
LAP	SECTOR 1	SECTOR 2	LAP TIME	MPH	DIFF	TIME OF DAY
1 -		40.486	2:09.963	82.23	12.021	14:16:48.129
2 -	1:21.133	40.358	2:01.491	87.97	3.549	14:18:49.620
3 -	1:19.984	40.372	2:00.356 (3)	88.80	2.414	14:20:49.976
4 -	1:18.741	39.643	1:58.384 (2)	90.28	0.442	14:22:48.360
5 -	<b>1:18.478</b>	<b>39.464</b>	<b>1:57.942 (1)</b>	<b>90.62</b>		<b>14:24:46.302</b>

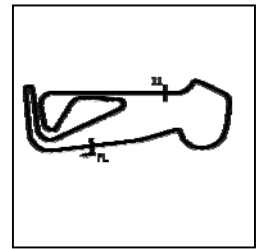
Weather / Track : Bright / Dry

Snetterton 300  
Circuit Length = 2.9689 miles  
Start: 14:14 Flag 14:24 End: 14:26

# BMCRC - MRO Championships 2019 - Rnd 8 @ Snetterton

Team Respro MRO 600 inc MSS Performance MRO Clubman 600

## RACE 7 - SECTOR ANALYSIS



SECTOR 1 = FL to I1, SECTOR 2 = I1 to FL, DIFF = Difference To Personal Best Lap, P = Crossed Finish Line in Pit Lane, D = Time Disallowed

P7 912 C		Michael WHITE		Yamaha - Race Lab Suspension		
IDEAL LAP TIME : 1:59.107		BEST LAP TIME : 1:59.557		DIFFERENCE : 0.450		
LAP	SECTOR 1	SECTOR 2	LAP TIME	MPH	DIFF	TIME OF DAY
1 -		40.591	2:09.764	82.36	10.207	14:16:47.930
2 -	1:20.705	40.788	2:01.493	87.97	1.936	14:18:49.423
3 -	1:19.590	40.336	1:59.926 (3)	89.12	0.369	14:20:49.349
4 -	1:19.766	<b>39.791</b>	<b>1:59.557 (1)</b>	<b>89.39</b>		<b>14:22:48.906</b>
5 -	<b>1:19.316</b>	40.473	1:59.789 (2)	89.22	0.232	14:24:48.695

P8 82		Andrew SMITH		Kawasaki - MSS Performance / Addition Steel		
IDEAL LAP TIME : 1:58.781		BEST LAP TIME : 1:59.546		DIFFERENCE : 0.765		
LAP	SECTOR 1	SECTOR 2	LAP TIME	MPH	DIFF	TIME OF DAY
1 -		40.785	2:11.051	81.55	11.505	14:16:49.217
2 -	1:20.548	39.992	2:00.540	88.66	0.994	14:18:49.757
3 -	1:19.470	40.301	1:59.771 (2)	89.23	0.225	14:20:49.528
4 -	1:20.052	<b>39.722</b>	1:59.774 (3)	89.23	0.228	14:22:49.302
5 -	<b>1:19.059</b>	40.487	<b>1:59.546 (1)</b>	<b>89.40</b>		<b>14:24:48.848</b>

P9 188 C		Dawid KRAWIECKI		Yamaha - Code Blue LTD & D A East Electrical		
IDEAL LAP TIME : 1:58.741		BEST LAP TIME : 1:58.947		DIFFERENCE : 0.206		
LAP	SECTOR 1	SECTOR 2	LAP TIME	MPH	DIFF	TIME OF DAY
1 -		40.521	2:10.646	81.80	11.699	14:16:48.812
2 -	1:21.270	40.089	2:01.359	88.06	2.412	14:18:50.171
3 -	1:20.133	<b>39.833</b>	1:59.966 (3)	89.09	1.019	14:20:50.137
4 -	1:19.912	39.962	1:59.874 (2)	89.16	0.927	14:22:50.011
5 -	<b>1:18.908</b>	40.039	<b>1:58.947 (1)</b>	<b>89.85</b>		<b>14:24:48.958</b>

P10 60 C		Jack YOUNGE		Yamaha - Chase Timber / iceni motorcycles		
IDEAL LAP TIME : 1:58.579		BEST LAP TIME : 1:59.065		DIFFERENCE : 0.486		
LAP	SECTOR 1	SECTOR 2	LAP TIME	MPH	DIFF	TIME OF DAY
1 -		40.603	2:09.903	82.27	10.838	14:16:48.069
2 -	1:20.130	<b>39.850</b>	1:59.980 (3)	89.08	0.915	14:18:48.049
3 -	1:19.013	45.427	2:04.440	85.88	5.375	14:20:52.489
4 -	<b>1:18.729</b>	40.336	<b>1:59.065 (1)</b>	<b>89.76</b>		<b>14:22:51.554</b>
5 -	1:19.111	40.226	1:59.337 (2)	89.56	0.272	14:24:50.891

P11 173		Steve DRAPER		Yamaha -		
IDEAL LAP TIME : 1:59.612		BEST LAP TIME : 1:59.612		DIFFERENCE : 0.000		
LAP	SECTOR 1	SECTOR 2	LAP TIME	MPH	DIFF	TIME OF DAY
1 -		40.868	2:11.853	81.06	12.241	14:16:50.019
2 -	1:20.673	40.395	2:01.068	88.28	1.456	14:18:51.087
3 -	1:19.447	40.762	2:00.209 (3)	88.91	0.597	14:20:51.296
4 -	1:19.642	40.463	2:00.105 (2)	88.98	0.493	14:22:51.401
5 -	<b>1:19.364</b>	<b>40.248</b>	<b>1:59.612 (1)</b>	<b>89.35</b>		<b>14:24:51.013</b>

P12 111		Ryan FOLKES		Triumph - Carl Harrison Motorcycle Services		
IDEAL LAP TIME : 2:00.731		BEST LAP TIME : 2:00.932		DIFFERENCE : 0.201		
LAP	SECTOR 1	SECTOR 2	LAP TIME	MPH	DIFF	TIME OF DAY
1 -		41.123	2:13.641	79.97	12.709	14:16:51.807
2 -	1:20.813	<b>40.444</b>	2:01.257 (3)	88.14	0.325	14:18:53.064
3 -	1:20.408	40.524	<b>2:00.932 (1)</b>	<b>88.38</b>		<b>14:20:53.996</b>
4 -	<b>1:20.287</b>	40.699	2:00.986 (2)	88.34	0.054	14:22:54.982
5 -	1:20.521	40.963	2:01.484	87.97	0.552	14:24:56.466

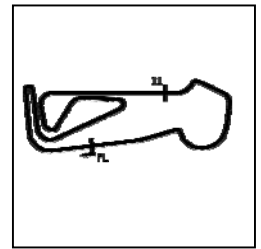
Weather / Track : Bright / Dry

Snetterton 300  
Circuit Length = 2.9689 miles  
Start: 14:14 Flag 14:24 End: 14:26

# BMCRC - MRO Championships 2019 - Rnd 8 @ Snetterton

Team Respro MRO 600 inc MSS Performance MRO Clubman 600

## RACE 7 - SECTOR ANALYSIS



SECTOR 1 = FL to I1, SECTOR 2 = I1 to FL, DIFF = Difference To Personal Best Lap, P = Crossed Finish Line in Pit Lane, D = Time Disallowed

P13 29 C		Charlie STONE		Kawasaki - Loveday auto repairs		
IDEAL LAP TIME : 2:00.633		BEST LAP TIME : 2:00.633		DIFFERENCE : 0.000		
LAP	SECTOR 1	SECTOR 2	LAP TIME	MPH	DIFF	TIME OF DAY
1 -		41.462	2:14.804	79.28	14.171	14:16:52.970
2 -	1:21.408	40.627	2:02.035	87.58	1.402	14:18:55.005
3 -	1:20.888	40.398	2:01.286 (2)	88.12	0.653	14:20:56.291
4 -	1:20.935	40.854	2:01.789 (3)	87.75	1.156	14:22:58.080
5 -	<b>1:20.356</b>	<b>40.277</b>	<b>2:00.633 (1)</b>	<b>88.59</b>		<b>14:24:58.713</b>

P14 152 C		Elliot FRICKER		Honda - Ride in bike tyres		
IDEAL LAP TIME : 2:01.972		BEST LAP TIME : 2:02.162		DIFFERENCE : 0.190		
LAP	SECTOR 1	SECTOR 2	LAP TIME	MPH	DIFF	TIME OF DAY
1 -		41.472	2:13.338	80.15	11.176	14:16:51.504
2 -	1:21.335	<b>40.900</b>	2:02.235 (2)	87.43	0.073	14:18:53.739
3 -	1:21.114	41.048	<b>2:02.162 (1)</b>	<b>87.49</b>		<b>14:20:55.901</b>
4 -	<b>1:21.072</b>	41.174	2:02.246 (3)	87.43	0.084	14:22:58.147
5 -	1:21.484	41.261	2:02.745	87.07	0.583	14:25:00.892

P15 288 C		Toby REYNOLDS		Honda - SKA Accountants Motorcycle tyres uk howesyourheati		
IDEAL LAP TIME : 2:02.083		BEST LAP TIME : 2:02.772		DIFFERENCE : 0.689		
LAP	SECTOR 1	SECTOR 2	LAP TIME	MPH	DIFF	TIME OF DAY
1 -		41.379	2:15.098	79.11	12.326	14:16:53.264
2 -	1:22.253	<b>40.732</b>	2:02.985 (3)	86.90	0.213	14:18:56.249
3 -	1:21.620	41.303	2:02.923 (2)	86.94	0.151	14:20:59.172
4 -	1:21.735	41.475	2:03.210	86.74	0.438	14:23:02.382
5 -	<b>1:21.351</b>	41.421	<b>2:02.772 (1)</b>	<b>87.05</b>		<b>14:25:05.154</b>

P16 40		David SHELVEY		Suzuki - ymark.com		
IDEAL LAP TIME : 2:03.419		BEST LAP TIME : 2:03.434		DIFFERENCE : 0.015		
LAP	SECTOR 1	SECTOR 2	LAP TIME	MPH	DIFF	TIME OF DAY
1 -		41.913	2:14.738	79.32	11.304	14:16:52.904
2 -	1:22.644	<b>41.367</b>	2:04.011 (2)	86.18	0.577	14:18:56.915
3 -	1:22.350	41.847	2:04.197 (3)	86.05	0.763	14:21:01.112
4 -	<b>1:22.052</b>	41.382	<b>2:03.434 (1)</b>	<b>86.58</b>		<b>14:23:04.546</b>
5 -	1:22.649	41.613	2:04.262	86.01	0.828	14:25:08.808

P17 41		Lynden LEATHERLAND		Yamaha - GL fabrications		
IDEAL LAP TIME : 2:05.033		BEST LAP TIME : 2:06.480		DIFFERENCE : 1.447		
LAP	SECTOR 1	SECTOR 2	LAP TIME	MPH	DIFF	TIME OF DAY
1 -		<b>41.764</b>	2:16.049	78.56	9.569	14:16:54.215
2 -	1:23.758	42.824	2:06.582 (3)	84.43	0.102	14:19:00.797
3 -	1:23.974	43.207	2:07.181	84.03	0.701	14:21:07.978
4 -	1:23.508	43.000	2:06.508 (2)	84.48	0.028	14:23:14.486
5 -	<b>1:23.269</b>	43.211	<b>2:06.480 (1)</b>	<b>84.50</b>		<b>14:25:20.966</b>

P18 263 C		James TUCKER		Triumph -		
IDEAL LAP TIME : 2:08.789		BEST LAP TIME : 2:08.789		DIFFERENCE : 0.000		
LAP	SECTOR 1	SECTOR 2	LAP TIME	MPH	DIFF	TIME OF DAY
1 -		43.573	2:20.060	76.31	11.271	14:16:58.226
2 -	1:25.478	43.747	2:09.225 (3)	82.70	0.436	14:19:07.451
3 -	<b>1:25.400</b>	<b>43.389</b>	<b>2:08.789 (1)</b>	<b>82.98</b>		<b>14:21:16.240</b>
4 -	1:25.678	43.500	2:09.178 (2)	82.73	0.389	14:23:25.418
5 -			2:10.057	82.17	1.268	14:25:35.475

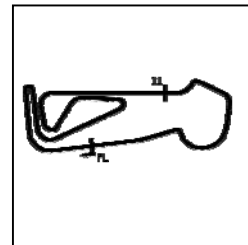
Weather / Track : Bright / Dry

Snetterton 300  
Circuit Length = 2.9689 miles  
Start: 14:14 Flag 14:24 End: 14:26

# BMCRC - MRO Championships 2019 - Rnd 8 @ Snetterton

Team Respro MRO 600 inc MSS Performance MRO Clubman 600

## RACE 7 - SECTOR ANALYSIS



SECTOR 1 = FL to I1, SECTOR 2 = I1 to FL, DIFF = Difference To Personal Best Lap, P = Crossed Finish Line in Pit Lane, D = Time Disallowed

P19 624 C		Matthew FEDRICK		Yamaha - Matthew Fedrick farriers ltd		
IDEAL LAP TIME : 2:09.432		BEST LAP TIME : 2:08.692		DIFFERENCE : -0.740		
LAP	SECTOR 1	SECTOR 2	LAP TIME	MPH	DIFF	TIME OF DAY
1 -		43.882	2:21.467	75.55	12.775	14:16:59.633
2 -	1:26.601	44.101	2:10.702	81.77	2.010	14:19:10.335
3 -	1:26.138	43.934	2:10.072 (3)	82.17	1.380	14:21:20.407
4 -	<b>1:26.121</b>	<b>43.311</b>	2:09.432 (2)	82.57	0.740	14:23:29.839
5 -			<b>2:08.692 (1)</b>	<b>83.05</b>		<b>14:25:38.531</b>

P20 83		Talan SKEELS-PIGGINS		Yamaha - Talan Racing		
IDEAL LAP TIME : 2:08.973		BEST LAP TIME : 2:08.973		DIFFERENCE : 0.000		
LAP	SECTOR 1	SECTOR 2	LAP TIME	MPH	DIFF	TIME OF DAY
1 -		43.765	2:22.073	75.22	13.100	14:17:00.239
2 -	1:26.440	43.858	2:10.298	82.02	1.325	14:19:10.537
3 -	1:26.183	43.733	2:09.916 (2)	82.26	0.943	14:21:20.453
4 -	1:26.719	43.407	2:10.126 (3)	82.13	1.153	14:23:30.579
5 -	<b>1:25.847</b>	<b>43.126</b>	<b>2:08.973 (1)</b>	<b>82.87</b>		<b>14:25:39.552</b>

P21 8 C		Dave SAUNDERS		Honda -		
IDEAL LAP TIME : 2:09.761		BEST LAP TIME : 2:10.013		DIFFERENCE : 0.252		
LAP	SECTOR 1	SECTOR 2	LAP TIME	MPH	DIFF	TIME OF DAY
1 -		44.433	2:23.279	74.59	13.266	14:17:01.445
2 -	1:26.270	<b>44.409</b>	2:10.679 (2)	81.78	0.666	14:19:12.124
3 -	<b>1:25.352</b>	44.661	<b>2:10.013 (1)</b>	<b>82.20</b>		<b>14:21:22.137</b>
4 -	1:26.848	44.658	2:11.506 (3)	81.27	1.493	14:23:33.643
5 -	1:27.465	45.743	2:13.208	80.23	3.195	14:25:46.851

P22 5 C		Ash NORRINGTON		Triumph -		
IDEAL LAP TIME : 2:10.448		BEST LAP TIME : 2:10.483		DIFFERENCE : 0.035		
LAP	SECTOR 1	SECTOR 2	LAP TIME	MPH	DIFF	TIME OF DAY
1 -		44.465	2:23.912	74.26	13.429	14:17:02.078
2 -	1:27.617	44.478	2:12.095	80.91	1.612	14:19:14.173
3 -	<b>1:26.962</b>	44.242	2:11.204 (2)	81.46	0.721	14:21:25.377
4 -	1:27.099	44.517	2:11.616 (3)	81.20	1.133	14:23:36.993
5 -	1:26.997	<b>43.486</b>	<b>2:10.483 (1)</b>	<b>81.91</b>		<b>14:25:47.476</b>

Weather / Track : Bright / Dry

Snetterton 300  
Circuit Length = 2.9689 miles  
Start: 14:14 Flag 14:24 End: 14:26



# BMCRC - MRO Championships 2019 - Rnd 8 @ Snetterton

Team Respro MRO 600 inc MSS Performance MRO Clubman 600

## RACE 7 - BEST SECTORS

SECTOR 1			SECTOR 2			IDEAL / BEST COMPARISON						
POS	NO	NAME	TIME	NO	NAME	TIME	POS	NO	NAME	IDEAL	BEST	DIFF
									<b>PERFECT LAP</b>	<b>1:57.367</b>		
1	44	PLATTON	<b>1:18.083</b>	44	PLATTON	<b>39.284</b>	1	44	PLATTON	1:57.367	1:57.437	0.070
2	21	WHITCHER	<b>1:18.478</b>	2	BROOKS	<b>39.421</b>	2	21	WHITCHER	1:57.942	1:57.942	0.000
3	86	KELMAN	<b>1:18.480</b>	21	WHITCHER	<b>39.464</b>	3	2	BROOKS	1:57.954	1:58.109	0.155
4	2	BROOKS	<b>1:18.533</b>	86	KELMAN	<b>39.479</b>	4	86	KELMAN	1:57.959	1:57.959	0.000
5	60	YOUNGE	<b>1:18.729</b>	56	MILLS	<b>39.490</b>	5	56	MILLS	1:58.231	1:58.526	0.295
6	56	MILLS	<b>1:18.741</b>	154	NORVAL	<b>39.556</b>	6	154	NORVAL	1:58.418	1:58.481	0.063
7	154	NORVAL	<b>1:18.862</b>	82	SMITH	<b>39.722</b>	7	60	YOUNGE	1:58.579	1:59.065	0.486
8	188	KRAWIECKI	<b>1:18.908</b>	912	WHITE	<b>39.791</b>	8	188	KRAWIECKI	1:58.741	1:58.947	0.206
9	82	SMITH	<b>1:19.059</b>	188	KRAWIECKI	<b>39.833</b>	9	82	SMITH	1:58.781	1:59.546	0.765
10	912	WHITE	<b>1:19.316</b>	60	YOUNGE	<b>39.850</b>	10	912	WHITE	1:59.107	1:59.557	0.450
11	173	DRAPER	<b>1:19.364</b>	173	DRAPER	<b>40.248</b>	11	173	DRAPER	1:59.612	1:59.612	0.000
12	111	FOLKES	<b>1:20.287</b>	29	STONE	<b>40.277</b>	12	29	STONE	2:00.633	2:00.633	0.000
13	29	STONE	<b>1:20.356</b>	111	FOLKES	<b>40.444</b>	13	111	FOLKES	2:00.731	2:00.932	0.201
14	152	FRICKER	<b>1:21.072</b>	288	REYNOLDS	<b>40.732</b>	14	152	FRICKER	2:01.972	2:02.162	0.190
15	288	REYNOLDS	<b>1:21.351</b>	152	FRICKER	<b>40.900</b>	15	288	REYNOLDS	2:02.083	2:02.772	0.689
16	40	SHELVEY	<b>1:22.052</b>	40	SHELVEY	<b>41.367</b>	16	40	SHELVEY	2:03.419	2:03.434	0.015
17	41	LEATHERLAND	<b>1:23.269</b>	41	LEATHERLAND	<b>41.764</b>	17	41	LEATHERLAND	2:05.033	2:06.480	1.447
18	8	SAUNDERS	<b>1:25.352</b>	83	SKEELS-PIGGINS	<b>43.126</b>	18	263	TUCKER	2:08.789	2:08.789	0.000
19	263	TUCKER	<b>1:25.400</b>	624	FEDRICK	<b>43.311</b>	19	83	SKEELS-PIGGINS	2:08.973	2:08.973	0.000
20	83	SKEELS-PIGGINS	<b>1:25.847</b>	263	TUCKER	<b>43.389</b>	20	624	FEDRICK	2:09.432	2:08.692	-0.740
21	624	FEDRICK	<b>1:26.121</b>	5	NORRINGTON	<b>43.486</b>	21	8	SAUNDERS	2:09.761	2:10.013	0.252
22	5	NORRINGTON	<b>1:26.962</b>	8	SAUNDERS	<b>44.409</b>	22	5	NORRINGTON	2:10.448	2:10.483	0.035

Weather / Track : Bright / Dry

Results can be found at [www.tsl-timing.com](http://www.tsl-timing.com)

Snetterton 300

Circuit Length = 2.9689 miles

Start: 14:14 Flag 14:24 End: 14:26

Printed - 14:27 Saturday, 14 September 2019

**BMCRC - MRO Championships 2019 - Rnd 8 @ Snetterton**

**Team Respro MRO 600 inc MSS Performance MRO Clubman 600**



**RACE 16 - GRID (5 Laps)**

ROW 8	24	83	Talan SKEELS-PIGGINS	2:08.973	23	141	Luke HARRIS	22	12	Cedric BLOCH						
ROW 7		21	5	Ash NORRINGTON	2:10.483	20	8	Dave SAUNDERS	2:10.013	19	263	James TUCKER	2:08.789			
ROW 6		18	624	Matthew FEDRICK	2:08.692	17	41	Lynden LEATHERLAND	2:06.480	16	40	David SHELVEY	2:03.434			
ROW 5			15	288	Toby REYNOLDS	2:02.772	14	152	Elliot FRICKER	2:02.162	13	111	Ryan FOLKES	2:00.932		
ROW 4			12	29	Charlie STONE	2:00.633	11	173	Steve DRAPER	1:59.612	10	912	Michael WHITE	1:59.557		
ROW 3				9	82	Andrew SMITH	1:59.546	8	60	Jack YOUNGE	1:59.065	7	188	Dawid KRAWIECKI	1:58.947	
ROW 2				6	56	Michael MILLS	1:58.526	5	154	Shane NORVAL	1:58.481	4	2	Daniel BROOKS	1:58.109	
ROW 1					3	86	Jamie KELMAN	1:57.959	2	21	Nick WHITCHER	1:57.942	1	44	Hayden PLATTON	1:57.437
															<b>Pole</b>	

Snetterton 300  
Circuit Length = 2.9689 miles

**These results are provisional until the conclusion of any judicial and technical matters.**

Clerk Of Course :	Steward :	Timekeeper :
-------------------	-----------	--------------

Results can be found at [www.tsl-timing.com](http://www.tsl-timing.com)

Printed - 14:30 Saturday, 14 September 2019



**RACE 16 - CLASSIFICATION**

POS	NO	CL	PIC NAME	ENTRY	LAPS	TIME	GAP	DIFF	MPH	BEST	ON
1	86		1 Jamie KELMAN	Triumph - Phased Out Racing /TSR vapour blasting	5	9:57.312			89.46	1:57.372	3
2	44		2 Hayden PLATTON	Kawasaki - NR Racing	5	9:58.262	0.950	0.950	89.32	1:57.576	3
3	2		3 Daniel BROOKS	Kawasaki -	5	9:58.475	1.163	0.213	89.29	1:57.680	3
4	56		4 Michael MILLS	Yamaha - A51 Racing	5	9:58.947	1.635	0.472	89.22	1:57.760	5
5	154		5 Shane NORVAL	Yamaha - European Shoe Machinery	5	10:00.144	2.832	1.197	89.04	1:57.788	4
6	21	C	1 Nick WHITCHER	Yamaha -	5	10:02.432	5.120	2.288	88.70	1:58.252	4
7	82		6 Andrew SMITH	Kawasaki - MSS Performance / Addition Steel	5	10:05.925	8.613	3.493	88.19	1:59.123	4
8	60	C	2 Jack YOUNGE	Yamaha - Chase Timber / iceni motorcycles	5	10:09.398	12.086	3.473	87.69	1:58.768	5
9	188	C	3 Dawid KRAWIECKI	Yamaha - Code Blue LTD & D A East Electrical	5	10:09.479	12.167	0.081	87.68	1:59.141	5
10	173		7 Steve DRAPER	Yamaha -	5	10:11.836	14.524	2.357	87.34	1:59.805	5
11	912	C	4 Michael WHITE	Yamaha - Race Lab Suspension	5	10:12.046	14.734	0.210	87.31	1:59.846	5
12	29	C	5 Charlie STONE	Kawasaki - Loveday auto repairs	5	10:17.210	19.898	5.164	86.58	2:00.668	5
13	111		8 Ryan FOLKES	Triumph - Carl Harrison Motorcycle Services	5	10:22.201	24.889	4.991	85.88	2:01.556	2
14	12	C	6 Cedric BLOCH	Kawasaki - Brigit's Group & SDC Performance	5	10:29.342	32.030	7.141	84.91	2:02.003	3
15	41		9 Lynden LEATHERLAND	Yamaha - GL fabrications	5	10:31.391	34.079	2.049	84.63	2:03.578	4
16	40	10	David SHELVEY	Suzuki - ymark.com	5	10:34.340	37.028	2.949	84.24	2:03.933	3
17	288	C	7 Toby REYNOLDS	Honda - SKA Accountants Motorcycle tyres uk how	5	10:37.961	40.649	3.621	83.76	2:03.892	5
18	263	C	8 James TUCKER	Triumph -	5	10:59.539	1:02.227	21.578	81.02	2:07.720	4
19	83	11	Talan SKEELS-PIGGINS	Yamaha - Talan Racing	5	11:01.522	1:04.210	1.983	80.78	2:09.595	3
20	8	C	9 Dave SAUNDERS	Honda -	5	11:03.232	1:05.920	1.710	80.57	2:09.052	4
21	5	C	10 Ash NORRINGTON	Triumph -	5	11:15.181	1:17.869	11.949	79.14	2:12.498	2

**FASTEST LAP**

86	Jamie KELMAN	Triumph - Phased Out Racing /TSR vapour blasting	3	1:57.372	91.06 mph	146.54 kph
21	Nick WHITCHER	Yamaha -	4	1:58.252	90.38 mph	145.45 kph

Class - 92.5% of Race Speed = 82.75 mph  
 Class C - 92.5% of Race Speed = 82.04 mph

Snetterton 300  
 Circuit Length = 2.9689 miles  
 Start: 17:09 Flag 17:19 End: 17:20

Weather / Track : Bright / Dry  
 These results are provisional until the conclusion of any judicial and technical matters.

Clerk Of Course :	Steward :	Timekeeper :
-------------------	-----------	--------------

Results can be found at [www.tsl-timing.com](http://www.tsl-timing.com)

Printed - 17:21 Saturday, 14 September 2019

# BMCRC - MRO Championships 2019 - Rnd 8 @ Snetterton

## Team Respro MRO 600 inc MSS Performance MRO Clubman 600

### RACE 16 - LAP CHART

#### LAP 1 @ 17:11:33.209

NO	BEHIND	LAP TIME
86		2:06.263
56	0.039	2:06.302
44	0.533	2:06.796
2	0.634	2:06.897
154	1.766	2:08.029
21	2.349	2:08.612
82	2.516	2:08.779
188	3.647	2:09.910
912	4.394	2:10.657
60	4.449	2:10.712
173	5.397	2:11.660
29	5.882	2:12.145
111	7.641	2:13.904
40	8.977	2:15.240
12	8.999	2:15.262
41	10.357	2:16.620
263	12.272	2:18.535
288	13.949	2:20.212
83	14.964	2:21.227
8	16.497	2:22.760
5	16.892	2:23.155

#### LAP 2 @ 17:13:31.361

NO	BEHIND	LAP TIME
56		1:58.113
86	0.068	1:58.220
2	0.299	1:57.817
44	0.814	1:58.433
154	1.950	1:58.336
21	2.616	1:58.419
82	3.742	1:59.378
188	5.463	1:59.968
60	7.397	2:01.100
912	7.538	2:01.296
173	7.624	2:00.379
29	9.456	2:01.726
111	11.045	2:01.556
12	14.161	2:03.314
40	15.196	2:04.371
41	16.013	2:03.808
288	21.154	2:05.357
263	23.394	2:09.274
83	26.942	2:10.130
8	29.129	2:10.784
5	31.238	2:12.498

#### LAP 3 @ 17:15:28.801

NO	BEHIND	LAP TIME
86		1:57.372
2	0.539	1:57.680
56	0.765	1:58.205
44	0.950	1:57.576
154	2.356	1:57.846
21	3.554	1:58.378
82	5.752	1:59.450
188	8.158	2:00.135
60	9.744	1:59.787
173	10.157	1:59.973
912	10.400	2:00.302
29	13.438	2:01.422
111	15.359	2:01.754

12	18.724	2:02.003
40	21.689	2:03.933
41	22.380	2:03.807
288	27.891	2:04.177
83	39.097	2:09.595
263	41.654	2:15.700
8	42.118	2:10.429
5	46.687	2:12.889

#### LAP 4 @ 17:17:26.178

NO	BEHIND	LAP TIME
86		1:57.377
44	1.192	1:57.619
2	1.209	1:58.047
56	1.955	1:58.567
154	2.767	1:57.788
21	4.429	1:58.252
82	7.498	1:59.123
188	11.106	2:00.325
60	11.398	1:59.031
173	12.799	2:00.019
912	12.968	1:59.945
29	17.310	2:01.249
111	19.867	2:01.885
12	24.000	2:02.653
41	28.581	2:03.578
40	30.228	2:05.916
288	34.837	2:04.323
263	51.997	2:07.720
83	52.082	2:10.362
8	53.793	2:09.052
5	1:01.858	2:12.548

#### LAP 5 @ 17:19:24.258

NO	BEHIND	LAP TIME
86		1:58.080
44	0.950	1:57.838
2	1.163	1:58.034
56	1.635	1:57.760
154	2.832	1:58.145
21	5.120	1:58.771
82	8.613	1:59.195
60	12.086	1:58.768
188	12.167	1:59.141
173	14.524	1:59.805
912	14.734	1:59.846
29	19.898	2:00.668
111	24.889	2:03.102
12	32.030	2:06.110
41	34.079	2:03.578
40	37.028	2:04.880
288	40.649	2:03.892
263	1:02.227	2:08.310
83	1:04.210	2:10.208
8	1:05.920	2:10.207
5	1:17.869	2:14.091

Weather / Track : Bright / Dry

Results can be found at [www.tsl-timing.com](http://www.tsl-timing.com)

Snetterton 300

Circuit Length = 2.9689 miles

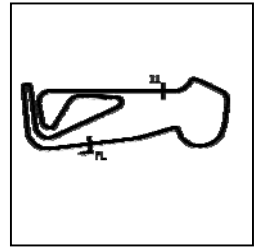
Start: 17:09 Flag 17:19 End: 17:20

Printed - 17:22 Saturday, 14 September 2019

# BMCRC - MRO Championships 2019 - Rnd 8 @ Snetterton

Team Respro MRO 600 inc MSS Performance MRO Clubman 600

## RACE 16 - SECTOR ANALYSIS



SECTOR 1 = FL to I1, SECTOR 2 = I1 to FL, DIFF = Difference To Personal Best Lap, P = Crossed Finish Line in Pit Lane, D = Time Disallowed

P1 86		Jamie KELMAN		Triumph - Phased Out Racing /TSR vapour blasting		
IDEAL LAP TIME : 1:57.298		BEST LAP TIME : 1:57.372		DIFFERENCE : 0.074		
LAP	SECTOR 1	SECTOR 2	LAP TIME	MPH	DIFF	TIME OF DAY
1 -		39.948	2:06.263	84.64	8.891	17:11:33.209
2 -	1:18.873	<b>39.347</b>	1:58.220	90.40	0.848	17:13:31.429
3 -	<b>1:17.951</b>	39.421	<b>1:57.372 (1)</b>	<b>91.06</b>		<b>17:15:28.801</b>
4 -	1:17.986	39.391	1:57.377 (2)	91.05	0.005	17:17:26.178
5 -	1:18.318	39.762	1:58.080 (3)	90.51	0.708	17:19:24.258

P2 44		Hayden PLATTON		Kawasaki - NR Racing		
IDEAL LAP TIME : 1:57.227		BEST LAP TIME : 1:57.576		DIFFERENCE : 0.349		
LAP	SECTOR 1	SECTOR 2	LAP TIME	MPH	DIFF	TIME OF DAY
1 -		39.614	2:06.796	84.29	9.220	17:11:33.742
2 -	1:19.008	39.425	1:58.433	90.24	0.857	17:13:32.175
3 -	<b>1:18.080</b>	39.496	<b>1:57.576 (1)</b>	<b>90.90</b>		<b>17:15:29.751</b>
4 -	1:18.472	<b>39.147</b>	1:57.619 (2)	90.87	0.043	17:17:27.370
5 -	1:18.657	39.181	1:57.838 (3)	90.70	0.262	17:19:25.208

P3 2		Daniel BROOKS		Kawasaki -		
IDEAL LAP TIME : 1:57.332		BEST LAP TIME : 1:57.680		DIFFERENCE : 0.348		
LAP	SECTOR 1	SECTOR 2	LAP TIME	MPH	DIFF	TIME OF DAY
1 -		39.628	2:06.897	84.22	9.217	17:11:33.843
2 -	1:18.423	39.394	1:57.817 (2)	90.71	0.137	17:13:31.660
3 -	<b>1:18.155</b>	39.525	<b>1:57.680 (1)</b>	<b>90.82</b>		<b>17:15:29.340</b>
4 -	1:18.870	<b>39.177</b>	1:58.047	90.54	0.367	17:17:27.387
5 -	1:18.681	39.353	1:58.034 (3)	90.55	0.354	17:19:25.421

P4 56		Michael MILLS		Yamaha - A51 Racing		
IDEAL LAP TIME : 1:57.760		BEST LAP TIME : 1:57.760		DIFFERENCE : 0.000		
LAP	SECTOR 1	SECTOR 2	LAP TIME	MPH	DIFF	TIME OF DAY
1 -		39.822	2:06.302	84.62	8.542	17:11:33.248
2 -	1:18.632	39.481	1:58.113 (2)	90.49	0.353	17:13:31.361
3 -	1:18.654	39.551	1:58.205 (3)	90.41	0.445	17:15:29.566
4 -	1:19.051	39.516	1:58.567	90.14	0.807	17:17:28.133
5 -	<b>1:18.591</b>	<b>39.169</b>	<b>1:57.760 (1)</b>	<b>90.76</b>		<b>17:19:25.893</b>

P5 154		Shane NORVAL		Yamaha - European Shoe Machinery		
IDEAL LAP TIME : 1:57.788		BEST LAP TIME : 1:57.788		DIFFERENCE : 0.000		
LAP	SECTOR 1	SECTOR 2	LAP TIME	MPH	DIFF	TIME OF DAY
1 -		39.769	2:08.029	83.48	10.241	17:11:34.975
2 -	1:18.825	39.511	1:58.336	90.31	0.548	17:13:33.311
3 -	1:18.595	39.251	1:57.846 (2)	90.69	0.058	17:15:31.157
4 -	<b>1:18.548</b>	<b>39.240</b>	<b>1:57.788 (1)</b>	<b>90.73</b>		<b>17:17:28.945</b>
5 -	1:18.707	39.438	1:58.145 (3)	90.46	0.357	17:19:27.090

P6 21 C		Nick WHITCHER		Yamaha -		
IDEAL LAP TIME : 1:58.206		BEST LAP TIME : 1:58.252		DIFFERENCE : 0.046		
LAP	SECTOR 1	SECTOR 2	LAP TIME	MPH	DIFF	TIME OF DAY
1 -		40.340	2:08.612	83.10	10.360	17:11:35.558
2 -	1:18.888	39.531	1:58.419 (3)	90.25	0.167	17:13:33.977
3 -	<b>1:18.849</b>	39.529	1:58.378 (2)	90.28	0.126	17:15:32.355
4 -	1:18.895	<b>39.357</b>	<b>1:58.252 (1)</b>	<b>90.38</b>		<b>17:17:30.607</b>
5 -	1:19.146	39.625	1:58.771	89.98	0.519	17:19:29.378

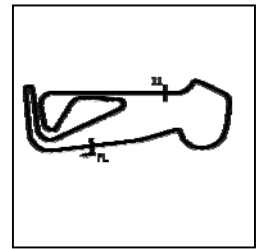
Weather / Track : Bright / Dry

Snetterton 300  
Circuit Length = 2.9689 miles  
Start: 17:09 Flag 17:19 End: 17:20

# BMCRC - MRO Championships 2019 - Rnd 8 @ Snetterton

Team Respro MRO 600 inc MSS Performance MRO Clubman 600

## RACE 16 - SECTOR ANALYSIS



SECTOR 1 = FL to I1, SECTOR 2 = I1 to FL, DIFF = Difference To Personal Best Lap, P = Crossed Finish Line in Pit Lane, D = Time Disallowed

P7 82		Andrew SMITH		Kawasaki - MSS Performance / Addition Steel		
IDEAL LAP TIME : 1:58.861		BEST LAP TIME : 1:59.123		DIFFERENCE : 0.262		
LAP	SECTOR 1	SECTOR 2	LAP TIME	MPH	DIFF	TIME OF DAY
1 -			2:08.779	82.99	9.656	17:11:35.725
2 -	1:19.205	40.173	1:59.378 (3)	89.53	0.255	17:13:35.103
3 -	1:19.471	39.979	1:59.450	89.47	0.327	17:15:34.553
4 -	<b>1:19.044</b>	40.079	<b>1:59.123 (1)</b>	<b>89.72</b>		<b>17:17:33.676</b>
5 -	1:19.378	<b>39.817</b>	1:59.195 (2)	89.66	0.072	17:19:32.871

P8 60 C		Jack YOUNGE		Yamaha - Chase Timber / iceni motorcycles		
IDEAL LAP TIME : 1:58.768		BEST LAP TIME : 1:58.768		DIFFERENCE : 0.000		
LAP	SECTOR 1	SECTOR 2	LAP TIME	MPH	DIFF	TIME OF DAY
1 -		40.052	2:10.712	81.76	11.944	17:11:37.658
2 -	1:20.676	40.424	2:01.100	88.25	2.332	17:13:38.758
3 -	1:19.869	39.918	1:59.787 (3)	89.22	1.019	17:15:38.545
4 -	1:19.189	39.842	1:59.031 (2)	89.79	0.263	17:17:37.576
5 -	<b>1:18.970</b>	<b>39.798</b>	<b>1:58.768 (1)</b>	<b>89.99</b>		<b>17:19:36.344</b>

P9 188 C		Dawid KRAWIECKI		Yamaha - Code Blue LTD & D A East Electrical		
IDEAL LAP TIME : 1:59.141		BEST LAP TIME : 1:59.141		DIFFERENCE : 0.000		
LAP	SECTOR 1	SECTOR 2	LAP TIME	MPH	DIFF	TIME OF DAY
1 -		39.977	2:09.910	82.27	10.769	17:11:36.856
2 -	1:19.983	39.985	1:59.968 (2)	89.09	0.827	17:13:36.824
3 -	1:20.093	40.042	2:00.135 (3)	88.96	0.994	17:15:36.959
4 -	1:20.142	40.183	2:00.325	88.82	1.184	17:17:37.284
5 -	<b>1:19.576</b>	<b>39.565</b>	<b>1:59.141 (1)</b>	<b>89.70</b>		<b>17:19:36.425</b>

P10 173		Steve DRAPER		Yamaha -		
IDEAL LAP TIME : 1:59.630		BEST LAP TIME : 1:59.805		DIFFERENCE : 0.175		
LAP	SECTOR 1	SECTOR 2	LAP TIME	MPH	DIFF	TIME OF DAY
1 -		40.463	2:11.660	81.17	11.855	17:11:38.606
2 -	1:19.950	40.429	2:00.379	88.78	0.574	17:13:38.985
3 -	1:19.796	40.177	1:59.973 (2)	89.08	0.168	17:15:38.958
4 -	<b>1:19.631</b>	40.388	2:00.019 (3)	89.05	0.214	17:17:38.977
5 -	1:19.806	<b>39.999</b>	<b>1:59.805 (1)</b>	<b>89.21</b>		<b>17:19:38.782</b>

P11 912 C		Michael WHITE		Yamaha - Race Lab Suspension		
IDEAL LAP TIME : 1:59.636		BEST LAP TIME : 1:59.846		DIFFERENCE : 0.210		
LAP	SECTOR 1	SECTOR 2	LAP TIME	MPH	DIFF	TIME OF DAY
1 -		40.434	2:10.657	81.80	10.811	17:11:37.603
2 -	1:20.725	40.571	2:01.296	88.11	1.450	17:13:38.899
3 -	1:20.215	40.087	2:00.302 (3)	88.84	0.456	17:15:39.201
4 -	<b>1:19.680</b>	40.265	1:59.945 (2)	89.10	0.099	17:17:39.146
5 -	1:19.890	<b>39.956</b>	<b>1:59.846 (1)</b>	<b>89.18</b>		<b>17:19:38.992</b>

P12 29 C		Charlie STONE		Kawasaki - Loveday auto repairs		
IDEAL LAP TIME : 2:00.668		BEST LAP TIME : 2:00.668		DIFFERENCE : 0.000		
LAP	SECTOR 1	SECTOR 2	LAP TIME	MPH	DIFF	TIME OF DAY
1 -		40.730	2:12.145	80.88	11.477	17:11:39.091
2 -	1:21.151	40.575	2:01.726	87.80	1.058	17:13:40.817
3 -	1:20.938	40.484	2:01.422 (3)	88.02	0.754	17:15:42.239
4 -	1:20.639	40.610	2:01.249 (2)	88.14	0.581	17:17:43.488
5 -	<b>1:20.372</b>	<b>40.296</b>	<b>2:00.668 (1)</b>	<b>88.57</b>		<b>17:19:44.156</b>

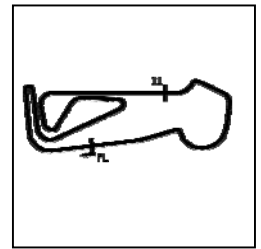
Weather / Track : Bright / Dry

Snetterton 300  
Circuit Length = 2.9689 miles  
Start: 17:09 Flag 17:19 End: 17:20

# BMCRC - MRO Championships 2019 - Rnd 8 @ Snetterton

Team Respro MRO 600 inc MSS Performance MRO Clubman 600

## RACE 16 - SECTOR ANALYSIS



SECTOR 1 = FL to I1, SECTOR 2 = I1 to FL, DIFF = Difference To Personal Best Lap, P = Crossed Finish Line in Pit Lane, D = Time Disallowed

P13 111		Ryan FOLKES		Triumph - Carl Harrison Motorcycle Services		
IDEAL LAP TIME : 2:01.180		BEST LAP TIME : 2:01.556		DIFFERENCE : 0.376		
LAP	SECTOR 1	SECTOR 2	LAP TIME	MPH	DIFF	TIME OF DAY
1 -		41.098	2:13.904	79.81	12.348	17:11:40.850
2 -	<b>1:20.507</b>	41.049	<b>2:01.556 (1)</b>	<b>87.92</b>		<b>17:13:42.406</b>
3 -	1:20.893	40.861	2:01.754 (2)	87.78	0.198	17:15:44.160
4 -	1:21.212	<b>40.673</b>	2:01.885 (3)	87.68	0.329	17:17:46.045
5 -	1:21.640	41.462	2:03.102	86.82	1.546	17:19:49.147

P14 12 C		Cedric BLOCH		Kawasaki - Brigit's Group & SDC Performance		
IDEAL LAP TIME : 2:02.003		BEST LAP TIME : 2:02.003		DIFFERENCE : 0.000		
LAP	SECTOR 1	SECTOR 2	LAP TIME	MPH	DIFF	TIME OF DAY
1 -		41.695	2:15.262	79.01	13.259	17:11:42.208
2 -	1:22.108	41.206	2:03.314 (3)	86.67	1.311	17:13:45.522
3 -	<b>1:21.292</b>	<b>40.711</b>	<b>2:02.003 (1)</b>	<b>87.60</b>		<b>17:15:47.525</b>
4 -	1:21.582	41.071	2:02.653 (2)	87.14	0.650	17:17:50.178
5 -	1:23.417	42.693	2:06.110	84.75	4.107	17:19:56.288

P15 41		Lynden LEATHERLAND		Yamaha - GL fabrications		
IDEAL LAP TIME : 2:03.209		BEST LAP TIME : 2:03.578		DIFFERENCE : 0.369		
LAP	SECTOR 1	SECTOR 2	LAP TIME	MPH	DIFF	TIME OF DAY
1 -		42.642	2:16.620	78.23	13.042	17:11:43.566
2 -	1:21.891	41.917	2:03.808	86.32	0.230	17:13:47.374
3 -	1:21.892	41.915	2:03.807 (3)	86.32	0.229	17:15:51.181
4 -	1:21.894	<b>41.684</b>	<b>2:03.578 (1)</b>	<b>86.48</b>		<b>17:17:54.759</b>
5 -	<b>1:21.525</b>	42.053	<b>2:03.578 (1)</b>	<b>86.48</b>		<b>17:19:58.337</b>

P16 40		David SHELVEY		Suzuki - ymark.com		
IDEAL LAP TIME : 2:03.705		BEST LAP TIME : 2:03.933		DIFFERENCE : 0.228		
LAP	SECTOR 1	SECTOR 2	LAP TIME	MPH	DIFF	TIME OF DAY
1 -		41.717	2:15.240	79.03	11.307	17:11:42.186
2 -	<b>1:22.364</b>	42.007	2:04.371 (2)	85.93	0.438	17:13:46.557
3 -	1:22.592	<b>41.341</b>	<b>2:03.933 (1)</b>	<b>86.24</b>		<b>17:15:50.490</b>
4 -	1:22.804	43.112	2:05.916	84.88	1.983	17:17:56.406
5 -	1:22.799	42.081	2:04.880 (3)	85.58	0.947	17:20:01.286

P17 288 C		Toby REYNOLDS		Honda - SKA Accountants Motorcycle tyres uk howesyourheati		
IDEAL LAP TIME : 2:03.892		BEST LAP TIME : 2:03.892		DIFFERENCE : 0.000		
LAP	SECTOR 1	SECTOR 2	LAP TIME	MPH	DIFF	TIME OF DAY
1 -		47.503	2:20.212	76.22	16.320	17:11:47.158
2 -	1:23.514	41.843	2:05.357	85.26	1.465	17:13:52.515
3 -	1:22.599	41.578	2:04.177 (2)	86.07	0.285	17:15:56.692
4 -	1:22.729	41.594	2:04.323 (3)	85.97	0.431	17:18:01.015
5 -	<b>1:22.591</b>	<b>41.301</b>	<b>2:03.892 (1)</b>	<b>86.26</b>		<b>17:20:04.907</b>

P18 263 C		James TUCKER		Triumph -		
IDEAL LAP TIME : 2:07.720		BEST LAP TIME : 2:07.720		DIFFERENCE : 0.000		
LAP	SECTOR 1	SECTOR 2	LAP TIME	MPH	DIFF	TIME OF DAY
1 -		43.297	2:18.535	77.15	10.815	17:11:45.481
2 -	1:25.364	43.910	2:09.274 (3)	82.67	1.554	17:13:54.755
3 -	1:25.484	50.216	2:15.700	78.76	7.980	17:16:10.455
4 -	<b>1:24.670</b>	<b>43.050</b>	<b>2:07.720 (1)</b>	<b>83.68</b>		<b>17:18:18.175</b>
5 -	1:24.886	43.424	2:08.310 (2)	83.29	0.590	17:20:26.485

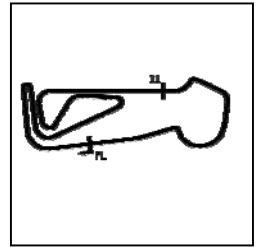
Weather / Track : Bright / Dry

Snetterton 300  
 Circuit Length = 2.9689 miles  
 Start: 17:09 Flag 17:19 End: 17:20

# BMCRC - MRO Championships 2019 - Rnd 8 @ Snetterton

Team Respro MRO 600 inc MSS Performance MRO Clubman 600

## RACE 16 - SECTOR ANALYSIS



SECTOR 1 = FL to I1, SECTOR 2 = I1 to FL, DIFF = Difference To Personal Best Lap, P = Crossed Finish Line in Pit Lane, D = Time Disallowed

<b>P19 83</b>		<b>Talan SKEELS-PIGGINS</b>		Yamaha - Talan Racing		
IDEAL LAP TIME : 2:09.500		BEST LAP TIME : 2:09.595		DIFFERENCE : 0.095		
LAP	SECTOR 1	SECTOR 2	LAP TIME	MPH	DIFF	TIME OF DAY
1 -		43.934	2:21.227	75.68	11.632	17:11:48.173
2 -	1:26.438	<b>43.692</b>	2:10.130 (2)	82.13	0.535	17:13:58.303
3 -	<b>1:25.808</b>	43.787	<b>2:09.595 (1)</b>	<b>82.47</b>		<b>17:16:07.898</b>
4 -	1:26.542	43.820	2:10.362	81.98	0.767	17:18:18.260
5 -	1:26.101	44.107	2:10.208 (3)	82.08	0.613	17:20:28.468

<b>P20 8 C</b>		<b>Dave SAUNDERS</b>		Honda -		
IDEAL LAP TIME : 2:09.052		BEST LAP TIME : 2:09.052		DIFFERENCE : 0.000		
LAP	SECTOR 1	SECTOR 2	LAP TIME	MPH	DIFF	TIME OF DAY
1 -		44.625	2:22.760	74.86	13.708	17:11:49.706
2 -	1:26.579	44.205	2:10.784	81.72	1.732	17:14:00.490
3 -	1:25.900	44.529	2:10.429 (3)	81.94	1.377	17:16:10.919
4 -	<b>1:25.434</b>	<b>43.618</b>	<b>2:09.052 (1)</b>	<b>82.81</b>		<b>17:18:19.971</b>
5 -	1:26.392	43.815	2:10.207 (2)	82.08	1.155	17:20:30.178

<b>P21 5 C</b>		<b>Ash NORRINGTON</b>		Triumph -		
IDEAL LAP TIME : 2:12.270		BEST LAP TIME : 2:12.498		DIFFERENCE : 0.228		
LAP	SECTOR 1	SECTOR 2	LAP TIME	MPH	DIFF	TIME OF DAY
1 -		44.560	2:23.155	74.66	10.657	17:11:50.101
2 -	1:27.959	<b>44.539</b>	<b>2:12.498 (1)</b>	<b>80.66</b>		<b>17:14:02.599</b>
3 -	1:27.991	44.898	2:12.889 (3)	80.42	0.391	17:16:15.488
4 -	<b>1:27.731</b>	44.817	2:12.548 (2)	80.63	0.050	17:18:28.036
5 -	1:28.975	45.116	2:14.091	79.70	1.593	17:20:42.127

Weather / Track : Bright / Dry

Results can be found at [www.tsl-timing.com](http://www.tsl-timing.com)

Page 4 of 4

Snetterton 300  
Circuit Length = 2.9689 miles  
Start: 17:09 Flag 17:19 End: 17:20

Printed - 17:22 Saturday, 14 September 2019



# BMCRC - MRO Championships 2019 - Rnd 8 @ Snetterton

Team Respro MRO 600 inc MSS Performance MRO Clubman 600

## RACE 16 - BEST SECTORS

SECTOR 1			SECTOR 2			IDEAL / BEST COMPARISON						
POS	NO	NAME	TIME	NO	NAME	TIME	POS	NO	NAME	IDEAL	BEST	DIFF
									<b>PERFECT LAP</b>	<b>1:57.098</b>		
1	86	KELMAN	<b>1:17.951</b>	44	PLATTON	<b>39.147</b>	1	44	PLATTON	1:57.227	1:57.576	0.349
2	44	PLATTON	<b>1:18.080</b>	56	MILLS	<b>39.169</b>	2	86	KELMAN	1:57.298	1:57.372	0.074
3	2	BROOKS	<b>1:18.155</b>	2	BROOKS	<b>39.177</b>	3	2	BROOKS	1:57.332	1:57.680	0.348
4	154	NORVAL	<b>1:18.548</b>	154	NORVAL	<b>39.240</b>	4	56	MILLS	1:57.760	1:57.760	0.000
5	56	MILLS	<b>1:18.591</b>	86	KELMAN	<b>39.347</b>	5	154	NORVAL	1:57.788	1:57.788	0.000
6	21	WHITCHER	<b>1:18.849</b>	21	WHITCHER	<b>39.357</b>	6	21	WHITCHER	1:58.206	1:58.252	0.046
7	60	YOUNGE	<b>1:18.970</b>	188	KRAWIECKI	<b>39.565</b>	7	60	YOUNGE	1:58.768	1:58.768	0.000
8	82	SMITH	<b>1:19.044</b>	60	YOUNGE	<b>39.798</b>	8	82	SMITH	1:58.861	1:59.123	0.262
9	188	KRAWIECKI	<b>1:19.576</b>	82	SMITH	<b>39.817</b>	9	188	KRAWIECKI	1:59.141	1:59.141	0.000
10	173	DRAPER	<b>1:19.631</b>	912	WHITE	<b>39.956</b>	10	173	DRAPER	1:59.630	1:59.805	0.175
11	912	WHITE	<b>1:19.680</b>	173	DRAPER	<b>39.999</b>	11	912	WHITE	1:59.636	1:59.846	0.210
12	29	STONE	<b>1:20.372</b>	29	STONE	<b>40.296</b>	12	29	STONE	2:00.668	2:00.668	0.000
13	111	FOLKES	<b>1:20.507</b>	111	FOLKES	<b>40.673</b>	13	111	FOLKES	2:01.180	2:01.556	0.376
14	12	BLOCH	<b>1:21.292</b>	12	BLOCH	<b>40.711</b>	14	12	BLOCH	2:02.003	2:02.003	0.000
15	41	LEATHERLAND	<b>1:21.525</b>	288	REYNOLDS	<b>41.301</b>	15	41	LEATHERLAND	2:03.209	2:03.578	0.369
16	40	SHELVEY	<b>1:22.364</b>	40	SHELVEY	<b>41.341</b>	16	40	SHELVEY	2:03.705	2:03.933	0.228
17	288	REYNOLDS	<b>1:22.591</b>	41	LEATHERLAND	<b>41.684</b>	17	288	REYNOLDS	2:03.892	2:03.892	0.000
18	263	TUCKER	<b>1:24.670</b>	263	TUCKER	<b>43.050</b>	18	263	TUCKER	2:07.720	2:07.720	0.000
19	8	SAUNDERS	<b>1:25.434</b>	8	SAUNDERS	<b>43.618</b>	19	8	SAUNDERS	2:09.052	2:09.052	0.000
20	83	SKEELS-PIGGINS	<b>1:25.808</b>	83	SKEELS-PIGGINS	<b>43.692</b>	20	83	SKEELS-PIGGINS	2:09.500	2:09.595	0.095
21	5	NORRINGTON	<b>1:27.731</b>	5	NORRINGTON	<b>44.539</b>	21	5	NORRINGTON	2:12.270	2:12.498	0.228

Weather / Track : Bright / Dry

Results can be found at [www.tsl-timing.com](http://www.tsl-timing.com)

Snetterton 300

Circuit Length = 2.9689 miles

Start: 17:09 Flag 17:19 End: 17:20

Printed - 17:21 Saturday, 14 September 2019

**BMCRC - MRO Championships 2019 - Rnd 8 @ Snetterton**

**Team Respro MRO 600 inc MSS Performance MRO Clubman 600**



**RACE 8 - GRID (7 Laps)**

ROW 8	24	2:09.595	83	Talan SKEELS-PIGGINS	23	141	Luke HARRIS	22	624	Matthew FEDRICK				
ROW 7			21	152	Elliot FRICKER	20	5	2:12.498	Ash NORRINGTON	19	8	2:09.052	Dave SAUNDERS	
ROW 6		2:07.720	18	263	James TUCKER	17	40	2:03.933	David SHELVEY	16	288	2:03.892	Toby REYNOLDS	
ROW 5			15	41	2:03.578	Lynden LEATHERLAND	14	12	2:02.003	Cedric BLOCH	13	111	2:01.556	Ryan FOLKES
ROW 4		2:00.668	12	29	Charlie STONE	11	912	1:59.846	Michael WHITE	10	173	1:59.805	Steve DRAPER	
ROW 3			9	188	1:59.141	Dawid KRAWIECKI	8	82	1:59.123	Andrew SMITH	7	60	1:58.768	Jack YOUNGE
ROW 2		1:58.252	6	21	Nick WHITCHER	5	154	1:57.788	Shane NORVAL	4	56	1:57.760	Michael MILLS	
ROW 1			3	2	1:57.680	Daniel BROOKS	2	44	1:57.576	Hayden PLATTON	1	86	1:57.372	Jamie KELMAN
													<b>Pole</b>	

Snetterton 300  
Circuit Length = 2.9689 miles

**These results are provisional until the conclusion of any judicial and technical matters.**

Clerk Of Course :	Steward :	Timekeeper :
-------------------	-----------	--------------

Results can be found at [www.tsl-timing.com](http://www.tsl-timing.com)

Printed - 17:23 Saturday, 14 September 2019



**BMCRC - MRO Championships 2019 - Rnd 8 @ Snetterton**

**Team Respro MRO 600 inc MSS Performance MRO Clubman 600**



**RACE 8 - CLASSIFICATION**

POS	NO	CL	PIC NAME	ENTRY	LAPS	TIME	GAP	DIFF	MPH	BEST	ON
1	86		1 Jamie KELMAN	Triumph - Phased Out Racing /TSR vapour blasting	7	13:48.550			90.29	1:57.168	6
2	44		2 Hayden PLATTON	Kawasaki - NR Racing	7	13:48.703	0.153	0.153	90.28	1:56.870	4
3	154		3 Shane NORVAL	Yamaha - European Shoe Machinery	7	13:49.454	0.904	0.751	90.19	1:57.179	6
4	56		4 Michael MILLS	Yamaha - A51 Racing	7	13:50.292	1.742	0.838	90.10	1:56.954	6
5	2		5 Daniel BROOKS	Kawasaki -	7	13:52.529	3.979	2.237	89.86	1:57.464	3
6	82		6 Andrew SMITH	Kawasaki - MSS Performance / Addition Steel	7	14:02.116	13.566	9.587	88.84	1:59.049	2
7	173		7 Steve DRAPER	Yamaha -	7	14:02.177	13.627	0.061	88.83	1:57.701	7
8	188	C	1 Dawid KRAWIECKI	Yamaha - Code Blue LTD & D A East Electrical	7	14:06.378	17.828	4.201	88.39	1:58.902	7
9	912	C	2 Michael WHITE	Yamaha - Race Lab Suspension	7	14:08.102	19.552	1.724	88.21	1:59.629	5
10	12	C	3 Cedric BLOCH	Kawasaki - Brigit's Group & SDC Performance	7	14:12.262	23.712	4.160	87.78	1:59.629	4
11	111		8 Ryan FOLKES	Triumph - Carl Harrison Motorcyle Services	7	14:12.610	24.060	0.348	87.74	2:00.106	6
12	60*	C	4 Jack YOUNGE	Yamaha - Chase Timber / iceni motorcycles	7	14:16.787	28.237	4.177	87.32	1:59.290	5
13	29	C	5 Charlie STONE	Kawasaki - Loveday auto repairs	7	14:17.570	29.020	0.783	87.24	2:00.166	5
14	40		9 David SHELVEY	Suzuki - ymark.com	7	14:31.602	43.052	14.032	85.83	2:02.229	2
15	41		10 Lynden LEATHERLAND	Yamaha - GL fabrications	7	14:35.381	46.831	3.779	85.46	2:02.782	5
16	263	C	6 James TUCKER	Triumph -	7	15:03.909	1:15.359	28.528	82.76	2:06.541	7
17	83		11 Talan SKEELS-PIGGINS	Yamaha - Talan Racing	7	15:10.527	1:21.977	6.618	82.16	2:07.821	2
18	624	C	7 Matthew FEDRICK	Yamaha - Matthew Fedrick farriers ltd	7	15:21.271	1:32.721	10.744	81.21	2:09.970	7
19	8*	C	8 Dave SAUNDERS	Honda -	7	15:31.401	1:42.851	10.130	80.32	2:09.099	3
20	5	C	9 Ash NORRINGTON	Triumph -	7	15:34.698	1:46.148	3.297	80.04	2:11.708	6

**NOT CLASSIFIED**

DNF	21*	C	Nick WHITCHER	Yamaha -	5	10:08.038	2 Laps	2 Laps	87.88	1:58.023	5
-----	-----	---	---------------	----------	---	-----------	--------	--------	-------	----------	---

**FASTEST LAP**

44			Hayden PLATTON	Kawasaki - NR Racing	4	1:56.870			91.45 mph	147.17 kph	
21		C	Nick WHITCHER	Yamaha -	5	1:58.023			90.55 mph	145.74 kph	

**No. 21 & 60 - 10 Second Penalty, Jump Start**  
**No. 8 - 10 Second penalty, Yellow flag infringement**  
**Class - 92.5% of Race Speed = 83.51 mph**  
**Class C - 92.5% of Race Speed = 81.76 mph**

Snetterton 300  
 Circuit Length = 2.9689 miles  
 Start: 12:17 Flag 12:31 End: 12:33

**Weather / Track : Bright / Dry**  
**These results are provisional until the conclusion of any judicial and technical matters.**

Clerk Of Course :	Steward :	Timekeeper :
-------------------	-----------	--------------

Results can be found at [www.tsl-timing.com](http://www.tsl-timing.com)

Printed - 12:34 Sunday, 15 September 2019



# BMCRC - MRO Championships 2019 - Rnd 8 @ Snetterton

## Team Respro MRO 600 inc MSS Performance MRO Clubman 600

### RACE 8 - LAP CHART

#### LAP 1 @ 12:19:32.398

NO	BEHIND	LAP TIME
86		2:02.567
44	0.505	2:03.072
21	1.071	2:03.638
56	1.075	2:03.642
154	1.472	2:04.039
2	2.726	2:05.293
82	3.183	2:05.750
173	3.411	2:05.978
912	4.289	2:06.856
188	4.556	2:07.123
60	4.735	2:07.302
29	6.658	2:09.225
111	7.033	2:09.600
40	7.572	2:10.139
12	7.605	2:10.172
41	11.466	2:14.033
263	12.082	2:14.649
83	14.132	2:16.699
624	15.754	2:18.321
8	15.772	2:18.339
5	16.758	2:19.325

#### LAP 2 @ 12:21:31.197

NO	BEHIND	LAP TIME
86		1:58.799
44	0.485	1:58.779
56	0.497	1:58.221
154	0.595	1:57.922
21	1.344	1:59.072
2	2.293	1:58.366
82	3.433	1:59.049
173	4.702	2:00.090
60	6.315	2:00.379
912	6.892	2:01.402
188	6.950	2:01.193
111	9.300	2:01.066
29	9.940	2:02.081
12	10.001	2:01.195
40	11.002	2:02.229
41	18.295	2:05.628
263	22.664	2:09.381
83	23.154	2:07.821
624	27.084	2:10.129
8	27.679	2:10.706
5	29.769	2:11.810

#### LAP 3 @ 12:23:28.787

NO	BEHIND	LAP TIME
86		1:57.590
154	0.526	1:57.521
56	1.406	1:58.499
44	1.497	1:58.602
21	1.970	1:58.216
2	2.167	1:57.464
82	5.244	1:59.401
173	7.022	1:59.910
60	8.953	2:00.228
912	9.204	1:59.902
188	10.046	2:00.686
111	12.218	2:00.508
12	12.319	1:59.908

29	14.383	2:02.033
40	15.987	2:02.575
41	24.495	2:03.790
263	34.233	2:09.159
83	34.602	2:09.038
8	39.188	2:09.099
624	40.116	2:10.622
5	44.753	2:12.574

#### LAP 4 @ 12:25:26.400

NO	BEHIND	LAP TIME
86		1:57.613
154	0.605	1:57.692
44	0.754	1:56.870
56	1.803	1:58.010
2	2.481	1:57.927
21	3.446	1:59.089
82	7.005	1:59.374
173	10.009	2:00.600
912	11.359	1:59.768
60	11.496	2:00.156
188	11.906	1:59.473
12	14.335	1:59.629
111	15.069	2:00.464
29	17.969	2:01.199
40	22.551	2:04.177
41	30.002	2:03.120
263	45.415	2:08.795
83	45.896	2:08.907
8	53.114	2:11.539
624	53.969	2:11.466
5	1:00.465	2:13.325

#### LAP 5 @ 12:27:23.629

NO	BEHIND	LAP TIME
86		1:57.229
44	0.492	1:56.967
154	1.222	1:57.846
56	1.668	1:57.094
2	2.981	1:57.729
21	4.240	1:58.023
82	9.156	1:59.380
173	12.276	1:59.496
60	13.557	1:59.290
912	13.759	1:59.629
188	14.526	1:59.849
12	16.969	1:59.863
111	18.009	2:00.169
29	20.906	2:00.166
40	29.197	2:03.875
41	35.555	2:02.782
263	56.083	2:07.897
83	57.192	2:08.525
8	1:06.685	2:10.800
624	1:06.890	2:10.150
5	1:15.240	2:12.004

#### LAP 6 @ 12:29:20.797

NO	BEHIND	LAP TIME
86		1:57.168
44	0.249	1:56.925
154	1.233	1:57.179
56	1.454	1:56.954

2	3.466	1:57.653
82	11.500	1:59.512
173	13.510	1:58.402
60	16.087	1:59.698
912	16.394	1:59.803
188	16.510	1:59.152
12	20.337	2:00.536
111	20.947	2:00.106
29	25.761	2:02.023
40	36.431	2:04.402
41	41.169	2:02.782
263	1:06.402	2:07.487
83	1:08.977	2:08.953
8	1:19.683	2:10.166
624	1:20.335	2:10.613
5	1:29.780	2:11.708

#### LAP 7 @ 12:31:18.381

NO	BEHIND	LAP TIME
86		1:57.584
44	0.153	1:57.488
154	0.904	1:57.255
56	1.742	1:57.872
2	3.979	1:58.097
82	13.566	1:59.650
173	13.627	1:57.701
188	17.828	1:58.902
60	18.237	1:59.734
912	19.552	2:00.742
12	23.712	2:00.959
111	24.060	2:00.697
29	29.020	2:00.843
40	43.052	2:04.205
41	46.831	2:03.246
263	1:15.359	2:06.541
83	1:21.977	2:10.584
624	1:32.721	2:09.970
8	1:32.851	2:10.752
5	1:46.148	2:13.952

Weather / Track : Bright / Dry

Results can be found at [www.tsl-timing.com](http://www.tsl-timing.com)

Snetterton 300

Circuit Length = 2.9689 miles

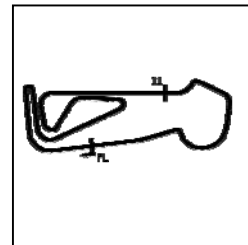
Start: 12:17 Flag 12:31 End: 12:33

Printed - 12:37 Sunday, 15 September 2019

# BMCRC - MRO Championships 2019 - Rnd 8 @ Snetterton

Team Respro MRO 600 inc MSS Performance MRO Clubman 600

## RACE 8 - SECTOR ANALYSIS



SECTOR 1 = FL to I1, SECTOR 2 = I1 to FL, DIFF = Difference To Personal Best Lap, P = Crossed Finish Line in Pit Lane, D = Time Disallowed

P1 86		Jamie KELMAN		Triumph - Phased Out Racing /TSR vapour blasting		
IDEAL LAP TIME : 1:56.780		BEST LAP TIME : 1:57.168		DIFFERENCE : 0.388		
LAP	SECTOR 1	SECTOR 2	LAP TIME	MPH	DIFF	TIME OF DAY
1 -		39.643	2:02.567	87.20	5.399	12:19:32.398
2 -	1:18.712	40.087	1:58.799	89.96	1.631	12:21:31.197
3 -	1:18.073	39.517	1:57.590	90.89	0.422	12:23:28.787
4 -	1:18.154	39.459	1:57.613	90.87	0.445	12:25:26.400
5 -	1:17.553	39.676	1:57.229 (2)	91.17	0.061	12:27:23.629
6 -	<b>1:17.527</b>	39.641	<b>1:57.168 (1)</b>	<b>91.22</b>		<b>12:29:20.797</b>
7 -	1:18.331	<b>39.253</b>	1:57.584 (3)	90.89	0.416	12:31:18.381

P2 44		Hayden PLATTON		Kawasaki - NR Racing		
IDEAL LAP TIME : 1:56.644		BEST LAP TIME : 1:56.870		DIFFERENCE : 0.226		
LAP	SECTOR 1	SECTOR 2	LAP TIME	MPH	DIFF	TIME OF DAY
1 -		39.728	2:03.072	86.84	6.202	12:19:32.903
2 -	1:18.282	40.497	1:58.779	89.98	1.909	12:21:31.682
3 -	1:18.305	40.297	1:58.602	90.11	1.732	12:23:30.284
4 -	1:17.438	39.432	<b>1:56.870 (1)</b>	<b>91.45</b>		<b>12:25:27.154</b>
5 -	1:17.692	<b>39.275</b>	1:56.967 (3)	91.37	0.097	12:27:24.121
6 -	<b>1:17.369</b>	39.556	1:56.925 (2)	91.40	0.055	12:29:21.046
7 -	1:18.204	39.284	1:57.488	90.97	0.618	12:31:18.534

P3 154		Shane NORVAL		Yamaha - European Shoe Machinery		
IDEAL LAP TIME : 1:57.085		BEST LAP TIME : 1:57.179		DIFFERENCE : 0.094		
LAP	SECTOR 1	SECTOR 2	LAP TIME	MPH	DIFF	TIME OF DAY
1 -		39.605	2:04.039	86.16	6.860	12:19:33.870
2 -	1:18.396	39.526	1:57.922	90.63	0.743	12:21:31.792
3 -	1:17.999	39.522	1:57.521 (3)	90.94	0.342	12:23:29.313
4 -	1:18.132	39.560	1:57.692	90.81	0.513	12:25:27.005
5 -	1:18.516	<b>39.330</b>	1:57.846	90.69	0.667	12:27:24.851
6 -	<b>1:17.755</b>	39.424	<b>1:57.179 (1)</b>	<b>91.21</b>		<b>12:29:22.030</b>
7 -	1:17.920	39.335	1:57.255 (2)	91.15	0.076	12:31:19.285

P4 56		Michael MILLS		Yamaha - A51 Racing		
IDEAL LAP TIME : 1:56.954		BEST LAP TIME : 1:56.954		DIFFERENCE : 0.000		
LAP	SECTOR 1	SECTOR 2	LAP TIME	MPH	DIFF	TIME OF DAY
1 -		39.540	2:03.642	86.44	6.688	12:19:33.473
2 -	1:18.543	39.678	1:58.221	90.40	1.267	12:21:31.694
3 -	1:18.596	39.903	1:58.499	90.19	1.545	12:23:30.193
4 -	1:18.635	39.375	1:58.010	90.56	1.056	12:25:28.203
5 -	1:17.917	39.177	1:57.094 (2)	91.27	0.140	12:27:25.297
6 -	<b>1:17.852</b>	<b>39.102</b>	<b>1:56.954 (1)</b>	<b>91.38</b>		<b>12:29:22.251</b>
7 -	1:18.258	39.614	1:57.872 (3)	90.67	0.918	12:31:20.123

P5 2		Daniel BROOKS		Kawasaki -		
IDEAL LAP TIME : 1:57.464		BEST LAP TIME : 1:57.464		DIFFERENCE : 0.000		
LAP	SECTOR 1	SECTOR 2	LAP TIME	MPH	DIFF	TIME OF DAY
1 -		40.168	2:05.293	85.30	7.829	12:19:35.124
2 -	1:18.756	39.610	1:58.366	90.29	0.902	12:21:33.490
3 -	<b>1:18.079</b>	<b>39.385</b>	<b>1:57.464 (1)</b>	<b>90.99</b>		<b>12:23:30.954</b>
4 -	1:18.374	39.553	1:57.927	90.63	0.463	12:25:28.881
5 -	1:18.212	39.517	1:57.729 (3)	90.78	0.265	12:27:26.610
6 -	1:18.093	39.560	1:57.653 (2)	90.84	0.189	12:29:24.263
7 -	1:18.439	39.658	1:58.097	90.50	0.633	12:31:22.360

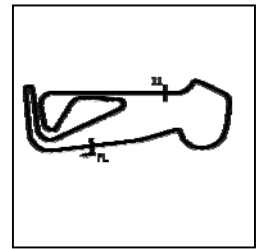
Weather / Track : Bright / Dry

Snetterton 300  
Circuit Length = 2.9689 miles  
Start: 12:17 Flag 12:31 End: 12:33

# BMCRC - MRO Championships 2019 - Rnd 8 @ Snetterton

Team Respro MRO 600 inc MSS Performance MRO Clubman 600

## RACE 8 - SECTOR ANALYSIS



SECTOR 1 = FL to I1, SECTOR 2 = I1 to FL, DIFF = Difference To Personal Best Lap, P = Crossed Finish Line in Pit Lane, D = Time Disallowed

P6 82		Andrew SMITH		Kawasaki - MSS Performance / Addition Steel		
IDEAL LAP TIME : 1:58.800		BEST LAP TIME : 1:59.049		DIFFERENCE : 0.249		
LAP	SECTOR 1	SECTOR 2	LAP TIME	MPH	DIFF	TIME OF DAY
1 -		40.306	2:05.750	84.99	6.701	12:19:35.581
2 -	<b>1:18.889</b>	40.160	<b>1:59.049 (1)</b>	<b>89.77</b>		<b>12:21:34.630</b>
3 -	1:19.317	40.084	1:59.401	89.51	0.352	12:23:34.031
4 -	1:19.393	39.981	1:59.374 (2)	89.53	0.325	12:25:33.405
5 -	1:19.106	40.274	1:59.380 (3)	89.52	0.331	12:27:32.785
6 -	1:19.601	<b>39.911</b>	1:59.512	89.43	0.463	12:29:32.297
7 -	1:19.374	40.276	1:59.650	89.32	0.601	12:31:31.947

P7 173		Steve DRAPER		Yamaha -		
IDEAL LAP TIME : 1:57.701		BEST LAP TIME : 1:57.701		DIFFERENCE : 0.000		
LAP	SECTOR 1	SECTOR 2	LAP TIME	MPH	DIFF	TIME OF DAY
1 -		40.151	2:05.978	84.84	8.277	12:19:35.809
2 -	1:19.975	40.115	2:00.090	89.00	2.389	12:21:35.899
3 -	1:19.655	40.255	1:59.910	89.13	2.209	12:23:35.809
4 -	1:20.566	40.034	2:00.600	88.62	2.899	12:25:36.409
5 -	1:19.424	40.072	1:59.496 (3)	89.44	1.795	12:27:35.905
6 -	1:18.781	39.621	1:58.402 (2)	90.26	0.701	12:29:34.307
7 -	<b>1:18.206</b>	<b>39.495</b>	<b>1:57.701 (1)</b>	<b>90.80</b>		<b>12:31:32.008</b>

P8 188 C		Dawid KRAWIECKI		Yamaha - Code Blue LTD & D A East Electrical		
IDEAL LAP TIME : 1:58.847		BEST LAP TIME : 1:58.902		DIFFERENCE : 0.055		
LAP	SECTOR 1	SECTOR 2	LAP TIME	MPH	DIFF	TIME OF DAY
1 -		40.521	2:07.123	84.07	8.221	12:19:36.954
2 -	1:20.076	41.117	2:01.193	88.19	2.291	12:21:38.147
3 -	1:20.433	40.253	2:00.686	88.56	1.784	12:23:38.833
4 -	1:19.654	39.819	1:59.473 (3)	89.46	0.571	12:25:38.306
5 -	1:19.903	39.946	1:59.849	89.17	0.947	12:27:38.155
6 -	<b>1:19.279</b>	39.873	1:59.152 (2)	89.70	0.250	12:29:37.307
7 -	1:19.334	<b>39.568</b>	<b>1:58.902 (1)</b>	<b>89.88</b>		<b>12:31:36.209</b>

P9 912 C		Michael WHITE		Yamaha - Race Lab Suspension		
IDEAL LAP TIME : 1:59.560		BEST LAP TIME : 1:59.629		DIFFERENCE : 0.069		
LAP	SECTOR 1	SECTOR 2	LAP TIME	MPH	DIFF	TIME OF DAY
1 -		<b>40.249</b>	2:06.856	84.25	7.227	12:19:36.687
2 -	1:19.655	41.747	2:01.402	88.03	1.773	12:21:38.089
3 -	1:19.545	40.357	1:59.902	89.14	0.273	12:23:37.991
4 -	<b>1:19.311</b>	40.457	1:59.768 (2)	89.23	0.139	12:25:37.759
5 -	1:19.331	40.298	<b>1:59.629 (1)</b>	<b>89.34</b>		<b>12:27:37.388</b>
6 -	1:19.416	40.387	1:59.803 (3)	89.21	0.174	12:29:37.191
7 -	1:20.097	40.645	2:00.742	88.51	1.113	12:31:37.933

P10 12 C		Cedric BLOCH		Kawasaki - Brigit's Group & SDC Performance		
IDEAL LAP TIME : 1:59.404		BEST LAP TIME : 1:59.629		DIFFERENCE : 0.225		
LAP	SECTOR 1	SECTOR 2	LAP TIME	MPH	DIFF	TIME OF DAY
1 -		40.949	2:10.172	82.10	10.543	12:19:40.003
2 -	1:20.687	40.508	2:01.195	88.18	1.566	12:21:41.198
3 -	1:19.872	<b>40.036</b>	1:59.908 (3)	89.13	0.279	12:23:41.106
4 -	<b>1:19.368</b>	40.261	<b>1:59.629 (1)</b>	<b>89.34</b>		<b>12:25:40.735</b>
5 -	1:19.538	40.325	1:59.863 (2)	89.16	0.234	12:27:40.598
6 -	1:20.174	40.362	2:00.536	88.67	0.907	12:29:41.134
7 -	1:19.759	41.200	2:00.959	88.36	1.330	12:31:42.093

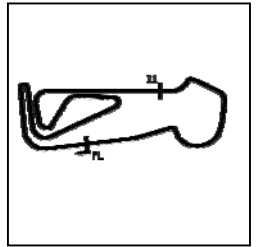
Weather / Track : Bright / Dry

Snetterton 300  
Circuit Length = 2.9689 miles  
Start: 12:17 Flag 12:31 End: 12:33

# BMCRC - MRO Championships 2019 - Rnd 8 @ Snetterton

Team Respro MRO 600 inc MSS Performance MRO Clubman 600

## RACE 8 - SECTOR ANALYSIS



SECTOR 1 = FL to I1, SECTOR 2 = I1 to FL, DIFF = Difference To Personal Best Lap, P = Crossed Finish Line in Pit Lane, D = Time Disallowed

P11 111		Ryan FOLKES		Triumph - Carl Harrison Motorcycle Services		
IDEAL LAP TIME : 2:00.087		BEST LAP TIME : 2:00.106		DIFFERENCE : 0.019		
LAP	SECTOR 1	SECTOR 2	LAP TIME	MPH	DIFF	TIME OF DAY
1 -		41.047	2:09.600	82.46	9.494	12:19:39.431
2 -	1:20.572	40.494	2:01.066	88.28	0.960	12:21:40.497
3 -	1:19.916	40.592	2:00.508	88.69	0.402	12:23:41.005
4 -	1:19.828	40.636	2:00.464 (3)	88.72	0.358	12:25:41.469
5 -	1:19.744	<b>40.425</b>	2:00.169 (2)	88.94	0.063	12:27:41.638
6 -	<b>1:19.662</b>	40.444	<b>2:00.106 (1)</b>	<b>88.98</b>		<b>12:29:41.744</b>
7 -	1:20.053	40.644	2:00.697	88.55	0.591	12:31:42.441

P12 60 C		Jack YOUNGE		Yamaha - Chase Timber / iceni motorcycles		
IDEAL LAP TIME : 1:59.084		BEST LAP TIME : 1:59.290		DIFFERENCE : 0.206		
LAP	SECTOR 1	SECTOR 2	LAP TIME	MPH	DIFF	TIME OF DAY
1 -		40.382	2:07.302	83.95	8.012	12:19:37.133
2 -	1:19.492	40.887	2:00.379	88.78	1.089	12:21:37.512
3 -	1:19.942	40.286	2:00.228	88.89	0.938	12:23:37.740
4 -	1:20.001	40.155	2:00.156	88.95	0.866	12:25:37.896
5 -	<b>1:19.164</b>	40.126	<b>1:59.290 (1)</b>	<b>89.59</b>		<b>12:27:37.186</b>
6 -	1:19.664	40.034	1:59.698 (2)	89.29	0.408	12:29:36.884
7 -	1:19.814	<b>39.920</b>	1:59.734 (3)	89.26	0.444	12:31:36.618

P13 29 C		Charlie STONE		Kawasaki - Loveday auto repairs		
IDEAL LAP TIME : 2:00.166		BEST LAP TIME : 2:00.166		DIFFERENCE : 0.000		
LAP	SECTOR 1	SECTOR 2	LAP TIME	MPH	DIFF	TIME OF DAY
1 -		40.648	2:09.225	82.70	9.059	12:19:39.056
2 -	1:21.080	41.001	2:02.081	87.54	1.915	12:21:41.137
3 -	1:20.847	41.186	2:02.033	87.58	1.867	12:23:43.170
4 -	1:20.449	40.750	2:01.199 (3)	88.18	1.033	12:25:44.369
5 -	<b>1:19.819</b>	<b>40.347</b>	<b>2:00.166 (1)</b>	<b>88.94</b>		<b>12:27:44.535</b>
6 -	1:20.934	41.089	2:02.023	87.59	1.857	12:29:46.558
7 -	1:20.485	40.358	2:00.843 (2)	88.44	0.677	12:31:47.401

P14 40		David SHELVEY		Suzuki - ymark.com		
IDEAL LAP TIME : 2:02.082		BEST LAP TIME : 2:02.229		DIFFERENCE : 0.147		
LAP	SECTOR 1	SECTOR 2	LAP TIME	MPH	DIFF	TIME OF DAY
1 -		41.009	2:10.139	82.12	7.910	12:19:39.970
2 -	<b>1:21.196</b>	41.033	<b>2:02.229 (1)</b>	<b>87.44</b>		<b>12:21:42.199</b>
3 -	1:21.689	<b>40.886</b>	2:02.575 (2)	87.19	0.346	12:23:44.774
4 -	1:22.843	41.334	2:04.177	86.07	1.948	12:25:48.951
5 -	1:22.505	41.370	2:03.875 (3)	86.28	1.646	12:27:52.826
6 -	1:23.105	41.297	2:04.402	85.91	2.173	12:29:57.228
7 -	1:22.579	41.626	2:04.205	86.05	1.976	12:32:01.433

P15 41		Lynden LEATHERLAND		Yamaha - GL fabrications		
IDEAL LAP TIME : 2:02.432		BEST LAP TIME : 2:02.782		DIFFERENCE : 0.350		
LAP	SECTOR 1	SECTOR 2	LAP TIME	MPH	DIFF	TIME OF DAY
1 -		42.210	2:14.033	79.74	11.251	12:19:43.864
2 -	1:23.493	42.135	2:05.628	85.07	2.846	12:21:49.492
3 -	1:21.700	42.090	2:03.790	86.34	1.008	12:23:53.282
4 -	<b>1:20.976</b>	42.144	2:03.120 (3)	86.81	0.338	12:25:56.402
5 -	1:21.326	<b>41.456</b>	<b>2:02.782 (1)</b>	<b>87.04</b>		<b>12:27:59.184</b>
6 -	1:21.194	41.588	<b>2:02.782 (1)</b>	<b>87.04</b>		<b>12:30:01.966</b>
7 -	1:21.679	41.567	2:03.246	86.72	0.464	12:32:05.212

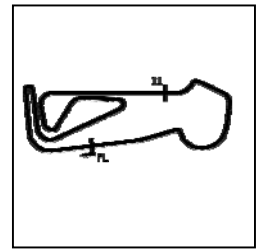
Weather / Track : Bright / Dry

Snetterton 300  
Circuit Length = 2.9689 miles  
Start: 12:17 Flag 12:31 End: 12:33

# BMCRC - MRO Championships 2019 - Rnd 8 @ Snetterton

Team Respro MRO 600 inc MSS Performance MRO Clubman 600

## RACE 8 - SECTOR ANALYSIS



SECTOR 1 = FL to I1, SECTOR 2 = I1 to FL, DIFF = Difference To Personal Best Lap, P = Crossed Finish Line in Pit Lane, D = Time Disallowed

P16 263 C		James TUCKER		Triumph -		
IDEAL LAP TIME : 2:06.541		BEST LAP TIME : 2:06.541		DIFFERENCE : 0.000		
LAP	SECTOR 1	SECTOR 2	LAP TIME	MPH	DIFF	TIME OF DAY
1 -		42.784	2:14.649	79.37	8.108	12:19:44.480
2 -	1:25.872	43.509	2:09.381	82.60	2.840	12:21:53.861
3 -	1:25.446	43.713	2:09.159	82.75	2.618	12:24:03.020
4 -	1:25.205	43.590	2:08.795	82.98	2.254	12:26:11.815
5 -	1:24.926	42.971	2:07.897 (3)	83.56	1.356	12:28:19.712
6 -	1:24.559	42.928	2:07.487 (2)	83.83	0.946	12:30:27.199
7 -	<b>1:23.830</b>	<b>42.711</b>	<b>2:06.541 (1)</b>	<b>84.46</b>		<b>12:32:33.740</b>

P17 83		Talan SKEELS-PIGGINS		Yamaha - Talan Racing		
IDEAL LAP TIME : 2:07.748		BEST LAP TIME : 2:07.821		DIFFERENCE : 0.073		
LAP	SECTOR 1	SECTOR 2	LAP TIME	MPH	DIFF	TIME OF DAY
1 -		<b>42.885</b>	2:16.699	78.18	8.878	12:19:46.530
2 -	<b>1:24.863</b>	42.958	<b>2:07.821 (1)</b>	<b>83.61</b>		<b>12:21:54.351</b>
3 -	1:25.437	43.601	2:09.038	82.82	1.217	12:24:03.389
4 -	1:25.796	43.111	2:08.907 (3)	82.91	1.086	12:26:12.296
5 -	1:25.191	43.334	2:08.525 (2)	83.15	0.704	12:28:20.821
6 -	1:25.579	43.374	2:08.953	82.88	1.132	12:30:29.774
7 -	1:27.037	43.547	2:10.584	81.84	2.763	12:32:40.358

P18 624 C		Matthew FEDRICK		Yamaha - Matthew Fedrick farriers ltd		
IDEAL LAP TIME : 2:09.641		BEST LAP TIME : 2:09.970		DIFFERENCE : 0.329		
LAP	SECTOR 1	SECTOR 2	LAP TIME	MPH	DIFF	TIME OF DAY
1 -		43.816	2:18.321	77.26	8.351	12:19:48.152
2 -	<b>1:26.283</b>	43.846	2:10.129 (2)	82.13	0.159	12:21:58.281
3 -	1:26.448	44.174	2:10.622	81.82	0.652	12:24:08.903
4 -	1:26.760	44.706	2:11.466	81.29	1.496	12:26:20.369
5 -	1:26.792	<b>43.358</b>	2:10.150 (3)	82.12	0.180	12:28:30.519
6 -	1:27.027	43.586	2:10.613	81.83	0.643	12:30:41.132
7 -	1:26.290	43.680	<b>2:09.970 (1)</b>	<b>82.23</b>		<b>12:32:51.102</b>

P19 8 C		Dave SAUNDERS		Honda -		
IDEAL LAP TIME : 2:09.099		BEST LAP TIME : 2:09.099		DIFFERENCE : 0.000		
LAP	SECTOR 1	SECTOR 2	LAP TIME	MPH	DIFF	TIME OF DAY
1 -		44.315	2:18.339	77.25	9.240	12:19:48.170
2 -	1:26.588	44.118	2:10.706 (3)	81.77	1.607	12:21:58.876
3 -	<b>1:25.167</b>	<b>43.932</b>	<b>2:09.099 (1)</b>	<b>82.78</b>		<b>12:24:07.975</b>
4 -	1:26.803	44.736	2:11.539	81.25	2.440	12:26:19.514
5 -	1:25.934	44.866	2:10.800	81.71	1.701	12:28:30.314
6 -	1:26.082	44.084	2:10.166 (2)	82.11	1.067	12:30:40.480
7 -	1:25.804	44.948	2:10.752	81.74	1.653	12:32:51.232

P20 5 C		Ash NORRINGTON		Triumph -		
IDEAL LAP TIME : 2:11.575		BEST LAP TIME : 2:11.708		DIFFERENCE : 0.133		
LAP	SECTOR 1	SECTOR 2	LAP TIME	MPH	DIFF	TIME OF DAY
1 -		44.310	2:19.325	76.71	7.617	12:19:49.156
2 -	<b>1:27.496</b>	44.314	2:11.810 (2)	81.08	0.102	12:22:00.966
3 -	1:27.849	44.725	2:12.574	80.61	0.866	12:24:13.540
4 -	1:28.356	44.969	2:13.325	80.16	1.617	12:26:26.865
5 -	1:27.664	44.340	2:12.004 (3)	80.96	0.296	12:28:38.869
6 -	1:27.629	<b>44.079</b>	<b>2:11.708 (1)</b>	<b>81.14</b>		<b>12:30:50.577</b>
7 -	1:28.312	45.640	2:13.952	79.79	2.244	12:33:04.529

Weather / Track : Bright / Dry

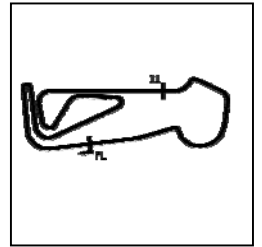
Snetterton 300  
Circuit Length = 2.9689 miles  
Start: 12:17 Flag 12:31 End: 12:33



# BMCRC - MRO Championships 2019 - Rnd 8 @ Snetterton

Team Respro MRO 600 inc MSS Performance MRO Clubman 600

## RACE 8 - SECTOR ANALYSIS



SECTOR 1 = FL to I1, SECTOR 2 = I1 to FL, DIFF = Difference To Personal Best Lap, P = Crossed Finish Line in Pit Lane, D = Time Disallowed

P21 21 C		Nick WHITCHER		Yamaha -		
IDEAL LAP TIME : 1:57.826		BEST LAP TIME : 1:58.023		DIFFERENCE : 0.197		
LAP	SECTOR 1	SECTOR 2	LAP TIME	MPH	DIFF	TIME OF DAY
1 -		39.677	2:03.638	86.44	5.615	12:19:33.469
2 -	1:19.050	40.022	1:59.072 (3)	89.76	1.049	12:21:32.541
3 -	<b>1:18.420</b>	39.796	1:58.216 (2)	90.41	0.193	12:23:30.757
4 -	1:19.610	39.479	1:59.089	89.74	1.066	12:25:29.846
5 -	1:18.617	<b>39.406</b>	<b>1:58.023 (1)</b>	<b>90.55</b>		<b>12:27:27.869</b>

Weather / Track : Bright / Dry

Results can be found at [www.tsl-timing.com](http://www.tsl-timing.com)

Page 5 of 5

Snetterton 300  
Circuit Length = 2.9689 miles  
Start: 12:17 Flag 12:31 End: 12:33

Printed - 12:37 Sunday, 15 September 2019

# BMCRC - MRO Championships 2019 - Rnd 8 @ Snetterton

Team Respro MRO 600 inc MSS Performance MRO Clubman 600

## RACE 8 - BEST SECTORS

SECTOR 1			SECTOR 2			IDEAL / BEST COMPARISON						
POS	NO	NAME	TIME	NO	NAME	TIME	POS	NO	NAME	IDEAL	BEST	DIFF
1	44	PLATTON	1:17.369	56	MILLS	39.102	1	44	PLATTON	1:56.644	1:56.870	0.226
2	86	KELMAN	1:17.527	86	KELMAN	39.253	2	86	KELMAN	1:56.780	1:57.168	0.388
3	154	NORVAL	1:17.755	44	PLATTON	39.275	3	56	MILLS	1:56.954	1:56.954	0.000
4	56	MILLS	1:17.852	154	NORVAL	39.330	4	154	NORVAL	1:57.085	1:57.179	0.094
5	2	BROOKS	1:18.079	2	BROOKS	39.385	5	2	BROOKS	1:57.464	1:57.464	0.000
6	173	DRAPER	1:18.206	21	WHITCHER	39.406	6	173	DRAPER	1:57.701	1:57.701	0.000
7	21	WHITCHER	1:18.420	173	DRAPER	39.495	7	21	WHITCHER	1:57.826	1:58.023	0.197
8	82	SMITH	1:18.889	188	KRAWIECKI	39.568	8	82	SMITH	1:58.800	1:59.049	0.249
9	60	YOUNGE	1:19.164	82	SMITH	39.911	9	188	KRAWIECKI	1:58.847	1:58.902	0.055
10	188	KRAWIECKI	1:19.279	60	YOUNGE	39.920	10	60	YOUNGE	1:59.084	1:59.290	0.206
11	912	WHITE	1:19.311	12	BLOCH	40.036	11	12	BLOCH	1:59.404	1:59.629	0.225
12	12	BLOCH	1:19.368	912	WHITE	40.249	12	912	WHITE	1:59.560	1:59.629	0.069
13	111	FOLKES	1:19.662	29	STONE	40.347	13	111	FOLKES	2:00.087	2:00.106	0.019
14	29	STONE	1:19.819	111	FOLKES	40.425	14	29	STONE	2:00.166	2:00.166	0.000
15	41	LEATHERLAND	1:20.976	40	SHELVEY	40.886	15	40	SHELVEY	2:02.082	2:02.229	0.147
16	40	SHELVEY	1:21.196	41	LEATHERLAND	41.456	16	41	LEATHERLAND	2:02.432	2:02.782	0.350
17	263	TUCKER	1:23.830	263	TUCKER	42.711	17	263	TUCKER	2:06.541	2:06.541	0.000
18	83	SKEELS-PIGGINS	1:24.863	83	SKEELS-PIGGINS	42.885	18	83	SKEELS-PIGGINS	2:07.748	2:07.821	0.073
19	8	SAUNDERS	1:25.167	624	FEDRICK	43.358	19	8	SAUNDERS	2:09.099	2:09.099	0.000
20	624	FEDRICK	1:26.283	8	SAUNDERS	43.932	20	624	FEDRICK	2:09.641	2:09.970	0.329
21	5	NORRINGTON	1:27.496	5	NORRINGTON	44.079	21	5	NORRINGTON	2:11.575	2:11.708	0.133

PERFECT LAP 1:56.471

Weather / Track : Bright / Dry

Results can be found at [www.tsl-timing.com](http://www.tsl-timing.com)

Snetterton 300

Circuit Length = 2.9689 miles

Start: 12:17 Flag 12:31 End: 12:33

Printed - 12:37 Sunday, 15 September 2019

**BMCRC - MRO Championships 2019 - Rnd 8 @ Snetterton**

**Team Respro MRO 600 inc MSS Performance MRO Clubman 600**

**RACE 17 - GRID (7 Laps)**



ROW 8	24	83	Talan SKEELS-PIGGINS	2:07.821	23	141	Luke HARRIS	22	152	Elliot FRICKER			
ROW 7		21	288	Toby REYNOLDS		20	5	Ash NORRINGTON	2:11.708	19	624	Matthew FEDRICK	2:09.970
ROW 6	18	8	Dave SAUNDERS	2:09.099	17	263	James TUCKER	2:06.541	16	41	Lynden LEATHERLAND	2:02.782	
ROW 5		15	40	David SHELVEY	2:02.229	14	29	Charlie STONE	2:00.166	13	111	Ryan FOLKES	2:00.106
ROW 4	12	912	Michael WHITE	1:59.629	11	12	Cedric BLOCH	1:59.629	10	60	Jack YOUNGE	1:59.290	
ROW 3		9	82	Andrew SMITH	1:59.049	8	188	Dawid KRAWIECKI	1:58.902	7	21	Nick WHITCHER	1:58.023
ROW 2	6	173	Steve DRAPER	1:57.701	5	2	Daniel BROOKS	1:57.464	4	154	Shane NORVAL	1:57.179	
ROW 1		3	86	Jamie KELMAN	1:57.168	2	56	Michael MILLS	1:56.954	1	44	Hayden PLATTON	1:56.870
												<b>Pole</b>	

Snetterton 300  
Circuit Length = 2.9689 miles

**These results are provisional until the conclusion of any judicial and technical matters.**

Clerk Of Course :	Steward :	Timekeeper :
-------------------	-----------	--------------

Results can be found at [www.tsl-timing.com](http://www.tsl-timing.com)

Printed - 12:40 Sunday, 15 September 2019



**BMCRC - MRO Championships 2019 - Rnd 8 @ Snetterton**

**Team Respro MRO 600 inc MSS Performance MRO Clubman 600**



**RACE 17 - CLASSIFICATION**

POS	NO	CL	PIC NAME	ENTRY	LAPS	TIME	GAP	DIFF	MPH	BEST	ON
1	56		1 Michael MILLS	Yamaha - A51 Racing	7	13:52.703			89.84	1:58.014	4
2	173		2 Steve DRAPER	Yamaha -	7	13:54.578	1.875	1.875	89.64	1:56.922	6
3	154		3 Shane NORVAL	Yamaha - European Shoe Machinery	7	13:55.363	2.660	0.785	89.56	1:57.896	6
4	2		4 Daniel BROOKS	Kawasaki -	7	13:55.550	2.847	0.187	89.54	1:57.765	6
5	44		5 Hayden PLATTON	Kawasaki - NR Racing	7	13:55.839	3.136	0.289	89.51	1:57.345	6
6	86		6 Jamie KELMAN	Triumph - Phased Out Racing /TSR vapour blasting	7	13:58.230	5.527	2.391	89.25	1:58.540	6
7	82		7 Andrew SMITH	Kawasaki - MSS Performance / Addition Steel	7	14:01.085	8.382	2.855	88.95	1:58.541	2
8	21	C	1 Nick WHITCHER	Yamaha -	7	14:01.824	9.121	0.739	88.87	1:58.690	3
9	188	C	2 Dawid KRAWIECKI	Yamaha - Code Blue LTD & D A East Electrical	7	14:07.840	15.137	6.016	88.24	1:59.299	7
10	912	C	3 Michael WHITE	Yamaha - Race Lab Suspension	7	14:11.471	18.768	3.631	87.86	2:00.366	3
11	111		8 Ryan FOLKES	Triumph - Carl Harrison Motorcycle Services	7	14:14.602	21.899	3.131	87.54	1:59.453	7
12	12	C	4 Cedric BLOCH	Kawasaki - Brigit's Group & SDC Performance	7	14:19.427	26.724	4.825	87.05	2:01.051	4
13	29	C	5 Charlie STONE	Kawasaki - Loveday auto repairs	7	14:20.233	27.530	0.806	86.97	2:00.900	5
14	41		9 Lynden LEATHERLAND	Yamaha - GL fabrications	7	14:21.763	29.060	1.530	86.81	2:01.009	6
15	40		10 David SHELVEY	Suzuki - ymark.com	7	14:30.721	38.018	8.958	85.92	2:02.886	3
16	152	C	6 Elliot FRICKER	Honda - Ride in bike tyres	7	14:35.306	42.603	4.585	85.47	2:03.307	6
17	263	C	7 James TUCKER	Triumph -	7	14:55.957	1:03.254	20.651	83.50	2:06.467	6
18	83		11 Talan SKEELS-PIGGINS	Yamaha - Talan Racing	7	15:11.380	1:18.677	15.423	82.09	2:08.697	6
19	8	C	8 Dave SAUNDERS	Honda -	7	15:16.873	1:24.170	5.493	81.59	2:08.989	4

**FASTEST LAP**

173			Steve DRAPER	Yamaha -	6	1:56.922		91.41 mph		147.11 kph
21	C		Nick WHITCHER	Yamaha -	3	1:58.690		90.05 mph		144.92 kph

Class - 92.5% of Race Speed = 83.10 mph  
 Class C - 92.5% of Race Speed = 82.20 mph

Snetterton 300  
 Circuit Length = 2.9689 miles  
 Start: 16:24 Flag 16:38 End: 16:40

Weather / Track : Cloudy / Dry  
 These results are provisional until the conclusion of any judicial and technical matters.

Clerk Of Course :	Steward :	Timekeeper :
-------------------	-----------	--------------

Results can be found at [www.tsl-timing.com](http://www.tsl-timing.com)

Printed - 16:40 Sunday, 15 September 2019



# BMCRC - MRO Championships 2019 - Rnd 8 @ Snetterton

## Team Respro MRO 600 inc MSS Performance MRO Clubman 600

### RACE 17 - LAP CHART

#### LAP 1 @ 16:26:53.271

NO	BEHIND	LAP TIME
56		2:02.988
86	0.330	2:03.318
44	1.234	2:04.222
2	1.396	2:04.384
154	1.626	2:04.614
173	2.477	2:05.465
21	3.171	2:06.159
82	4.114	2:07.102
188	4.200	2:07.188
912	4.220	2:07.208
12	5.629	2:08.617
111	6.074	2:09.062
40	6.923	2:09.911
29	7.240	2:10.228
41	7.525	2:10.513
152	8.650	2:11.638
263	10.081	2:13.069
8	13.468	2:16.456
83	13.813	2:16.801

#### LAP 2 @ 16:28:51.662

NO	BEHIND	LAP TIME
56		1:58.391
86	1.039	1:59.100
2	1.605	1:58.600
154	2.162	1:58.927
44	2.431	1:59.588
173	2.761	1:58.675
21	3.534	1:58.754
82	4.264	1:58.541
188	5.686	1:59.877
912	6.639	2:00.810
12	8.504	2:01.266
111	8.738	2:01.055
29	12.151	2:03.302
41	12.206	2:03.072
40	13.002	2:04.470
152	14.844	2:04.585
263	19.696	2:08.006
83	25.603	2:10.181
8	25.652	2:10.575

#### LAP 3 @ 16:30:50.046

NO	BEHIND	LAP TIME
56		1:58.384
86	1.733	1:59.078
2	1.815	1:58.594
154	2.081	1:58.303
44	2.366	1:58.319
173	3.123	1:58.746
21	3.840	1:58.690
82	4.867	1:58.987
188	7.697	2:00.395
912	8.621	2:00.366
12	11.174	2:01.054
111	11.608	2:01.254
41	15.938	2:02.116
29	16.182	2:02.415
40	17.504	2:02.886
152	20.222	2:03.762
263	28.711	2:07.399

Weather / Track : Cloudy / Dry

Results can be found at [www.tsl-timing.com](http://www.tsl-timing.com)

83	36.135	2:08.916
8	37.028	2:09.760

#### LAP 4 @ 16:32:48.060

NO	BEHIND	LAP TIME
56		1:58.014
154	2.681	1:58.614
2	3.038	1:59.237
44	3.443	1:59.091
86	3.548	1:59.829
173	3.724	1:58.615
21	4.908	1:59.082
82	5.963	1:59.110
188	10.666	2:00.983
912	11.568	2:00.961
12	14.211	2:01.051
111	14.909	2:01.315
29	19.353	2:01.185
41	20.043	2:02.119
40	23.065	2:03.575
152	26.436	2:04.228
263	38.375	2:07.678
83	47.352	2:09.231
8	48.003	2:08.989

#### LAP 5 @ 16:34:46.151

NO	BEHIND	LAP TIME
56		1:58.091
154	2.974	1:58.384
173	4.131	1:58.498
2	4.148	1:59.201
44	4.904	1:59.552
86	5.233	1:59.776
21	6.140	1:59.323
82	6.568	1:58.696
188	12.857	2:00.282
912	14.110	2:00.633
12	17.391	2:01.271
111	17.862	2:01.044
29	22.162	2:00.900
41	23.087	2:01.135
40	28.085	2:03.111
152	32.140	2:03.795
263	46.830	2:06.546
83	58.027	2:08.766
8	59.114	2:09.202

#### LAP 6 @ 16:36:44.239

NO	BEHIND	LAP TIME
56		1:58.088
154	2.782	1:57.896
173	2.965	1:56.922
2	3.825	1:57.765
44	4.161	1:57.345
86	5.685	1:58.540
21	7.750	1:59.698
82	7.952	1:59.472
188	14.585	1:59.816
912	16.426	2:00.404
111	21.193	2:01.419
12	22.982	2:03.679
29	25.021	2:00.947
41	26.008	2:01.009

40	33.414	2:03.417
152	37.359	2:03.307
263	55.209	2:06.467
83	1:08.636	2:08.697
8	1:11.692	2:10.666

#### LAP 7 @ 16:38:42.986

NO	BEHIND	LAP TIME
56		1:58.747
173	1.875	1:57.657
154	2.660	1:58.625
2	2.847	1:57.769
44	3.136	1:57.722
86	5.527	1:58.589
82	8.382	1:59.177
21	9.121	2:00.118
188	15.137	1:59.299
912	18.768	2:01.089
111	21.899	1:59.453
12	26.724	2:02.489
29	27.530	2:01.256
41	29.060	2:01.799
40	38.018	2:03.351
152	42.603	2:03.991
263	1:03.254	2:06.792
83	1:18.677	2:08.788
8	1:24.170	2:11.225

Snetterton 300

Circuit Length = 2.9689 miles

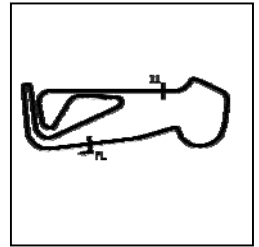
Start: 16:24 Flag 16:38 End: 16:40

Printed - 16:41 Sunday, 15 September 2019

# BMCRC - MRO Championships 2019 - Rnd 8 @ Snetterton

Team Respro MRO 600 inc MSS Performance MRO Clubman 600

## RACE 17 - SECTOR ANALYSIS



SECTOR 1 = FL to I1, SECTOR 2 = I1 to FL, DIFF = Difference To Personal Best Lap, P = Crossed Finish Line in Pit Lane, D = Time Disallowed

P1 56		Michael MILLS		Yamaha - A51 Racing		
IDEAL LAP TIME : 1:57.964		BEST LAP TIME : 1:58.014		DIFFERENCE : 0.050		
LAP	SECTOR 1	SECTOR 2	LAP TIME	MPH	DIFF	TIME OF DAY
1 -		39.636	2:02.988	86.90	4.974	16:26:53.271
2 -	1:18.889	39.502	1:58.391	90.27	0.377	16:28:51.662
3 -	1:19.002	39.382	1:58.384	90.28	0.370	16:30:50.046
4 -	<b>1:18.615</b>	39.399	<b>1:58.014 (1)</b>	<b>90.56</b>		<b>16:32:48.060</b>
5 -	1:18.674	39.417	1:58.091 (3)	90.50	0.077	16:34:46.151
6 -	1:18.739	<b>39.349</b>	1:58.088 (2)	90.50	0.074	16:36:44.239
7 -	1:19.182	39.565	1:58.747	90.00	0.733	16:38:42.986

P2 173		Steve DRAPER		Yamaha -		
IDEAL LAP TIME : 1:56.922		BEST LAP TIME : 1:56.922		DIFFERENCE : 0.000		
LAP	SECTOR 1	SECTOR 2	LAP TIME	MPH	DIFF	TIME OF DAY
1 -		40.189	2:05.465	85.18	8.543	16:26:55.748
2 -	1:18.750	39.925	1:58.675	90.06	1.753	16:28:54.423
3 -	1:18.841	39.905	1:58.746	90.00	1.824	16:30:53.169
4 -	1:18.864	39.751	1:58.615	90.10	1.693	16:32:51.784
5 -	1:18.804	39.694	1:58.498 (3)	90.19	1.576	16:34:50.282
6 -	<b>1:17.861</b>	<b>39.061</b>	<b>1:56.922 (1)</b>	<b>91.41</b>		<b>16:36:47.204</b>
7 -	1:18.167	39.490	1:57.657 (2)	90.84	0.735	16:38:44.861

P3 154		Shane NORVAL		Yamaha - European Shoe Machinery		
IDEAL LAP TIME : 1:57.747		BEST LAP TIME : 1:57.896		DIFFERENCE : 0.149		
LAP	SECTOR 1	SECTOR 2	LAP TIME	MPH	DIFF	TIME OF DAY
1 -		40.122	2:04.614	85.76	6.718	16:26:54.897
2 -	1:19.142	39.785	1:58.927	89.87	1.031	16:28:53.824
3 -	<b>1:18.387</b>	39.916	1:58.303 (2)	90.34	0.407	16:30:52.127
4 -	1:19.029	39.585	1:58.614	90.10	0.718	16:32:50.741
5 -	1:18.793	39.591	1:58.384 (3)	90.28	0.488	16:34:49.125
6 -	1:18.536	<b>39.360</b>	<b>1:57.896 (1)</b>	<b>90.65</b>		<b>16:36:47.021</b>
7 -	1:18.913	39.712	1:58.625	90.09	0.729	16:38:45.646

P4 2		Daniel BROOKS		Kawasaki -		
IDEAL LAP TIME : 1:57.550		BEST LAP TIME : 1:57.765		DIFFERENCE : 0.215		
LAP	SECTOR 1	SECTOR 2	LAP TIME	MPH	DIFF	TIME OF DAY
1 -		40.210	2:04.384	85.92	6.619	16:26:54.667
2 -	1:18.778	39.822	1:58.600	90.11	0.835	16:28:53.267
3 -	1:18.506	40.088	1:58.594 (3)	90.12	0.829	16:30:51.861
4 -	1:19.296	39.941	1:59.237	89.63	1.472	16:32:51.098
5 -	1:19.213	39.988	1:59.201	89.66	1.436	16:34:50.299
6 -	1:18.241	<b>39.524</b>	<b>1:57.765 (1)</b>	<b>90.75</b>		<b>16:36:48.064</b>
7 -	<b>1:18.026</b>	39.743	1:57.769 (2)	90.75	0.004	16:38:45.833

P5 44		Hayden PLATTON		Kawasaki - NR Racing		
IDEAL LAP TIME : 1:57.345		BEST LAP TIME : 1:57.345		DIFFERENCE : 0.000		
LAP	SECTOR 1	SECTOR 2	LAP TIME	MPH	DIFF	TIME OF DAY
1 -		40.003	2:04.222	86.03	6.877	16:26:54.505
2 -	1:19.536	40.052	1:59.588	89.37	2.243	16:28:54.093
3 -	1:18.525	39.794	1:58.319 (3)	90.33	0.974	16:30:52.412
4 -	1:18.906	40.185	1:59.091	89.74	1.746	16:32:51.503
5 -	1:19.769	39.783	1:59.552	89.40	2.207	16:34:51.055
6 -	<b>1:17.744</b>	<b>39.601</b>	<b>1:57.345 (1)</b>	<b>91.08</b>		<b>16:36:48.400</b>
7 -	1:17.918	39.804	1:57.722 (2)	90.79	0.377	16:38:46.122

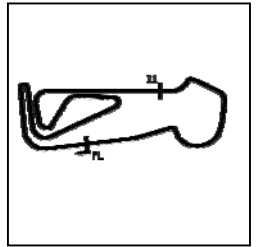
Weather / Track : Cloudy / Dry

Snetterton 300  
Circuit Length = 2.9689 miles  
Start: 16:24 Flag 16:38 End: 16:40

# BMCRC - MRO Championships 2019 - Rnd 8 @ Snetterton

Team Respro MRO 600 inc MSS Performance MRO Clubman 600

## RACE 17 - SECTOR ANALYSIS



SECTOR 1 = FL to I1, SECTOR 2 = I1 to FL, DIFF = Difference To Personal Best Lap, P = Crossed Finish Line in Pit Lane, D = Time Disallowed

<b>P6 86</b>		<b>Jamie KELMAN</b>		Triumph - Phased Out Racing /TSR vapour blasting		
IDEAL LAP TIME : 1:58.134		BEST LAP TIME : 1:58.540		DIFFERENCE : 0.406		
LAP	SECTOR 1	SECTOR 2	LAP TIME	MPH	DIFF	TIME OF DAY
1 -		<b>39.623</b>	2:03.318	86.67	4.778	16:26:53.601
2 -	1:19.328	39.772	1:59.100	89.74	0.560	16:28:52.701
3 -	1:18.930	40.148	1:59.078 (3)	89.75	0.538	16:30:51.779
4 -	1:20.167	39.662	1:59.829	89.19	1.289	16:32:51.608
5 -	1:19.609	40.167	1:59.776	89.23	1.236	16:34:51.384
6 -	1:18.687	39.853	<b>1:58.540 (1)</b>	<b>90.16</b>		<b>16:36:49.924</b>
7 -	<b>1:18.511</b>	40.078	1:58.589 (2)	90.12	0.049	16:38:48.513

<b>P7 82</b>		<b>Andrew SMITH</b>		Kawasaki - MSS Performance / Addition Steel		
IDEAL LAP TIME : 1:58.610		BEST LAP TIME : 1:58.541		DIFFERENCE : -0.069		
LAP	SECTOR 1	SECTOR 2	LAP TIME	MPH	DIFF	TIME OF DAY
1 -		40.777	2:07.102	84.09	8.561	16:26:57.385
2 -			<b>1:58.541 (1)</b>	<b>90.16</b>		<b>16:28:55.926</b>
3 -	1:19.212	39.775	1:58.987 (3)	89.82	0.446	16:30:54.913
4 -	1:19.327	39.783	1:59.110	89.73	0.569	16:32:54.023
5 -	<b>1:19.019</b>	39.677	1:58.696 (2)	90.04	0.155	16:34:52.719
6 -	1:19.609	39.863	1:59.472	89.46	0.931	16:36:52.191
7 -	1:19.586	<b>39.591</b>	1:59.177	89.68	0.636	16:38:51.368

<b>P8 21 C</b>		<b>Nick WHITCHER</b>		Yamaha -		
IDEAL LAP TIME : 1:58.606		BEST LAP TIME : 1:58.690		DIFFERENCE : 0.084		
LAP	SECTOR 1	SECTOR 2	LAP TIME	MPH	DIFF	TIME OF DAY
1 -		40.384	2:06.159	84.71	7.469	16:26:56.442
2 -	<b>1:19.052</b>	39.702	1:58.754 (2)	90.00	0.064	16:28:55.196
3 -	1:19.136	<b>39.554</b>	<b>1:58.690 (1)</b>	<b>90.05</b>		<b>16:30:53.886</b>
4 -	1:19.410	39.672	1:59.082 (3)	89.75	0.392	16:32:52.968
5 -	1:19.587	39.736	1:59.323	89.57	0.633	16:34:52.291
6 -	1:19.897	39.801	1:59.698	89.29	1.008	16:36:51.989
7 -	1:20.276	39.842	2:00.118	88.97	1.428	16:38:52.107

<b>P9 188 C</b>		<b>Dawid KRAWIECKI</b>		Yamaha - Code Blue LTD & D A East Electrical		
IDEAL LAP TIME : 1:59.299		BEST LAP TIME : 1:59.299		DIFFERENCE : 0.000		
LAP	SECTOR 1	SECTOR 2	LAP TIME	MPH	DIFF	TIME OF DAY
1 -		40.417	2:07.188	84.03	7.889	16:26:57.471
2 -	1:19.506	40.371	1:59.877 (3)	89.15	0.578	16:28:57.348
3 -	1:20.223	40.172	2:00.395	88.77	1.096	16:30:57.743
4 -	1:20.364	40.619	2:00.983	88.34	1.684	16:32:58.726
5 -	1:19.934	40.348	2:00.282	88.85	0.983	16:34:59.008
6 -	1:19.795	40.021	1:59.816 (2)	89.20	0.517	16:36:58.824
7 -	<b>1:19.367</b>	<b>39.932</b>	<b>1:59.299 (1)</b>	<b>89.59</b>		<b>16:38:58.123</b>

<b>P10 912 C</b>		<b>Michael WHITE</b>		Yamaha - Race Lab Suspension		
IDEAL LAP TIME : 2:00.226		BEST LAP TIME : 2:00.366		DIFFERENCE : 0.140		
LAP	SECTOR 1	SECTOR 2	LAP TIME	MPH	DIFF	TIME OF DAY
1 -		41.010	2:07.208	84.02	6.842	16:26:57.491
2 -	1:20.228	40.582	2:00.810	88.47	0.444	16:28:58.301
3 -	<b>1:19.969</b>	40.397	<b>2:00.366 (1)</b>	<b>88.79</b>		<b>16:30:58.667</b>
4 -	1:20.173	40.788	2:00.961	88.35	0.595	16:32:59.628
5 -	1:20.046	40.587	2:00.633 (3)	88.59	0.267	16:35:00.261
6 -	1:20.147	<b>40.257</b>	2:00.404 (2)	88.76	0.038	16:37:00.665
7 -	1:20.079	41.010	2:01.089	88.26	0.723	16:39:01.754

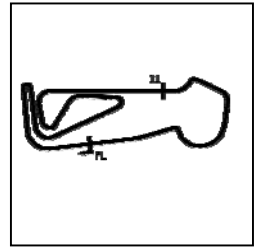
Weather / Track : Cloudy / Dry

Snetterton 300  
Circuit Length = 2.9689 miles  
Start: 16:24 Flag 16:38 End: 16:40

# BMCRC - MRO Championships 2019 - Rnd 8 @ Snetterton

Team Respro MRO 600 inc MSS Performance MRO Clubman 600

## RACE 17 - SECTOR ANALYSIS



SECTOR 1 = FL to I1, SECTOR 2 = I1 to FL, DIFF = Difference To Personal Best Lap, P = Crossed Finish Line in Pit Lane, D = Time Disallowed

P11 111		Ryan FOLKES		Triumph - Carl Harrison Motorcycle Services		
IDEAL LAP TIME : 1:59.453		BEST LAP TIME : 1:59.453		DIFFERENCE : 0.000		
LAP	SECTOR 1	SECTOR 2	LAP TIME	MPH	DIFF	TIME OF DAY
1 -		41.163	2:09.062	82.81	9.609	16:26:59.345
2 -	1:20.219	40.836	2:01.055 (3)	88.29	1.602	16:29:00.400
3 -	1:20.485	40.769	2:01.254	88.14	1.801	16:31:01.654
4 -	1:20.409	40.906	2:01.315	88.10	1.862	16:33:02.969
5 -	1:20.481	40.563	2:01.044 (2)	88.29	1.591	16:35:04.013
6 -	1:21.332	40.087	2:01.419	88.02	1.966	16:37:05.432
7 -	<b>1:19.412</b>	<b>40.041</b>	<b>1:59.453 (1)</b>	<b>89.47</b>		<b>16:39:04.885</b>

P12 12 C		Cedric BLOCH		Kawasaki - Brigit's Group & SDC Performance		
IDEAL LAP TIME : 2:00.808		BEST LAP TIME : 2:01.051		DIFFERENCE : 0.243		
LAP	SECTOR 1	SECTOR 2	LAP TIME	MPH	DIFF	TIME OF DAY
1 -		40.914	2:08.617	83.09	7.566	16:26:58.900
2 -	<b>1:20.378</b>	40.888	2:01.266 (3)	88.13	0.215	16:29:00.166
3 -	1:20.510	40.544	2:01.054 (2)	88.29	0.003	16:31:01.220
4 -	1:20.621	<b>40.430</b>	<b>2:01.051 (1)</b>	<b>88.29</b>		<b>16:33:02.271</b>
5 -	1:20.721	40.550	2:01.271	88.13	0.220	16:35:03.542
6 -	1:22.476	41.203	2:03.679	86.41	2.628	16:37:07.221
7 -	1:21.535	40.954	2:02.489	87.25	1.438	16:39:09.710

P13 29 C		Charlie STONE		Kawasaki - Loveday auto repairs		
IDEAL LAP TIME : 2:00.772		BEST LAP TIME : 2:00.900		DIFFERENCE : 0.128		
LAP	SECTOR 1	SECTOR 2	LAP TIME	MPH	DIFF	TIME OF DAY
1 -		41.048	2:10.228	82.07	9.328	16:27:00.511
2 -	1:21.430	41.872	2:03.302	86.68	2.402	16:29:03.813
3 -	1:21.203	41.212	2:02.415	87.31	1.515	16:31:06.228
4 -	1:20.636	<b>40.549</b>	2:01.185 (3)	88.19	0.285	16:33:07.413
5 -	<b>1:20.223</b>	40.677	<b>2:00.900 (1)</b>	<b>88.40</b>		<b>16:35:08.313</b>
6 -	1:20.326	40.621	2:00.947 (2)	88.36	0.047	16:37:09.260
7 -	1:20.514	40.742	2:01.256	88.14	0.356	16:39:10.516

P14 41		Lynden LEATHERLAND		Yamaha - GL fabrications		
IDEAL LAP TIME : 2:01.001		BEST LAP TIME : 2:01.009		DIFFERENCE : 0.008		
LAP	SECTOR 1	SECTOR 2	LAP TIME	MPH	DIFF	TIME OF DAY
1 -		41.066	2:10.513	81.89	9.504	16:27:00.796
2 -	1:21.114	41.958	2:03.072	86.84	2.063	16:29:03.868
3 -	1:20.824	41.292	2:02.116	87.52	1.107	16:31:05.984
4 -	1:20.990	41.129	2:02.119	87.52	1.110	16:33:08.103
5 -	<b>1:20.049</b>	41.086	2:01.135 (2)	88.23	0.126	16:35:09.238
6 -	1:20.057	<b>40.952</b>	<b>2:01.009 (1)</b>	<b>88.32</b>		<b>16:37:10.247</b>
7 -	1:20.291	41.508	2:01.799 (3)	87.75	0.790	16:39:12.046

P15 40		David SHELVEY		Suzuki - ymark.com		
IDEAL LAP TIME : 2:02.824		BEST LAP TIME : 2:02.886		DIFFERENCE : 0.062		
LAP	SECTOR 1	SECTOR 2	LAP TIME	MPH	DIFF	TIME OF DAY
1 -		41.371	2:09.911	82.27	7.025	16:27:00.194
2 -	<b>1:21.782</b>	42.688	2:04.470	85.86	1.584	16:29:04.664
3 -	1:21.844	<b>41.042</b>	<b>2:02.886 (1)</b>	<b>86.97</b>		<b>16:31:07.550</b>
4 -	1:22.004	41.571	2:03.575	86.49	0.689	16:33:11.125
5 -	1:21.997	41.114	2:03.111 (2)	86.81	0.225	16:35:14.236
6 -	1:22.015	41.402	2:03.417	86.60	0.531	16:37:17.653
7 -	1:22.008	41.343	2:03.351 (3)	86.64	0.465	16:39:21.004

Weather / Track : Cloudy / Dry

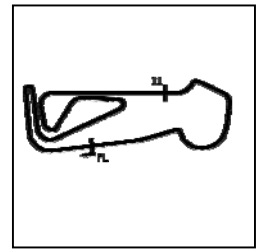
Snetterton 300  
Circuit Length = 2.9689 miles  
Start: 16:24 Flag 16:38 End: 16:40



# BMCRC - MRO Championships 2019 - Rnd 8 @ Snetterton

Team Respro MRO 600 inc MSS Performance MRO Clubman 600

## RACE 17 - SECTOR ANALYSIS



SECTOR 1 = FL to I1, SECTOR 2 = I1 to FL, DIFF = Difference To Personal Best Lap, P = Crossed Finish Line in Pit Lane, D = Time Disallowed

P16 152 C		Elliot FRICKER		Honda - Ride in bike tyres		
IDEAL LAP TIME : 2:03.307		BEST LAP TIME : 2:03.307		DIFFERENCE : 0.000		
LAP	SECTOR 1	SECTOR 2	LAP TIME	MPH	DIFF	TIME OF DAY
1 -		41.886	2:11.638	81.19	8.331	16:27:01.921
2 -	1:22.323	42.262	2:04.585	85.78	1.278	16:29:06.506
3 -	1:22.264	41.498	2:03.762 (2)	86.35	0.455	16:31:10.268
4 -	1:22.526	41.702	2:04.228	86.03	0.921	16:33:14.496
5 -	1:22.400	41.395	2:03.795 (3)	86.33	0.488	16:35:18.291
6 -	<b>1:22.059</b>	<b>41.248</b>	<b>2:03.307 (1)</b>	<b>86.67</b>		<b>16:37:21.598</b>
7 -	1:22.295	41.696	2:03.991	86.20	0.684	16:39:25.589

P17 263 C		James TUCKER		Triumph -		
IDEAL LAP TIME : 2:06.123		BEST LAP TIME : 2:06.467		DIFFERENCE : 0.344		
LAP	SECTOR 1	SECTOR 2	LAP TIME	MPH	DIFF	TIME OF DAY
1 -		42.486	2:13.069	80.31	6.602	16:27:03.352
2 -	1:24.505	43.501	2:08.006	83.49	1.539	16:29:11.358
3 -	1:24.600	42.799	2:07.399	83.89	0.932	16:31:18.757
4 -	1:24.417	43.261	2:07.678	83.71	1.211	16:33:26.435
5 -	1:24.081	42.465	2:06.546 (2)	84.46	0.079	16:35:32.981
6 -	<b>1:23.674</b>	42.793	<b>2:06.467 (1)</b>	<b>84.51</b>		<b>16:37:39.448</b>
7 -	1:24.343	<b>42.449</b>	2:06.792 (3)	84.29	0.325	16:39:46.240

P18 83		Talan SKEELS-PIGGINS		Yamaha - Talan Racing		
IDEAL LAP TIME : 2:08.287		BEST LAP TIME : 2:08.697		DIFFERENCE : 0.410		
LAP	SECTOR 1	SECTOR 2	LAP TIME	MPH	DIFF	TIME OF DAY
1 -		43.796	2:16.801	78.12	8.104	16:27:07.084
2 -	1:26.163	44.018	2:10.181	82.10	1.484	16:29:17.265
3 -	1:25.928	<b>42.988</b>	2:08.916	82.90	0.219	16:31:26.181
4 -	1:26.034	43.197	2:09.231	82.70	0.534	16:33:35.412
5 -	1:25.536	43.230	2:08.766 (2)	83.00	0.069	16:35:44.178
6 -	<b>1:25.299</b>	43.398	<b>2:08.697 (1)</b>	<b>83.04</b>		<b>16:37:52.875</b>
7 -	1:25.659	43.129	2:08.788 (3)	82.98	0.091	16:40:01.663

P19 8 C		Dave SAUNDERS		Honda -		
IDEAL LAP TIME : 2:08.664		BEST LAP TIME : 2:08.989		DIFFERENCE : 0.325		
LAP	SECTOR 1	SECTOR 2	LAP TIME	MPH	DIFF	TIME OF DAY
1 -		43.812	2:16.456	78.32	7.467	16:27:06.739
2 -	1:25.498	45.077	2:10.575	81.85	1.586	16:29:17.314
3 -	1:26.257	43.503	2:09.760 (3)	82.36	0.771	16:31:27.074
4 -	1:25.679	<b>43.310</b>	<b>2:08.989 (1)</b>	<b>82.86</b>		<b>16:33:36.063</b>
5 -	<b>1:25.354</b>	43.848	2:09.202 (2)	82.72	0.213	16:35:45.265
6 -	1:26.292	44.374	2:10.666	81.79	1.677	16:37:55.931
7 -	1:26.346	44.879	2:11.225	81.44	2.236	16:40:07.156

Weather / Track : Cloudy / Dry

Snetterton 300  
 Circuit Length = 2.9689 miles  
 Start: 16:24 Flag 16:38 End: 16:40

# BMCRC - MRO Championships 2019 - Rnd 8 @ Snetterton

Team Respro MRO 600 inc MSS Performance MRO Clubman 600

## RACE 17 - BEST SECTORS

SECTOR 1			SECTOR 2			IDEAL / BEST COMPARISON						
POS	NO	NAME	TIME	NO	NAME	TIME	POS	NO	NAME	IDEAL	BEST	DIFF
									<b>PERFECT LAP</b>	<b>1:56.805</b>		
1	44	PLATTON	<b>1:17.744</b>	173	DRAPER	<b>39.061</b>	1	173	DRAPER	1:56.922	1:56.922	0.000
2	173	DRAPER	<b>1:17.861</b>	56	MILLS	<b>39.349</b>	2	44	PLATTON	1:57.345	1:57.345	0.000
3	2	BROOKS	<b>1:18.026</b>	154	NORVAL	<b>39.360</b>	3	2	BROOKS	1:57.550	1:57.765	0.215
4	154	NORVAL	<b>1:18.387</b>	2	BROOKS	<b>39.524</b>	4	154	NORVAL	1:57.747	1:57.896	0.149
5	86	KELMAN	<b>1:18.511</b>	21	WHITCHER	<b>39.554</b>	5	56	MILLS	1:57.964	1:58.014	0.050
6	56	MILLS	<b>1:18.615</b>	82	SMITH	<b>39.591</b>	6	86	KELMAN	1:58.134	1:58.540	0.406
7	82	SMITH	<b>1:19.019</b>	44	PLATTON	<b>39.601</b>	7	21	WHITCHER	1:58.606	1:58.690	0.084
8	21	WHITCHER	<b>1:19.052</b>	86	KELMAN	<b>39.623</b>	8	82	SMITH	1:58.610	1:58.541	-0.069
9	188	KRAWIECKI	<b>1:19.367</b>	188	KRAWIECKI	<b>39.932</b>	9	188	KRAWIECKI	1:59.299	1:59.299	0.000
10	111	FOLKES	<b>1:19.412</b>	111	FOLKES	<b>40.041</b>	10	111	FOLKES	1:59.453	1:59.453	0.000
11	912	WHITE	<b>1:19.969</b>	912	WHITE	<b>40.257</b>	11	912	WHITE	2:00.226	2:00.366	0.140
12	41	LEATHERLAND	<b>1:20.049</b>	12	BLOCH	<b>40.430</b>	12	29	STONE	2:00.772	2:00.900	0.128
13	29	STONE	<b>1:20.223</b>	29	STONE	<b>40.549</b>	13	12	BLOCH	2:00.808	2:01.051	0.243
14	12	BLOCH	<b>1:20.378</b>	41	LEATHERLAND	<b>40.952</b>	14	41	LEATHERLAND	2:01.001	2:01.009	0.008
15	40	SHELVEY	<b>1:21.782</b>	40	SHELVEY	<b>41.042</b>	15	40	SHELVEY	2:02.824	2:02.886	0.062
16	152	FRICKER	<b>1:22.059</b>	152	FRICKER	<b>41.248</b>	16	152	FRICKER	2:03.307	2:03.307	0.000
17	263	TUCKER	<b>1:23.674</b>	263	TUCKER	<b>42.449</b>	17	263	TUCKER	2:06.123	2:06.467	0.344
18	83	SKEELS-PIGGINS	<b>1:25.299</b>	83	SKEELS-PIGGINS	<b>42.988</b>	18	83	SKEELS-PIGGINS	2:08.287	2:08.697	0.410
19	8	SAUNDERS	<b>1:25.354</b>	8	SAUNDERS	<b>43.310</b>	19	8	SAUNDERS	2:08.664	2:08.989	0.325

Weather / Track : Cloudy / Dry

Results can be found at [www.tsl-timing.com](http://www.tsl-timing.com)

Snetterton 300  
Circuit Length = 2.9689 miles  
Start: 16:24 Flag 16:38 End: 16:40

Printed - 16:41 Sunday, 15 September 2019

BMCRC-MRO Championships 2019



# ACU TEAM GREEN JUNIOR CUP & SENIOR NINJA SERIES

**Snetterton 300 Circuit**

**14<sup>th</sup> / 15<sup>th</sup> September 2019**



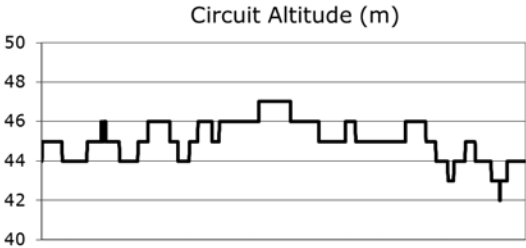
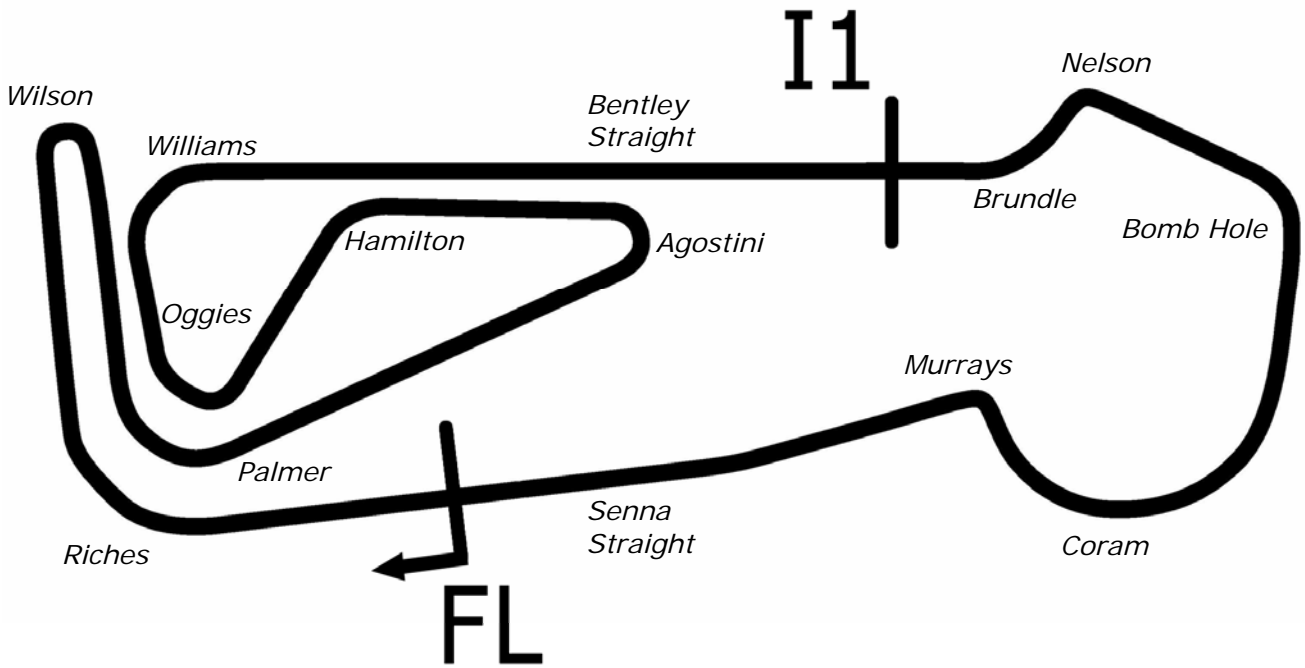
Results Provided by Timing Solutions Ltd  
[www.tsl-timing.com](http://www.tsl-timing.com)

# Snetterton 300



SPORTS TIMING

TIMING SOLUTIONS LTD



Length	2.9689 miles	4778.0 m	
FL		52.46340 N	0.94476 E
I1	3198m	52.46617 N	0.94964 E
Pit Entry	4572m	52.46364 N	0.94774 E
Pit Exit	40m after FL	52.46338 N	0.94420 E
Pit Entry–Pit Exit 246m, 14.7s @60kph, 11.0s @80kph			

All results available at [www.tsl-timing.com](http://www.tsl-timing.com)

# BMCRC - MRO Championships 2019 - Rnd 8 @ Snetterton

## ACU Team Green Junior Cup & Senior 300

### QUALIFYING - CLASSIFICATION



POS	NO	CL	PIC NAME	ENTRY	TIME	ON	LAPS	GAP	DIFF	MPH
1	46	J	1 Ash BARNES	NINJA 300 - BARNEYRACING	2:14.386	6	6			79.53
2	44	J	2 Elliot DUFTON	NINJA 300 - Dad and Held and Torfx	2:14.444	5	6	0.058	0.058	79.49
3	42	J	3 Christopher JOHNSON	NINJA 400 -	2:14.640	5	6	0.254	0.196	79.38
4	3	J	4 Lewis JONES	NINJA 300 - 151 s	2:15.729	6	6	1.343	1.089	78.74
5	55	J	5 Harrison DESSOY	NINJA 400 - Eastern Garage Racing	2:16.392	3	6	2.006	0.663	78.36
6	171	J	6 Cameron BROWN	NINJA 300 -	2:18.727	6	6	4.341	2.335	77.04
7	6	S	1 Martin COOPER	NINJA 300 -	2:19.752	5	6	5.366	1.025	76.47
8	808	J	7 Mason JOHNSON	NINJA 300 - D&D Racing	2:19.821	6	6	5.435	0.069	76.44
9	77	J	8 Joe WHITE	NINJA 300 - Just In Graphics / MZ Contracts	2:23.337	5	6	8.951	3.516	74.56
10	14	S	2 Tony DAVIES	NINJA 300 - 3D Racing	2:24.073	6	6	9.687	0.736	74.18
11	65	S	3 Konrad BREESE	NINJA 300 - STIHL Racing	2:24.250	5	6	9.864	0.177	74.09
12	43	S	4 Colin HALL	NINJA 300 - simply saab	2:24.417	6	6	10.031	0.167	74.00
13	24	S	5 Darren STOLTON	NINJA 300 -	2:25.919	4	5	11.533	1.502	73.24
14	617	S	6 Tom SPALDING	NINJA 300 - Decky Contracts Ltd	2:26.642	5	5	12.256	0.723	72.88
15	16	J	9 Harry COOPER	NINJA 300 -	2:27.338	5	5	12.952	0.696	72.54
16	17	J	10 Charlotte MARCUZZO	NINJA 300 -	2:27.489	5	5	13.103	0.151	72.46
17	88	S	7 David COURT	NINJA 300 -	2:27.894	3	5	13.508	0.405	72.26
18	99	J	11 Harry COOK	NINJA 300 - CRT	2:31.372	3	5	16.986	3.478	70.60
19	48	S	8 Kevin SABBARTON	NINJA 300 - Karen Castle Opticians	2:31.456	5	5	17.070	0.084	70.56
20	0	S	9 Mark SMITH	NINJA 400 - MHP EXHAUST S	2:31.791	4	5	17.405	0.335	70.41
21	15	J	12 Ruari BURNETT	NINJA 300 -	2:32.352	5	5	17.966	0.561	70.15
22	4	S	10 Duane SUTCH	NINJA 300 - Shawell Tuning and Racing Serv	2:33.134	2	5	18.748	0.782	69.79
23	74	J	13 Finn SMART-WEEDEN	NINJA 300 -	2:35.895	5	5	21.509	2.761	68.55
24	12	J	14 Cameron CARR	NINJA 300 - Fairburn Heating Solutions	2:37.412	5	5	23.026	1.517	67.89
25	711	S	11 Daniel GIBBS	Kawasaki - Thomas Racing	2:39.845	5	5	25.459	2.433	66.86
26	71	S	12 Karie HENLY	NINJA 300 - Thomas Racing	2:40.503	5	5	26.117	0.658	66.59
27	32	S	13 John MACKNESS	NINJA 300 - Salisbury Cleaners	2:47.445	5	5	33.059	6.942	63.83
28	707	J	15 Sam SPALDING	NINJA 250SP - Decky Contracts Ltd	3:07.982	3	3	53.596	20.537	56.85

Snetterton 300  
 Circuit Length = 2.9689 miles  
 Start: 10:27 Flag 10:40 End: 10:42

Weather / Track : Bright / Dry  
 These results are provisional until the conclusion of any judicial and technical matters.

Clerk Of Course :	Steward :	Timekeeper :
-------------------	-----------	--------------

Results can be found at [www.tsl-timing.com](http://www.tsl-timing.com)

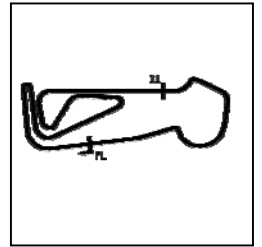
Printed - 10:42 Saturday, 14 September 2019



# BMCRC - MRO Championships 2019 - Rnd 8 @ Snetterton

## ACU Team Green Junior Cup & Senior 300

### QUALIFYING - SECTOR ANALYSIS



SECTOR 1 = FL to I1, SECTOR 2 = I1 to FL, DIFF = Difference To Personal Best Lap, P = Crossed Finish Line in Pit Lane, D = Time Disallowed

P1 46 J Ash BARNES		NINJA 300 - BARNEYRACING				
IDEAL LAP TIME : 2:14.365		BEST LAP TIME : 2:14.386		DIFFERENCE : 0.021		
LAP	SECTOR 1	SECTOR 2	LAP TIME	MPH	DIFF	TIME OF DAY
1 -	1:34.717	45.507	2:20.224	76.22	5.838	10:29:54.546
2 -	1:31.267	45.021	2:16.288	78.42	1.902	10:32:10.834
3 -	1:30.281	45.093	2:15.374	78.95	0.988	10:34:26.208
4 -	1:30.587	<b>44.498</b>	2:15.085 (3)	79.12	0.699	10:36:41.293
5 -	1:30.512	44.532	2:15.044 (2)	79.14	0.658	10:38:56.337
6 -	<b>1:29.867</b>	44.519	<b>2:14.386 (1)</b>	<b>79.53</b>		<b>10:41:10.723</b>

P2 44 J Elliot DUFTON		NINJA 300 - Dad and Held and Torfx				
IDEAL LAP TIME : 2:13.823		BEST LAP TIME : 2:14.444		DIFFERENCE : 0.621		
LAP	SECTOR 1	SECTOR 2	LAP TIME	MPH	DIFF	TIME OF DAY
1 -	1:36.354	45.537	2:21.891	75.32	7.447	10:29:54.600
2 -	1:31.752	44.624	2:16.376	78.37	1.932	10:32:10.976
3 -	1:32.208	44.649	2:16.857	78.09	2.413	10:34:27.833
4 -	1:30.408	44.183	2:14.591 (2)	79.41	0.147	10:36:42.424
5 -	<b>1:29.736</b>	44.708	<b>2:14.444 (1)</b>	<b>79.49</b>		<b>10:38:56.868</b>
6 -	1:30.937	<b>44.087</b>	2:15.024 (3)	79.15	0.580	10:41:11.892

P3 42 J Christopher JOHNSON		NINJA 400 -				
IDEAL LAP TIME : 2:14.191		BEST LAP TIME : 2:14.640		DIFFERENCE : 0.449		
LAP	SECTOR 1	SECTOR 2	LAP TIME	MPH	DIFF	TIME OF DAY
1 -	1:35.749	46.006	2:21.755	75.39	7.115	10:29:53.663
2 -	1:31.593	45.218	2:16.811	78.12	2.171	10:32:10.474
3 -	1:30.455	44.942	2:15.397 (3)	78.93	0.757	10:34:25.871
4 -	1:31.046	44.921	2:15.967	78.60	1.327	10:36:41.838
5 -	<b>1:29.965</b>	44.675	<b>2:14.640 (1)</b>	<b>79.38</b>		<b>10:38:56.478</b>
6 -	1:31.042	<b>44.226</b>	2:15.268 (2)	79.01	0.628	10:41:11.746

P4 3 J Lewis JONES		NINJA 300 - 151 s				
IDEAL LAP TIME : 2:15.681		BEST LAP TIME : 2:15.729		DIFFERENCE : 0.048		
LAP	SECTOR 1	SECTOR 2	LAP TIME	MPH	DIFF	TIME OF DAY
1 -	1:34.977	45.887	2:20.864	75.87	5.135	10:29:58.391
2 -	1:32.207	45.483	2:17.690	77.62	1.961	10:32:16.081
3 -	1:31.537	45.247	2:16.784 (2)	78.13	1.055	10:34:32.865
4 -	1:32.640	45.231	2:17.871	77.52	2.142	10:36:50.736
5 -	1:32.296	<b>44.836</b>	2:17.132 (3)	77.94	1.403	10:39:07.868
6 -	<b>1:30.845</b>	44.884	<b>2:15.729 (1)</b>	<b>78.74</b>		<b>10:41:23.597</b>

P5 55 J Harrison DESSOY		NINJA 400 - Eastern Garage Racing				
IDEAL LAP TIME : 2:16.229		BEST LAP TIME : 2:16.392		DIFFERENCE : 0.163		
LAP	SECTOR 1	SECTOR 2	LAP TIME	MPH	DIFF	TIME OF DAY
1 -	1:35.196	45.685	2:20.881	75.86	4.489	10:29:54.951
2 -	1:32.507	45.199	2:17.706 (3)	77.61	1.314	10:32:12.657
3 -	1:31.675	<b>44.717</b>	<b>2:16.392 (1)</b>	<b>78.36</b>		<b>10:34:29.049</b>
4 -	1:32.216	45.343	2:17.559 (2)	77.69	1.167	10:36:46.608
5 -	<b>1:31.512</b>	46.231	2:17.743	77.59	1.351	10:39:04.351
6 -	1:31.693	46.256	2:17.949	77.47	1.557	10:41:22.300

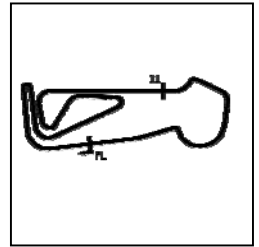
Weather / Track : Bright / Dry

Snetterton 300  
Circuit Length = 2.9689 miles  
Start: 10:27 Flag 10:40 End: 10:42

# BMCRC - MRO Championships 2019 - Rnd 8 @ Snetterton

## ACU Team Green Junior Cup & Senior 300

### QUALIFYING - SECTOR ANALYSIS



SECTOR 1 = FL to I1, SECTOR 2 = I1 to FL, DIFF = Difference To Personal Best Lap, P = Crossed Finish Line in Pit Lane, D = Time Disallowed

P6 171 J		Cameron BROWN		NINJA 300 -		
IDEAL LAP TIME : 2:18.602		BEST LAP TIME : 2:18.727		DIFFERENCE : 0.125		
LAP	SECTOR 1	SECTOR 2	LAP TIME	MPH	DIFF	TIME OF DAY
1 -	1:40.470	48.265	2:28.735	71.85	10.008	10:30:07.559
2 -	1:34.498	46.466	2:20.964	75.82	2.237	10:32:28.523
3 -	1:35.112	46.595	2:21.707	75.42	2.980	10:34:50.230
4 -	1:33.521	46.470	2:19.991 (3)	76.34	1.264	10:37:10.221
5 -	<b>1:33.047</b>	45.710	2:18.757 (2)	77.02	0.030	10:39:28.978
6 -	1:33.172	<b>45.555</b>	<b>2:18.727 (1)</b>	<b>77.04</b>		<b>10:41:47.705</b>

P7 6 S		Martin COOPER		NINJA 300 -		
IDEAL LAP TIME : 2:19.690		BEST LAP TIME : 2:19.752		DIFFERENCE : 0.062		
LAP	SECTOR 1	SECTOR 2	LAP TIME	MPH	DIFF	TIME OF DAY
1 -	1:36.420	46.759	2:23.179	74.64	3.427	10:29:58.621
2 -	1:34.091	46.406	2:20.497	76.07	0.745	10:32:19.118
3 -	1:34.732	46.251	2:20.983	75.81	1.231	10:34:40.101
4 -	1:34.411	45.959	2:20.370 (3)	76.14	0.618	10:37:00.471
5 -	<b>1:33.740</b>	46.012	<b>2:19.752 (1)</b>	<b>76.47</b>		<b>10:39:20.223</b>
6 -	1:33.818	<b>45.950</b>	2:19.768 (2)	76.47	0.016	10:41:39.991

P8 808 J		Mason JOHNSON		NINJA 300 - D&D Racing		
IDEAL LAP TIME : 2:19.685		BEST LAP TIME : 2:19.821		DIFFERENCE : 0.136		
LAP	SECTOR 1	SECTOR 2	LAP TIME	MPH	DIFF	TIME OF DAY
1 -	1:41.280	48.181	2:29.461	71.51	9.640	10:30:09.443
2 -	1:34.852	46.898	2:21.750	75.40	1.929	10:32:31.193
3 -	1:34.603	<b>46.406</b>	2:21.009 (3)	75.79	1.188	10:34:52.202
4 -	1:33.804	47.394	2:21.198	75.69	1.377	10:37:13.400
5 -	1:34.182	46.743	2:20.925 (2)	75.84	1.104	10:39:34.325
6 -	<b>1:33.279</b>	46.542	<b>2:19.821 (1)</b>	<b>76.44</b>		<b>10:41:54.146</b>

P9 77 J		Joe WHITE		NINJA 300 - Just In Graphics / MZ Contracts		
IDEAL LAP TIME : 2:23.337		BEST LAP TIME : 2:23.337		DIFFERENCE : 0.000		
LAP	SECTOR 1	SECTOR 2	LAP TIME	MPH	DIFF	TIME OF DAY
1 -	1:37.893	48.438	2:26.331	73.04	2.994	10:30:02.560
2 -	1:36.234	48.025	2:24.259 (2)	74.08	0.922	10:32:26.819
3 -	1:36.979	48.122	2:25.101	73.65	1.764	10:34:51.920
4 -	1:36.297	48.515	2:24.812	73.80	1.475	10:37:16.732
5 -	<b>1:35.510</b>	<b>47.827</b>	<b>2:23.337 (1)</b>	<b>74.56</b>		<b>10:39:40.069</b>
6 -	1:36.198	48.598	2:24.796 (3)	73.81	1.459	10:42:04.865

P10 14 S		Tony DAVIES		NINJA 300 - 3D Racing		
IDEAL LAP TIME : 2:23.869		BEST LAP TIME : 2:24.073		DIFFERENCE : 0.204		
LAP	SECTOR 1	SECTOR 2	LAP TIME	MPH	DIFF	TIME OF DAY
1 -	1:46.757	53.587	2:40.344	66.65	16.271	10:30:24.184
2 -	1:38.269	48.152	2:26.421	72.99	2.348	10:32:50.605
3 -	1:37.419	48.028	2:25.447 (3)	73.48	1.374	10:35:16.052
4 -	1:37.510	48.103	2:25.613	73.40	1.540	10:37:41.665
5 -	1:37.292	<b>47.650</b>	2:24.942 (2)	73.74	0.869	10:40:06.607
6 -	<b>1:36.219</b>	47.854	<b>2:24.073 (1)</b>	<b>74.18</b>		<b>10:42:30.680</b>

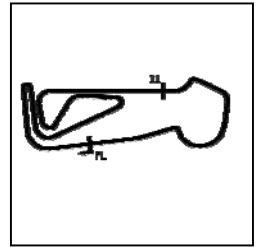
Weather / Track : Bright / Dry

Snetterton 300  
Circuit Length = 2.9689 miles  
Start: 10:27 Flag 10:40 End: 10:42

# BMCRC - MRO Championships 2019 - Rnd 8 @ Snetterton

## ACU Team Green Junior Cup & Senior 300

### QUALIFYING - SECTOR ANALYSIS



SECTOR 1 = FL to I1, SECTOR 2 = I1 to FL, DIFF = Difference To Personal Best Lap, P = Crossed Finish Line in Pit Lane, D = Time Disallowed

P11 65 S Konrad BREESE		NINJA 300 - STIHL Racing				
IDEAL LAP TIME : 2:24.250		BEST LAP TIME : 2:24.250		DIFFERENCE : 0.000		
LAP	SECTOR 1	SECTOR 2	LAP TIME	MPH	DIFF	TIME OF DAY
1 -	1:46.878	53.760	2:40.638	66.53	16.388	10:30:24.700
2 -	1:39.515	48.828	2:28.343	72.04	4.093	10:32:53.043
3 -	1:38.011	48.218	2:26.229	73.09	1.979	10:35:19.272
4 -	1:37.488	47.906	2:25.394 (2)	73.51	1.144	10:37:44.666
5 -	<b>1:36.635</b>	<b>47.615</b>	<b>2:24.250 (1)</b>	<b>74.09</b>		<b>10:40:08.916</b>
6 -	1:37.409	48.054	2:25.463 (3)	73.47	1.213	10:42:34.379

P12 43 S Colin HALL		NINJA 300 - simply saab				
IDEAL LAP TIME : 2:24.417		BEST LAP TIME : 2:24.417		DIFFERENCE : 0.000		
LAP	SECTOR 1	SECTOR 2	LAP TIME	MPH	DIFF	TIME OF DAY
1 -	1:40.870	49.321	2:30.191	71.16	5.774	10:30:07.786
2 -	1:37.337	49.624	2:26.961	72.72	2.544	10:32:34.747
3 -	1:36.552	49.388	2:25.940	73.23	1.523	10:35:00.687
4 -	1:37.308	48.467	2:25.775 (3)	73.31	1.358	10:37:26.462
5 -	1:36.982	48.747	2:25.729 (2)	73.34	1.312	10:39:52.191
6 -	<b>1:36.052</b>	<b>48.365</b>	<b>2:24.417 (1)</b>	<b>74.00</b>		<b>10:42:16.608</b>

P13 24 S Darren STOLTON		NINJA 300 -				
IDEAL LAP TIME : 2:24.919		BEST LAP TIME : 2:25.919		DIFFERENCE : 1.000		
LAP	SECTOR 1	SECTOR 2	LAP TIME	MPH	DIFF	TIME OF DAY
1 -	1:46.619	54.052	2:40.671	66.52	14.752	10:30:25.135
2 -	1:39.719	48.484	2:28.203	72.11	2.284	10:32:53.338
3 -	1:38.024	48.229	2:26.253 (3)	73.07	0.334	10:35:19.591
4 -	1:38.096	<b>47.823</b>	<b>2:25.919 (1)</b>	<b>73.24</b>		<b>10:37:45.510</b>
5 -	<b>1:37.096</b>	48.923	2:26.019 (2)	73.19	0.100	10:40:11.529

P14 617 S Tom SPALDING		NINJA 300 - Decky Contracts Ltd				
IDEAL LAP TIME : 2:26.642		BEST LAP TIME : 2:26.642		DIFFERENCE : 0.000		
LAP	SECTOR 1	SECTOR 2	LAP TIME	MPH	DIFF	TIME OF DAY
1 -	1:54.833	50.339	2:45.172	64.70	18.530	10:30:30.739
2 -	1:40.839	49.116	2:29.955 (3)	71.27	3.313	10:33:00.694
3 -	1:40.644	50.212	2:30.856	70.84	4.214	10:35:31.550
4 -	1:38.944	49.169	2:28.113 (2)	72.16	1.471	10:37:59.663
5 -	<b>1:37.945</b>	<b>48.697</b>	<b>2:26.642 (1)</b>	<b>72.88</b>		<b>10:40:26.305</b>

P15 16 J Harry COOPER		NINJA 300 -				
IDEAL LAP TIME : 2:26.222		BEST LAP TIME : 2:27.338		DIFFERENCE : 1.116		
LAP	SECTOR 1	SECTOR 2	LAP TIME	MPH	DIFF	TIME OF DAY
1 -	1:51.792	52.046	2:43.838	65.23	16.500	10:30:29.795
2 -	1:41.641	50.803	2:32.444	70.11	5.106	10:33:02.239
3 -	1:39.913	49.091	2:29.004 (3)	71.73	1.666	10:35:31.243
4 -	<b>1:37.533</b>	49.941	2:27.474 (2)	72.47	0.136	10:37:58.717
5 -	1:38.649	<b>48.689</b>	<b>2:27.338 (1)</b>	<b>72.54</b>		<b>10:40:26.055</b>

P16 17 J Charlotte MARCUZZO		NINJA 300 -				
IDEAL LAP TIME : 2:27.043		BEST LAP TIME : 2:27.489		DIFFERENCE : 0.446		
LAP	SECTOR 1	SECTOR 2	LAP TIME	MPH	DIFF	TIME OF DAY
1 -	1:45.739	52.203	2:37.942	67.67	10.453	10:30:33.323
2 -	1:38.901	49.977	2:28.878	71.79	1.389	10:33:02.201
3 -	1:38.909	<b>48.764</b>	2:27.673 (2)	72.37	0.184	10:35:29.874
4 -	1:38.717	49.909	2:28.626 (3)	71.91	1.137	10:37:58.500
5 -	<b>1:38.279</b>	49.210	<b>2:27.489 (1)</b>	<b>72.46</b>		<b>10:40:25.989</b>

Weather / Track : Bright / Dry

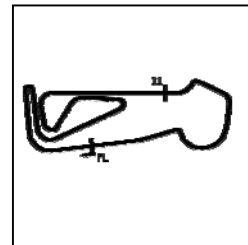
Snetterton 300  
Circuit Length = 2.9689 miles  
Start: 10:27 Flag 10:40 End: 10:42



# BMCRC - MRO Championships 2019 - Rnd 8 @ Snetterton

## ACU Team Green Junior Cup & Senior 300

### QUALIFYING - SECTOR ANALYSIS



SECTOR 1 = FL to I1, SECTOR 2 = I1 to FL, DIFF = Difference To Personal Best Lap, P = Crossed Finish Line in Pit Lane, D = Time Disallowed

P17 88 S		David COURT		NINJA 300 -		
IDEAL LAP TIME : 2:26.536		BEST LAP TIME : 2:27.894		DIFFERENCE : 1.358		
LAP	SECTOR 1	SECTOR 2	LAP TIME	MPH	DIFF	TIME OF DAY
1 -	1:49.181	51.418	2:40.599	66.55	12.705	10:31:15.154
2 -	1:39.593	49.627	2:29.220	71.62	1.326	10:33:44.374
3 -	1:38.604	49.290	<b>2:27.894 (1)</b>	<b>72.26</b>		<b>10:36:12.268</b>
4 -	<b>1:37.553</b>	51.093	2:28.646 (3)	71.90	0.752	10:38:40.914
5 -	1:39.614	<b>48.983</b>	2:28.597 (2)	71.92	0.703	10:41:09.511

P18 99 J		Harry COOK		NINJA 300 - CRT		
IDEAL LAP TIME : 2:30.861		BEST LAP TIME : 2:31.372		DIFFERENCE : 0.511		
LAP	SECTOR 1	SECTOR 2	LAP TIME	MPH	DIFF	TIME OF DAY
1 -	1:44.670	50.693	2:35.363	68.79	3.991	10:30:11.566
2 -	1:41.538	51.277	2:32.815 (3)	69.94	1.443	10:32:44.381
3 -	<b>1:40.951</b>	50.421	<b>2:31.372 (1)</b>	<b>70.60</b>		<b>10:35:15.753</b>
4 -	1:42.330	<b>49.910</b>	2:32.240 (2)	70.20	0.868	10:37:47.993
5 -	1:47.044	50.414	2:37.458	67.87	6.086	10:40:25.451

P19 48 S		Kevin SABBARTON		NINJA 300 - Karen Castle Opticians		
IDEAL LAP TIME : 2:31.296		BEST LAP TIME : 2:31.456		DIFFERENCE : 0.160		
LAP	SECTOR 1	SECTOR 2	LAP TIME	MPH	DIFF	TIME OF DAY
1 -	2:05.842	59.409	3:05.251	57.69	33.795	10:30:53.080
2 -	1:43.254	52.105	2:35.359	68.79	3.903	10:33:28.439
3 -	1:41.693	51.517	2:33.210 (2)	69.76	1.754	10:36:01.649
4 -	1:42.507	<b>50.749</b>	2:33.256 (3)	69.74	1.800	10:38:34.905
5 -	<b>1:40.547</b>	50.909	<b>2:31.456 (1)</b>	<b>70.56</b>		<b>10:41:06.361</b>

P20 0 S		Mark SMITH		NINJA 400 - MHP EXHAUST'S		
IDEAL LAP TIME : 2:31.391		BEST LAP TIME : 2:31.791		DIFFERENCE : 0.400		
LAP	SECTOR 1	SECTOR 2	LAP TIME	MPH	DIFF	TIME OF DAY
1 -	1:53.653	57.423	2:51.076	62.47	19.285	10:30:38.689
2 -	1:43.429	51.137	2:34.566 (3)	69.14	2.775	10:33:13.255
3 -	1:43.621	51.391	2:35.012	68.95	3.221	10:35:48.267
4 -	<b>1:41.288</b>	50.503	<b>2:31.791 (1)</b>	<b>70.41</b>		<b>10:38:20.058</b>
5 -	1:42.084	<b>50.103</b>	2:32.187 (2)	70.22	0.396	10:40:52.245

P21 15 J		Ruari BURNETT		NINJA 300 -		
IDEAL LAP TIME : 2:31.700		BEST LAP TIME : 2:32.352		DIFFERENCE : 0.652		
LAP	SECTOR 1	SECTOR 2	LAP TIME	MPH	DIFF	TIME OF DAY
1 -	1:50.243	55.483	2:45.726	64.49	13.374	10:30:25.482
2 -	1:44.255	1:02.572	2:46.827	64.06	14.475	10:33:12.309
3 -	1:44.065	51.652	2:35.717 (3)	68.63	3.365	10:35:48.026
4 -	1:42.592	<b>50.783</b>	2:33.375 (2)	69.68	1.023	10:38:21.401
5 -	<b>1:40.917</b>	51.435	<b>2:32.352 (1)</b>	<b>70.15</b>		<b>10:40:53.753</b>

P22 4 S		Duane SUTCH		NINJA 300 - Shawell Tuning and Racing Serv		
IDEAL LAP TIME : 2:33.134		BEST LAP TIME : 2:33.134		DIFFERENCE : 0.000		
LAP	SECTOR 1	SECTOR 2	LAP TIME	MPH	DIFF	TIME OF DAY
1 -	1:54.663	52.993	2:47.656	63.75	14.522	10:30:33.419
2 -	<b>1:42.117</b>	<b>51.017</b>	<b>2:33.134 (1)</b>	<b>69.79</b>		<b>10:33:06.553</b>
3 -	1:42.452	51.644	2:34.096 (3)	69.35	0.962	10:35:40.649
4 -	1:43.038	51.710	2:34.748	69.06	1.614	10:38:15.397
5 -	1:42.588	51.101	2:33.689 (2)	69.54	0.555	10:40:49.086

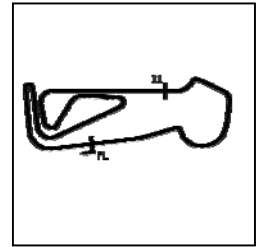
Weather / Track : Bright / Dry

Snetterton 300  
Circuit Length = 2.9689 miles  
Start: 10:27 Flag 10:40 End: 10:42

# BMCRC - MRO Championships 2019 - Rnd 8 @ Snetterton

## ACU Team Green Junior Cup & Senior 300

### QUALIFYING - SECTOR ANALYSIS



SECTOR 1 = FL to I1, SECTOR 2 = I1 to FL, DIFF = Difference To Personal Best Lap, P = Crossed Finish Line in Pit Lane, D = Time Disallowed

P23 74 J Finn SMART-WEEDEN		NINJA 300 -				
IDEAL LAP TIME : 2:35.643		BEST LAP TIME : 2:35.895		DIFFERENCE : 0.252		
LAP	SECTOR 1	SECTOR 2	LAP TIME	MPH	DIFF	TIME OF DAY
1 -	1:52.812	53.398	2:46.210	64.30	10.315	10:30:27.816
2 -	<b>1:44.001</b>	52.375	2:36.376 (2)	68.34	0.481	10:33:04.192
3 -	1:44.693	53.119	2:37.812 (3)	67.72	1.917	10:35:42.004
4 -	1:48.536	52.024	2:40.560	66.56	4.665	10:38:22.564
5 -	1:44.253	<b>51.642</b>	<b>2:35.895 (1)</b>	<b>68.55</b>		<b>10:40:58.459</b>

P24 12 J Cameron CARR		NINJA 300 - Fairburn Heating Solutions				
IDEAL LAP TIME : 2:37.256		BEST LAP TIME : 2:37.412		DIFFERENCE : 0.156		
LAP	SECTOR 1	SECTOR 2	LAP TIME	MPH	DIFF	TIME OF DAY
1 -	1:51.336	54.624	2:45.960	64.40	8.548	10:30:24.567
2 -	<b>1:45.265</b>	52.375	2:37.640 (2)	67.80	0.228	10:33:02.207
3 -	1:45.853	52.564	2:38.417 (3)	67.46	1.005	10:35:40.624
4 -	1:46.716	53.021	2:39.737	66.91	2.325	10:38:20.361
5 -	1:45.421	<b>51.991</b>	<b>2:37.412 (1)</b>	<b>67.89</b>		<b>10:40:57.773</b>

P25 711 S Daniel GIBBS		Kawasaki - Thomas Racing				
IDEAL LAP TIME : 2:39.845		BEST LAP TIME : 2:39.845		DIFFERENCE : 0.000		
LAP	SECTOR 1	SECTOR 2	LAP TIME	MPH	DIFF	TIME OF DAY
1 -	1:54.102	56.743	2:50.845	62.56	11.000	10:30:35.839
2 -	1:47.231	54.235	2:41.466 (2)	66.19	1.621	10:33:17.305
3 -	1:47.983	55.405	2:43.388	65.41	3.543	10:36:00.693
4 -	1:47.628	54.423	2:42.051 (3)	65.95	2.206	10:38:42.744
5 -	<b>1:46.829</b>	<b>53.016</b>	<b>2:39.845 (1)</b>	<b>66.86</b>		<b>10:41:22.589</b>

P26 71 S Karie HENLY		NINJA 300 - Thomas Racing				
IDEAL LAP TIME : 2:40.172		BEST LAP TIME : 2:40.503		DIFFERENCE : 0.331		
LAP	SECTOR 1	SECTOR 2	LAP TIME	MPH	DIFF	TIME OF DAY
1 -	1:53.161	57.197	2:50.358	62.73	9.855	10:30:33.359
2 -	1:48.202	56.299	2:44.501	64.97	3.998	10:33:17.860
3 -	1:48.003	55.756	2:43.759 (3)	65.26	3.256	10:36:01.619
4 -	1:46.787	<b>54.205</b>	2:40.992 (2)	66.38	0.489	10:38:42.611
5 -	<b>1:45.967</b>	54.536	<b>2:40.503 (1)</b>	<b>66.59</b>		<b>10:41:23.114</b>

P27 32 S John MACKNESS		NINJA 300 - Salisbury Cleaners				
IDEAL LAP TIME : 2:46.791		BEST LAP TIME : 2:47.445		DIFFERENCE : 0.654		
LAP	SECTOR 1	SECTOR 2	LAP TIME	MPH	DIFF	TIME OF DAY
1 -	2:00.005	1:03.997	3:04.002	58.08	16.557	10:30:44.741
2 -	1:54.228	58.802	2:53.030 (3)	61.77	5.585	10:33:37.771
3 -	1:54.308	59.312	2:53.620	61.56	6.175	10:36:31.391
4 -	1:52.225	<b>56.882</b>	2:49.107 (2)	63.20	1.662	10:39:20.498
5 -	<b>1:49.909</b>	57.536	<b>2:47.445 (1)</b>	<b>63.83</b>		<b>10:42:07.943</b>

P28 707 J Sam SPALDING		NINJA 250SP - Decky Contracts Ltd				
IDEAL LAP TIME : 3:07.982		BEST LAP TIME : 3:07.982		DIFFERENCE : 0.000		
LAP	SECTOR 1	SECTOR 2	LAP TIME	MPH	DIFF	TIME OF DAY
1 -	2:12.447	1:04.595	3:17.042 (3)	54.24	9.060	10:31:01.873
2 -	2:06.982	1:05.260	3:12.242 (2)	55.59	4.260	10:34:14.115
3 -	<b>2:05.249</b>	<b>1:02.733</b>	<b>3:07.982 (1)</b>	<b>56.85</b>		<b>10:37:22.097</b>

Weather / Track : Bright / Dry

Snetterton 300  
Circuit Length = 2.9689 miles  
Start: 10:27 Flag 10:40 End: 10:42

# BMCRC - MRO Championships 2019 - Rnd 8 @ Snetterton

## ACU Team Green Junior Cup & Senior 300

### QUALIFYING - BEST SECTORS

SECTOR 1				SECTOR 2				IDEAL / BEST COMPARISON				
POS	NO	NAME	TIME	NO	NAME	TIME	POS	NO	NAME	IDEAL	BEST	DIFF
									<b>PERFECT LAP</b>	<b>2:13.823</b>		
1	44	DUFTON	<b>1:29.736</b>	44	DUFTON	<b>44.087</b>	1	44	DUFTON	2:13.823	2:14.444	0.621
2	46	BARNES	<b>1:29.867</b>	42	JOHNSON	<b>44.226</b>	2	42	JOHNSON	2:14.191	2:14.640	0.449
3	42	JOHNSON	<b>1:29.965</b>	46	BARNES	<b>44.498</b>	3	46	BARNES	2:14.365	2:14.386	0.021
4	3	JONES	<b>1:30.845</b>	55	DESSOY	<b>44.717</b>	4	3	JONES	2:15.681	2:15.729	0.048
5	55	DESSOY	<b>1:31.512</b>	3	JONES	<b>44.836</b>	5	55	DESSOY	2:16.229	2:16.392	0.163
6	171	BROWN	<b>1:33.047</b>	171	BROWN	<b>45.555</b>	6	171	BROWN	2:18.602	2:18.727	0.125
7	808	JOHNSON	<b>1:33.279</b>	6	COOPER	<b>45.950</b>	7	808	JOHNSON	2:19.685	2:19.821	0.136
8	6	COOPER	<b>1:33.740</b>	808	JOHNSON	<b>46.406</b>	8	6	COOPER	2:19.690	2:19.752	0.062
9	77	WHITE	<b>1:35.510</b>	65	BREESE	<b>47.615</b>	9	77	WHITE	2:23.337	2:23.337	0.000
10	43	HALL	<b>1:36.052</b>	14	DAVIES	<b>47.650</b>	10	14	DAVIES	2:23.869	2:24.073	0.204
11	14	DAVIES	<b>1:36.219</b>	24	STOLTON	<b>47.823</b>	11	65	BREESE	2:24.250	2:24.250	0.000
12	65	BREESE	<b>1:36.635</b>	77	WHITE	<b>47.827</b>	12	43	HALL	2:24.417	2:24.417	0.000
13	24	STOLTON	<b>1:37.096</b>	43	HALL	<b>48.365</b>	13	24	STOLTON	2:24.919	2:25.919	1.000
14	16	COOPER	<b>1:37.533</b>	16	COOPER	<b>48.689</b>	14	16	COOPER	2:26.222	2:27.338	1.116
15	88	COURT	<b>1:37.553</b>	617	SPALDING	<b>48.697</b>	15	88	COURT	2:26.536	2:27.894	1.358
16	617	SPALDING	<b>1:37.945</b>	17	MARCUZZO	<b>48.764</b>	16	617	SPALDING	2:26.642	2:26.642	0.000
17	17	MARCUZZO	<b>1:38.279</b>	88	COURT	<b>48.983</b>	17	17	MARCUZZO	2:27.043	2:27.489	0.446
18	48	SABBARTON	<b>1:40.547</b>	99	COOK	<b>49.910</b>	18	99	COOK	2:30.861	2:31.372	0.511
19	15	BURNETT	<b>1:40.917</b>	0	SMITH	<b>50.103</b>	19	48	SABBARTON	2:31.296	2:31.456	0.160
20	99	COOK	<b>1:40.951</b>	48	SABBARTON	<b>50.749</b>	20	0	SMITH	2:31.391	2:31.791	0.400
21	0	SMITH	<b>1:41.288</b>	15	BURNETT	<b>50.783</b>	21	15	BURNETT	2:31.700	2:32.352	0.652
22	4	SUTCH	<b>1:42.117</b>	4	SUTCH	<b>51.017</b>	22	4	SUTCH	2:33.134	2:33.134	0.000
23	74	SMART-WEEDEN	<b>1:44.001</b>	74	SMART-WEEDEN	<b>51.642</b>	23	74	SMART-WEEDEN	2:35.643	2:35.895	0.252
24	12	CARR	<b>1:45.265</b>	12	CARR	<b>51.991</b>	24	12	CARR	2:37.256	2:37.412	0.156
25	71	HENLY	<b>1:45.967</b>	711	GIBBS	<b>53.016</b>	25	711	GIBBS	2:39.845	2:39.845	0.000
26	711	GIBBS	<b>1:46.829</b>	71	HENLY	<b>54.205</b>	26	71	HENLY	2:40.172	2:40.503	0.331
27	32	MACKNESS	<b>1:49.909</b>	32	MACKNESS	<b>56.882</b>	27	32	MACKNESS	2:46.791	2:47.445	0.654
28	707	SPALDING	<b>2:05.249</b>	707	SPALDING	<b>1:02.733</b>	28	707	SPALDING	3:07.982	3:07.982	0.000

Weather / Track : Bright / Dry

Results can be found at [www.tsl-timing.com](http://www.tsl-timing.com)

Snetterton 300

Circuit Length = 2.9689 miles

Start: 10:27 Flag 10:40 End: 10:42

Printed - 10:43 Saturday, 14 September 2019

# BMCRC - MRO Championships 2019 - Rnd 8 @ Snetterton

## ACU Team Green Junior Cup & Senior 300

### RACE 6 - GRID (5 Laps)



ROW 10	1	3:07.982	28	707	Sam SPALDING
ROW 9	27	2:47.445	26	71	Karie HENLY
			25	711	Daniel GIBBS
ROW 8	24	2:37.412	23	74	Finn SMART-WEEDEN
		2:35.895	22	4	Duane SUTCH
ROW 7	21	2:32.352	20	0	Mark SMITH
			19	48	Kevin SABBARTON
ROW 6	18	2:31.372	17	88	David COURT
		2:27.894	16	17	Charlotte MARCUZZO
ROW 5	15	2:27.338	14	617	Tom SPALDING
			13	24	Darren STOLTON
ROW 4	12	2:24.417	11	65	Konrad BREESE
		2:24.250	10	14	Tony DAVIES
ROW 3	9	2:23.337	8	808	Mason JOHNSON
			7	6	Martin COOPER
ROW 2	6	2:18.727	5	55	Harrison DESSOY
		2:16.392	4	3	Lewis JONES
ROW 1	3	2:14.640	2	44	Elliot DUFTON
			1	46	Ash BARNES
					<b>Pole</b>

Snetterton 300  
Circuit Length = 2.9689 miles

These results are provisional until the conclusion of any judicial and technical matters.

Clerk Of Course :	Steward :	Timekeeper :
-------------------	-----------	--------------

Results can be found at [www.tsl-timing.com](http://www.tsl-timing.com)

Printed - 10:45 Saturday, 14 September 2019



# BMCRC - MRO Championships 2019 - Rnd 8 @ Snetterton

## ACU Team Green Junior Cup & Senior 300

### RACE 6 - CLASSIFICATION



POS	NO	CL	PIC NAME	ENTRY	LAPS	TIME	GAP	DIFF	MPH	BEST	ON
1	46	J	1 Ash BARNES	NINJA 400 - BARNEYRACING	5	11:19.094			78.69	2:13.647	5
2	42	J	2 Christopher JOHNSON	NINJA 400 -	5	11:19.478	0.384	0.384	78.64	2:13.210	2
3	3	J	3 Lewis JONES	NINJA 300 - 151 s	5	11:23.461	4.367	3.983	78.19	2:14.909	4
4	55	J	4 Harrison DESSOY	NINJA 400 - Eastern Garage Racing	5	11:23.774	4.680	0.313	78.15	2:14.598	4
5	44	J	5 Elliot DUFTON	NINJA 300 - Dad and Held and Torfx	5	11:23.958	4.864	0.184	78.13	2:14.465	3
6	171	J	6 Cameron BROWN	NINJA 300 -	5	11:40.895	21.801	16.937	76.24	2:17.821	2
7	6	S	1 Martin COOPER	NINJA 300 -	5	11:43.434	24.340	2.539	75.97	2:18.265	2
8	808	J	7 Mason JOHNSON	NINJA 300 - D&D Racing	5	11:56.266	37.172	12.832	74.60	2:20.388	3
9	14	S	2 Tony DAVIES	NINJA 300 - 3D Racing	5	12:03.713	44.619	7.447	73.84	2:22.819	3
10	43	S	3 Colin HALL	NINJA 300 - simply saab	5	12:04.423	45.329	0.710	73.76	2:22.412	3
11	65	S	4 Konrad BREESE	NINJA 300 - STIHL Racing	5	12:13.336	54.242	8.913	72.87	2:23.946	5
12	17	J	8 Charlotte MARCUZZO	NINJA 300 -	5	12:13.867	54.773	0.531	72.82	2:23.729	5
13	77	J	9 Joe WHITE	NINJA 300 - Just In Graphics / MZ Contracts	5	12:14.122	55.028	0.255	72.79	2:23.571	5
14	24	S	5 Darren STOLTON	NINJA 300 -	5	12:15.645	56.551	1.523	72.64	2:23.331	4
15	88	S	6 David COURT	NINJA 300 -	5	12:18.021	58.927	2.376	72.41	2:24.792	4
16	617	S	7 Tom SPALDING	NINJA 300 - Decky Contracts Ltd	5	12:27.533	1:08.439	9.512	71.48	2:25.122	4
17	99	J	10 Harry COOK	NINJA 300 - CRT	5	12:32.650	1:13.556	5.117	71.00	2:26.314	4
18	48	S	8 Kevin SABBARTON	NINJA 300 - Karen Castle Opticians	5	12:33.626	1:14.532	0.976	70.91	2:27.216	5
19	0	S	9 Mark SMITH	NINJA 400 - MHP EXHAUST S	5	12:45.501	1:26.407	11.875	69.81	2:30.204	2
20	4	S	10 Duane SUTCH	NINJA 300 - Shawell Tuning and Racing Serv	5	13:00.126	1:41.032	14.625	68.50	2:31.755	5
21	12	J	11 Cameron CARR	NINJA 300 - Fairburn Heating Solutions	5	13:00.629	1:41.535	0.503	68.45	2:32.669	3
22	74	J	12 Finn SMART-WEEDEN	NINJA 300 -	5	13:02.655	1:43.561	2.026	68.28	2:32.760	2
23	15*	J	13 Ruari BURNETT	NINJA 300 -	5	13:08.473	1:49.379	5.818	67.77	2:33.072	5
24	711	S	11 Daniel GIBBS	Kawasaki - Thomas Racing	5	13:09.660	1:50.566	1.187	67.67	2:34.220	3
25	71	S	12 Karie HENLY	NINJA 300 - Thomas Racing	5	13:39.002	2:19.908	29.342	65.25	2:40.068	2
26	32	S	13 John MACKNESS	NINJA 300 - Salisbury Cleaners	5	13:50.762	2:31.668	11.760	64.32	2:41.904	4

NOT CLASSIFIED

DNF	16	J	Harry COOPER	NINJA 300 -	4	10:00.256	1 Lap	1 Lap	71.22	2:27.000	4
-----	----	---	--------------	-------------	---	-----------	-------	-------	-------	----------	---

FASTEST LAP

42	J	Christopher JOHNSON	NINJA 400 -	2	2:13.210	80.23 mph	129.12 kph
6	S	Martin COOPER	NINJA 300 -	2	2:18.265	77.30 mph	124.40 kph

No. 15 - 10 Second Penalty, Jump Start  
 Class J - 92.5% of Race Speed = 72.78 mph  
 Class S - 92.5% of Race Speed = 70.27 mph

Snetterton 300  
 Circuit Length = 2.9689 miles  
 Start: 13:55 Flag 14:07 End: 14:09

Weather / Track : Sunny / Dry  
 These results are provisional until the conclusion of any judicial and technical matters.

Clerk Of Course :	Steward :	Timekeeper :
-------------------	-----------	--------------

Results can be found at [www.tsl-timing.com](http://www.tsl-timing.com)

Printed - 14:10 Saturday, 14 September 2019



# BMCRC - MRO Championships 2019 - Rnd 8 @ Snetterton

## ACU Team Green Junior Cup & Senior 300

### RACE 6 - LAP CHART

#### LAP 1 @ 13:58:09.379

NO	BEHIND	LAP TIME
46		2:22.949
3	0.207	2:23.156
55	0.926	2:23.875
42	1.278	2:24.227
44	1.683	2:24.632
171	3.692	2:26.641
6	4.719	2:27.668
14	7.544	2:30.493
808	7.898	2:30.847
43	8.052	2:31.001
65	11.500	2:34.449
17	12.217	2:35.166
16	12.396	2:35.345
77	13.460	2:36.409
24	13.713	2:36.662
88	13.970	2:36.919
99	18.139	2:41.088
48	18.258	2:41.207
617	18.532	2:41.481
0	18.938	2:41.887
4	21.109	2:44.058
15	21.619	2:44.568
74	22.261	2:45.210
12	25.095	2:48.044
711	26.868	2:49.817
71	27.982	2:50.931
32	33.675	2:56.624

#### LAP 2 @ 14:00:23.867

NO	BEHIND	LAP TIME
42		2:13.210
46	0.029	2:14.517
3	0.932	2:15.213
55	1.237	2:14.799
44	1.776	2:14.581
171	7.025	2:17.821
6	8.496	2:18.265
808	14.963	2:21.553
14	15.915	2:22.859
43	17.428	2:23.864
17	22.145	2:24.416
65	22.675	2:25.663
77	22.729	2:23.757
24	23.581	2:24.356
88	25.172	2:25.690
16	27.672	2:29.764
99	32.175	2:28.524
617	32.315	2:28.271
48	33.290	2:29.520
0	34.654	2:30.204
74	40.533	2:32.760
15	41.093	2:33.962
4	43.883	2:37.262
12	44.437	2:33.830
711	47.281	2:34.901
71	53.562	2:40.068
32	1:03.061	2:43.874

#### LAP 3 @ 14:02:37.786

NO	BEHIND	LAP TIME
46		2:13.890

42	1.210	2:15.129	171	21.801	2:19.370
3	2.048	2:15.035	6	24.340	2:19.576
44	2.322	2:14.465	808	37.172	2:22.857
55	2.328	2:15.010	14	44.619	2:23.438
171	11.664	2:18.558	43	45.329	2:23.431
6	13.077	2:18.500	65	54.242	2:23.946
808	21.432	2:20.388	17	54.773	2:23.729
14	24.815	2:22.819	77	55.028	2:23.571
43	25.921	2:22.412	24	56.551	2:25.757
65	33.679	2:24.923	88	58.927	2:25.546
17	33.804	2:25.578	617	1:08.439	2:25.846
77	35.046	2:26.236	99	1:13.556	2:28.213
24	35.201	2:25.539	48	1:14.532	2:27.216
88	36.327	2:25.074	0	1:26.407	2:31.309
16	41.900	2:28.147	15	1:39.379	2:33.072
617	45.209	2:26.813	4	1:41.032	2:31.755
99	46.767	2:28.511	12	1:41.535	2:32.716
48	46.928	2:27.557	74	1:43.561	2:34.385
0	51.599	2:30.864	711	1:50.566	2:35.485
74	1:00.827	2:34.213	71	2:19.908	2:43.193
15	1:00.882	2:33.708	32	2:31.668	2:43.960
12	1:03.187	2:32.669			
4	1:04.379	2:34.415			
711	1:07.582	2:34.220			
71	1:21.822	2:42.179			
32	1:33.542	2:44.400			

#### LAP 4 @ 14:04:51.877

NO	BEHIND	LAP TIME
46		2:14.091
42	0.380	2:13.261
55	2.835	2:14.598
3	2.866	2:14.909
44	3.360	2:15.129
171	16.078	2:18.505
6	18.411	2:19.425
808	27.962	2:20.621
14	34.828	2:24.104
43	35.545	2:23.715
65	43.943	2:24.355
24	44.441	2:23.331
17	44.691	2:24.978
77	45.104	2:24.149
88	47.028	2:24.792
16	54.809	2:27.000
617	56.240	2:25.122
99	58.990	2:26.314
48	1:00.963	2:28.126
0	1:08.745	2:31.237
15	1:19.954	2:33.163
12	1:22.466	2:33.370
74	1:22.823	2:36.087
4	1:22.924	2:32.636
711	1:28.728	2:35.237
71	1:50.362	2:42.631
32	2:01.355	2:41.904

#### LAP 5 @ 14:07:05.524

NO	BEHIND	LAP TIME
46		2:13.647
42	0.384	2:13.651
3	4.367	2:15.148
55	4.680	2:15.492
44	4.864	2:15.151

Weather / Track : Sunny / Dry

Results can be found at [www.tsl-timing.com](http://www.tsl-timing.com)

Snetterton 300

Circuit Length = 2.9689 miles

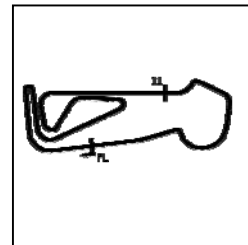
Start: 13:55 Flag 14:07 End: 14:09

Printed - 14:11 Saturday, 14 September 2019

# BMCRC - MRO Championships 2019 - Rnd 8 @ Snetterton

## ACU Team Green Junior Cup & Senior 300

### RACE 6 - SECTOR ANALYSIS



SECTOR 1 = FL to I1, SECTOR 2 = I1 to FL, DIFF = Difference To Personal Best Lap, P = Crossed Finish Line in Pit Lane, D = Time Disallowed

P1 46 J Ash BARNES		NINJA 400 - BARNEYRACING				
IDEAL LAP TIME : 2:13.602		BEST LAP TIME : 2:13.647		DIFFERENCE : 0.045		
LAP	SECTOR 1	SECTOR 2	LAP TIME	MPH	DIFF	TIME OF DAY
1 -		44.549	2:22.949	74.76	9.302	13:58:09.379
2 -	1:30.017	44.500	2:14.517	79.45	0.870	14:00:23.896
3 -	1:29.463	44.427	2:13.890 (2)	79.82	0.243	14:02:37.786
4 -	1:29.824	<b>44.267</b>	2:14.091 (3)	79.70	0.444	14:04:51.877
5 -	<b>1:29.335</b>	44.312	<b>2:13.647 (1)</b>	<b>79.97</b>		<b>14:07:05.524</b>

P2 42 J Christopher JOHNSON		NINJA 400 -				
IDEAL LAP TIME : 2:13.051		BEST LAP TIME : 2:13.210		DIFFERENCE : 0.159		
LAP	SECTOR 1	SECTOR 2	LAP TIME	MPH	DIFF	TIME OF DAY
1 -		44.459	2:24.227	74.10	11.017	13:58:10.657
2 -	1:29.193	44.017	<b>2:13.210 (1)</b>	<b>80.23</b>		<b>14:00:23.867</b>
3 -	1:29.365	45.764	2:15.129	79.09	1.919	14:02:38.996
4 -	<b>1:29.042</b>	44.219	2:13.261 (2)	80.20	0.051	14:04:52.257
5 -	1:29.642	<b>44.009</b>	2:13.651 (3)	79.97	0.441	14:07:05.908

P3 3 J Lewis JONES		NINJA 300 - 151 s				
IDEAL LAP TIME : 2:14.439		BEST LAP TIME : 2:14.909		DIFFERENCE : 0.470		
LAP	SECTOR 1	SECTOR 2	LAP TIME	MPH	DIFF	TIME OF DAY
1 -		<b>44.598</b>	2:23.156	74.66	8.247	13:58:09.586
2 -	1:30.395	44.818	2:15.213	79.04	0.304	14:00:24.799
3 -	<b>1:29.841</b>	45.194	2:15.035 (2)	79.15	0.126	14:02:39.834
4 -	1:30.251	44.658	<b>2:14.909 (1)</b>	<b>79.22</b>		<b>14:04:54.743</b>
5 -	1:30.285	44.863	2:15.148 (3)	79.08	0.239	14:07:09.891

P4 55 J Harrison DESOY		NINJA 400 - Eastern Garage Racing				
IDEAL LAP TIME : 2:14.330		BEST LAP TIME : 2:14.598		DIFFERENCE : 0.268		
LAP	SECTOR 1	SECTOR 2	LAP TIME	MPH	DIFF	TIME OF DAY
1 -		44.629	2:23.875	74.28	9.277	13:58:10.305
2 -	1:30.445	<b>44.354</b>	2:14.799 (2)	79.28	0.201	14:00:25.104
3 -	1:30.056	44.954	2:15.010 (3)	79.16	0.412	14:02:40.114
4 -	<b>1:29.976</b>	44.622	<b>2:14.598 (1)</b>	<b>79.40</b>		<b>14:04:54.712</b>
5 -	1:30.284	45.208	2:15.492	78.88	0.894	14:07:10.204

P5 44 J Elliot DUFTON		NINJA 300 - Dad and Held and Torfx				
IDEAL LAP TIME : 2:14.060		BEST LAP TIME : 2:14.465		DIFFERENCE : 0.405		
LAP	SECTOR 1	SECTOR 2	LAP TIME	MPH	DIFF	TIME OF DAY
1 -		<b>44.258</b>	2:24.632	73.89	10.167	13:58:11.062
2 -	1:29.891	44.690	2:14.581 (2)	79.41	0.116	14:00:25.643
3 -	<b>1:29.802</b>	44.663	<b>2:14.465 (1)</b>	<b>79.48</b>		<b>14:02:40.108</b>
4 -	1:30.345	44.784	2:15.129 (3)	79.09	0.664	14:04:55.237
5 -	1:30.037	45.114	2:15.151	79.08	0.686	14:07:10.388

P6 171 J Cameron BROWN		NINJA 300 -				
IDEAL LAP TIME : 2:17.821		BEST LAP TIME : 2:17.821		DIFFERENCE : 0.000		
LAP	SECTOR 1	SECTOR 2	LAP TIME	MPH	DIFF	TIME OF DAY
1 -		45.417	2:26.641	72.88	8.820	13:58:13.071
2 -	<b>1:32.450</b>	<b>45.371</b>	<b>2:17.821 (1)</b>	<b>77.55</b>		<b>14:00:30.892</b>
3 -	1:32.829	45.729	2:18.558 (3)	77.13	0.737	14:02:49.450
4 -	1:32.796	45.709	2:18.505 (2)	77.16	0.684	14:05:07.955
5 -	1:33.507	45.863	2:19.370	76.68	1.549	14:07:27.325

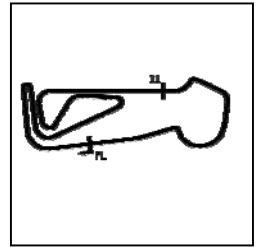
Weather / Track : Sunny / Dry

Snetterton 300  
Circuit Length = 2.9689 miles  
Start: 13:55 Flag 14:07 End: 14:09

# BMCRC - MRO Championships 2019 - Rnd 8 @ Snetterton

## ACU Team Green Junior Cup & Senior 300

### RACE 6 - SECTOR ANALYSIS



SECTOR 1 = FL to I1, SECTOR 2 = I1 to FL, DIFF = Difference To Personal Best Lap, P = Crossed Finish Line in Pit Lane, D = Time Disallowed

P7		6 S		Martin COOPER		NINJA 300 -	
IDEAL LAP TIME : 2:18.038		BEST LAP TIME : 2:18.265		DIFFERENCE : 0.227			
LAP	SECTOR 1	SECTOR 2	LAP TIME	MPH	DIFF	TIME OF DAY	
1 -		<b>45.469</b>	2:27.668	72.37	9.403	13:58:14.098	
2 -	<b>1:32.569</b>	45.696	<b>2:18.265 (1)</b>	<b>77.30</b>		<b>14:00:32.363</b>	
3 -	1:32.675	45.825	2:18.500 (2)	77.17	0.235	14:02:50.863	
4 -	1:33.517	45.908	2:19.425 (3)	76.65	1.160	14:05:10.288	
5 -	1:33.467	46.109	2:19.576	76.57	1.311	14:07:29.864	

P8		808 J		Mason JOHNSON		NINJA 300 - D&D Racing	
IDEAL LAP TIME : 2:20.054		BEST LAP TIME : 2:20.388		DIFFERENCE : 0.334			
LAP	SECTOR 1	SECTOR 2	LAP TIME	MPH	DIFF	TIME OF DAY	
1 -		46.802	2:30.847	70.85	10.459	13:58:17.277	
2 -	1:35.262	<b>46.291</b>	2:21.553 (3)	75.50	1.165	14:00:38.830	
3 -	<b>1:33.763</b>	46.625	<b>2:20.388 (1)</b>	<b>76.13</b>		<b>14:02:59.218</b>	
4 -	1:33.905	46.716	2:20.621 (2)	76.00	0.233	14:05:19.839	
5 -	1:35.945	46.912	2:22.857	74.81	2.469	14:07:42.696	

P9		14 S		Tony DAVIES		NINJA 300 - 3D Racing	
IDEAL LAP TIME : 2:22.666		BEST LAP TIME : 2:22.819		DIFFERENCE : 0.153			
LAP	SECTOR 1	SECTOR 2	LAP TIME	MPH	DIFF	TIME OF DAY	
1 -		47.304	2:30.493	71.02	7.674	13:58:16.923	
2 -	1:35.726	<b>47.133</b>	2:22.859 (2)	74.81	0.040	14:00:39.782	
3 -	<b>1:35.533</b>	47.286	<b>2:22.819 (1)</b>	<b>74.83</b>		<b>14:03:02.601</b>	
4 -	1:36.680	47.424	2:24.104	74.16	1.285	14:05:26.705	
5 -	1:36.165	47.273	2:23.438 (3)	74.51	0.619	14:07:50.143	

P10		43 S		Colin HALL		NINJA 300 - simply saab	
IDEAL LAP TIME : 2:21.912		BEST LAP TIME : 2:22.412		DIFFERENCE : 0.500			
LAP	SECTOR 1	SECTOR 2	LAP TIME	MPH	DIFF	TIME OF DAY	
1 -		<b>47.145</b>	2:31.001	70.78	8.589	13:58:17.431	
2 -	1:35.599	48.265	2:23.864	74.29	1.452	14:00:41.295	
3 -	<b>1:34.767</b>	47.645	<b>2:22.412 (1)</b>	<b>75.05</b>		<b>14:03:03.707</b>	
4 -	1:35.822	47.893	2:23.715 (3)	74.36	1.303	14:05:27.422	
5 -	1:35.916	47.515	2:23.431 (2)	74.51	1.019	14:07:50.853	

P11		65 S		Konrad BREESE		NINJA 300 - STIHL Racing	
IDEAL LAP TIME : 2:23.946		BEST LAP TIME : 2:23.946		DIFFERENCE : 0.000			
LAP	SECTOR 1	SECTOR 2	LAP TIME	MPH	DIFF	TIME OF DAY	
1 -		48.050	2:34.449	69.20	10.503	13:58:20.879	
2 -	1:37.010	48.653	2:25.663	73.37	1.717	14:00:46.542	
3 -	1:37.004	47.919	2:24.923 (3)	73.75	0.977	14:03:11.465	
4 -	1:36.686	47.669	2:24.355 (2)	74.04	0.409	14:05:35.820	
5 -	<b>1:36.302</b>	<b>47.644</b>	<b>2:23.946 (1)</b>	<b>74.25</b>		<b>14:07:59.766</b>	

P12		17 J		Charlotte MARCUZZO		NINJA 300 -	
IDEAL LAP TIME : 2:23.729		BEST LAP TIME : 2:23.729		DIFFERENCE : 0.000			
LAP	SECTOR 1	SECTOR 2	LAP TIME	MPH	DIFF	TIME OF DAY	
1 -		48.227	2:35.166	68.88	11.437	13:58:21.596	
2 -	1:36.169	48.247	2:24.416 (2)	74.00	0.687	14:00:46.012	
3 -	1:37.464	48.114	2:25.578	73.41	1.849	14:03:11.590	
4 -	1:36.716	48.262	2:24.978 (3)	73.72	1.249	14:05:36.568	
5 -	<b>1:36.168</b>	<b>47.561</b>	<b>2:23.729 (1)</b>	<b>74.36</b>		<b>14:08:00.297</b>	

Weather / Track : Sunny / Dry

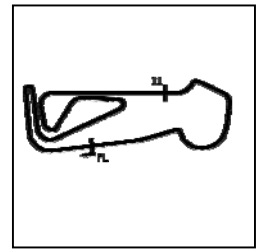
Snetterton 300  
Circuit Length = 2.9689 miles  
Start: 13:55 Flag 14:07 End: 14:09



# BMCRC - MRO Championships 2019 - Rnd 8 @ Snetterton

## ACU Team Green Junior Cup & Senior 300

### RACE 6 - SECTOR ANALYSIS



SECTOR 1 = FL to I1, SECTOR 2 = I1 to FL, DIFF = Difference To Personal Best Lap, P = Crossed Finish Line in Pit Lane, D = Time Disallowed

P13 77 J Joe WHITE		NINJA 300 - Just In Graphics / MZ Contracts				
IDEAL LAP TIME : 2:23.571		BEST LAP TIME : 2:23.571		DIFFERENCE : 0.000		
LAP	SECTOR 1	SECTOR 2	LAP TIME	MPH	DIFF	TIME OF DAY
1 -		48.531	2:36.409	68.33	12.838	13:58:22.839
2 -	1:36.137	47.620	2:23.757 (2)	74.34	0.186	14:00:46.596
3 -	1:37.325	48.911	2:26.236	73.08	2.665	14:03:12.832
4 -	1:36.178	47.971	2:24.149 (3)	74.14	0.578	14:05:36.981
5 -	<b>1:36.068</b>	<b>47.503</b>	<b>2:23.571 (1)</b>	<b>74.44</b>		<b>14:08:00.552</b>

P14 24 S Darren STOLTON		NINJA 300 -				
IDEAL LAP TIME : 2:22.660		BEST LAP TIME : 2:23.331		DIFFERENCE : 0.671		
LAP	SECTOR 1	SECTOR 2	LAP TIME	MPH	DIFF	TIME OF DAY
1 -		49.497	2:36.662	68.22	13.331	13:58:23.092
2 -	1:37.136	<b>47.220</b>	2:24.356 (2)	74.03	1.025	14:00:47.448
3 -	1:36.806	48.733	2:25.539 (3)	73.43	2.208	14:03:12.987
4 -	<b>1:35.440</b>	47.891	<b>2:23.331 (1)</b>	<b>74.56</b>		<b>14:05:36.318</b>
5 -	1:37.429	48.328	2:25.757	73.32	2.426	14:08:02.075

P15 88 S David COURT		NINJA 300 -				
IDEAL LAP TIME : 2:24.610		BEST LAP TIME : 2:24.792		DIFFERENCE : 0.182		
LAP	SECTOR 1	SECTOR 2	LAP TIME	MPH	DIFF	TIME OF DAY
1 -		<b>47.905</b>	2:36.919	68.11	12.127	13:58:23.349
2 -	1:37.426	48.264	2:25.690	73.36	0.898	14:00:49.039
3 -	1:36.839	48.235	2:25.074 (2)	73.67	0.282	14:03:14.113
4 -	<b>1:36.705</b>	48.087	<b>2:24.792 (1)</b>	<b>73.81</b>		<b>14:05:38.905</b>
5 -	1:37.032	48.514	2:25.546 (3)	73.43	0.754	14:08:04.451

P16 617 S Tom SPALDING		NINJA 300 - Decky Contracts Ltd				
IDEAL LAP TIME : 2:24.312		BEST LAP TIME : 2:25.122		DIFFERENCE : 0.810		
LAP	SECTOR 1	SECTOR 2	LAP TIME	MPH	DIFF	TIME OF DAY
1 -		53.754	2:41.481	66.18	16.359	13:58:27.911
2 -	1:39.685	48.586	2:28.271	72.08	3.149	14:00:56.182
3 -	1:38.728	48.085	2:26.813 (3)	72.80	1.691	14:03:22.995
4 -	1:37.891	<b>47.231</b>	<b>2:25.122 (1)</b>	<b>73.64</b>		<b>14:05:48.117</b>
5 -	<b>1:37.081</b>	48.765	2:25.846 (2)	73.28	0.724	14:08:13.963

P17 99 J Harry COOK		NINJA 300 - CRT				
IDEAL LAP TIME : 2:26.314		BEST LAP TIME : 2:26.314		DIFFERENCE : 0.000		
LAP	SECTOR 1	SECTOR 2	LAP TIME	MPH	DIFF	TIME OF DAY
1 -		49.531	2:41.088	66.34	14.774	13:58:27.518
2 -	1:38.889	49.635	2:28.524	71.96	2.210	14:00:56.042
3 -	1:39.714	48.797	2:28.511 (3)	71.96	2.197	14:03:24.553
4 -	<b>1:38.097</b>	<b>48.217</b>	<b>2:26.314 (1)</b>	<b>73.04</b>		<b>14:05:50.867</b>
5 -	1:38.983	49.230	2:28.213 (2)	72.11	1.899	14:08:19.080

P18 48 S Kevin SABBARTON		NINJA 300 - Karen Castle Opticians				
IDEAL LAP TIME : 2:27.029		BEST LAP TIME : 2:27.216		DIFFERENCE : 0.187		
LAP	SECTOR 1	SECTOR 2	LAP TIME	MPH	DIFF	TIME OF DAY
1 -		50.734	2:41.207	66.30	13.991	13:58:27.637
2 -	1:39.873	49.647	2:29.520	71.48	2.304	14:00:57.157
3 -	1:38.317	<b>49.240</b>	2:27.557 (2)	72.43	0.341	14:03:24.714
4 -	1:38.732	49.394	2:28.126 (3)	72.15	0.910	14:05:52.840
5 -	<b>1:37.789</b>	49.427	<b>2:27.216 (1)</b>	<b>72.60</b>		<b>14:08:20.056</b>

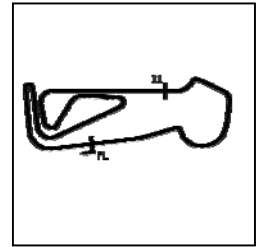
Weather / Track : Sunny / Dry

Snetterton 300  
Circuit Length = 2.9689 miles  
Start: 13:55 Flag 14:07 End: 14:09

# BMCRC - MRO Championships 2019 - Rnd 8 @ Snetterton

## ACU Team Green Junior Cup & Senior 300

### RACE 6 - SECTOR ANALYSIS



SECTOR 1 = FL to I1, SECTOR 2 = I1 to FL, DIFF = Difference To Personal Best Lap, P = Crossed Finish Line in Pit Lane, D = Time Disallowed

P19		0 S	Mark SMITH	NINJA 400 - MHP EXHAUST'S		
IDEAL LAP TIME : 2:30.204		BEST LAP TIME : 2:30.204		DIFFERENCE : 0.000		
LAP	SECTOR 1	SECTOR 2	LAP TIME	MPH	DIFF	TIME OF DAY
1 -		50.299	2:41.887	66.02	11.683	13:58:28.317
2 -	<b>1:40.322</b>	<b>49.882</b>	<b>2:30.204 (1)</b>	<b>71.15</b>		<b>14:00:58.521</b>
3 -	1:40.847	50.017	2:30.864 (2)	70.84	0.660	14:03:29.385
4 -	1:41.293	49.944	2:31.237 (3)	70.67	1.033	14:06:00.622
5 -	1:40.647	50.662	2:31.309	70.63	1.105	14:08:31.931

P20		4 S	Duane SUTCH	NINJA 300 - Shawell Tuning and Racing Serv		
IDEAL LAP TIME : 2:31.755		BEST LAP TIME : 2:31.755		DIFFERENCE : 0.000		
LAP	SECTOR 1	SECTOR 2	LAP TIME	MPH	DIFF	TIME OF DAY
1 -		51.171	2:44.058	65.14	12.303	13:58:30.488
2 -	1:44.008	53.254	2:37.262	67.96	5.507	14:01:07.750
3 -	1:43.107	51.308	2:34.415 (3)	69.21	2.660	14:03:42.165
4 -	1:41.819	50.817	2:32.636 (2)	70.02	0.881	14:06:14.801
5 -	<b>1:41.404</b>	<b>50.351</b>	<b>2:31.755 (1)</b>	<b>70.42</b>		<b>14:08:46.556</b>

P21		12 J	Cameron CARR	NINJA 300 - Fairburn Heating Solutions		
IDEAL LAP TIME : 2:32.605		BEST LAP TIME : 2:32.669		DIFFERENCE : 0.064		
LAP	SECTOR 1	SECTOR 2	LAP TIME	MPH	DIFF	TIME OF DAY
1 -		50.915	2:48.044	63.60	15.375	13:58:34.474
2 -	1:42.756	51.074	2:33.830	69.47	1.161	14:01:08.304
3 -	1:42.026	<b>50.643</b>	<b>2:32.669 (1)</b>	<b>70.00</b>		<b>14:03:40.973</b>
4 -	1:42.473	50.897	2:33.370 (3)	69.68	0.701	14:06:14.343
5 -	<b>1:41.962</b>	50.754	2:32.716 (2)	69.98	0.047	14:08:47.059

P22		74 J	Finn SMART-WEEDEN	NINJA 300 -		
IDEAL LAP TIME : 2:32.760		BEST LAP TIME : 2:32.760		DIFFERENCE : 0.000		
LAP	SECTOR 1	SECTOR 2	LAP TIME	MPH	DIFF	TIME OF DAY
1 -		51.024	2:45.210	64.69	12.450	13:58:31.640
2 -	<b>1:42.397</b>	<b>50.363</b>	<b>2:32.760 (1)</b>	<b>69.96</b>		<b>14:01:04.400</b>
3 -	1:43.135	51.078	2:34.213 (2)	69.30	1.453	14:03:38.613
4 -	1:42.714	53.373	2:36.087	68.47	3.327	14:06:14.700
5 -	1:42.989	51.396	2:34.385 (3)	69.23	1.625	14:08:49.085

P23		15 J	Ruari BURNETT	NINJA 300 -		
IDEAL LAP TIME : 2:32.558		BEST LAP TIME : 2:33.072		DIFFERENCE : 0.514		
LAP	SECTOR 1	SECTOR 2	LAP TIME	MPH	DIFF	TIME OF DAY
1 -		51.378	2:44.568	64.94	11.496	13:58:30.998
2 -	1:42.114	51.848	2:33.962	69.42	0.890	14:01:04.960
3 -	1:42.173	51.535	2:33.708 (3)	69.53	0.636	14:03:38.668
4 -	1:42.095	<b>51.068</b>	2:33.163 (2)	69.78	0.091	14:06:11.831
5 -	<b>1:41.490</b>	51.582	<b>2:33.072 (1)</b>	<b>69.82</b>		<b>14:08:44.903</b>

P24		711 S	Daniel GIBBS	Kawasaki - Thomas Racing		
IDEAL LAP TIME : 2:34.154		BEST LAP TIME : 2:34.220		DIFFERENCE : 0.066		
LAP	SECTOR 1	SECTOR 2	LAP TIME	MPH	DIFF	TIME OF DAY
1 -		52.051	2:49.817	62.93	15.597	13:58:36.247
2 -	1:43.284	<b>51.617</b>	2:34.901 (2)	68.99	0.681	14:01:11.148
3 -	<b>1:42.537</b>	51.683	<b>2:34.220 (1)</b>	<b>69.30</b>		<b>14:03:45.368</b>
4 -	1:43.062	52.175	2:35.237 (3)	68.85	1.017	14:06:20.605
5 -	1:42.603	52.882	2:35.485	68.74	1.265	14:08:56.090

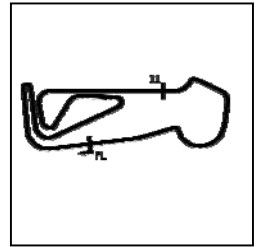
Weather / Track : Sunny / Dry

Snetterton 300  
Circuit Length = 2.9689 miles  
Start: 13:55 Flag 14:07 End: 14:09

# BMCRC - MRO Championships 2019 - Rnd 8 @ Snetterton

## ACU Team Green Junior Cup & Senior 300

### RACE 6 - SECTOR ANALYSIS



SECTOR 1 = FL to I1, SECTOR 2 = I1 to FL, DIFF = Difference To Personal Best Lap, P = Crossed Finish Line in Pit Lane, D = Time Disallowed

P25 71 S		Karie HENLY		NINJA 300 - Thomas Racing		
IDEAL LAP TIME : 2:38.500		BEST LAP TIME : 2:40.068		DIFFERENCE : 1.568		
LAP	SECTOR 1	SECTOR 2	LAP TIME	MPH	DIFF	TIME OF DAY
1 -		<b>53.311</b>	2:50.931	62.52	10.863	13:58:37.361
2 -	<b>1:45.189</b>	54.879	<b>2:40.068 (1)</b>	<b>66.77</b>		<b>14:01:17.429</b>
3 -	1:46.375	55.804	2:42.179 (2)	65.90	2.111	14:03:59.608
4 -	1:47.520	55.111	2:42.631 (3)	65.71	2.563	14:06:42.239
5 -	1:47.456	55.737	2:43.193	65.49	3.125	14:09:25.432

P26 32 S		John MACKNESS		NINJA 300 - Salisbury Cleaners		
IDEAL LAP TIME : 2:41.795		BEST LAP TIME : 2:41.904		DIFFERENCE : 0.109		
LAP	SECTOR 1	SECTOR 2	LAP TIME	MPH	DIFF	TIME OF DAY
1 -		<b>55.318</b>	2:56.624	60.51	14.720	13:58:43.054
2 -	1:48.522	55.352	2:43.874 (2)	65.22	1.970	14:01:26.928
3 -	1:48.810	55.590	2:44.400	65.01	2.496	14:04:11.328
4 -	<b>1:46.477</b>	55.427	<b>2:41.904 (1)</b>	<b>66.01</b>		<b>14:06:53.232</b>
5 -	1:47.520	56.440	2:43.960 (3)	65.18	2.056	14:09:37.192

P27 16 J		Harry COOPER		NINJA 300 -		
IDEAL LAP TIME : 2:26.218		BEST LAP TIME : 2:27.000		DIFFERENCE : 0.782		
LAP	SECTOR 1	SECTOR 2	LAP TIME	MPH	DIFF	TIME OF DAY
1 -		<b>48.212</b>	2:35.345	68.80	8.345	13:58:21.775
2 -	1:41.027	48.737	2:29.764 (3)	71.36	2.764	14:00:51.539
3 -	1:38.800	49.347	2:28.147 (2)	72.14	1.147	14:03:19.686
4 -	1:38.315	48.685	<b>2:27.000 (1)</b>	<b>72.70</b>		<b>14:05:46.686</b>

# BMCRC - MRO Championships 2019 - Rnd 8 @ Snetterton

## ACU Team Green Junior Cup & Senior 300

### RACE 6 - BEST SECTORS

SECTOR 1			SECTOR 2			IDEAL / BEST COMPARISON						
POS	NO	NAME	TIME	NO	NAME	TIME	POS	NO	NAME	IDEAL	BEST	DIFF
									<b>PERFECT LAP</b>	<b>2:13.051</b>		
1	42	JOHNSON	<b>1:29.042</b>	42	JOHNSON	<b>44.009</b>	1	42	JOHNSON	2:13.051	2:13.210	0.159
2	46	BARNES	<b>1:29.335</b>	44	DUFTON	<b>44.258</b>	2	46	BARNES	2:13.602	2:13.647	0.045
3	44	DUFTON	<b>1:29.802</b>	46	BARNES	<b>44.267</b>	3	44	DUFTON	2:14.060	2:14.465	0.405
4	3	JONES	<b>1:29.841</b>	55	DESSOY	<b>44.354</b>	4	55	DESSOY	2:14.330	2:14.598	0.268
5	55	DESSOY	<b>1:29.976</b>	3	JONES	<b>44.598</b>	5	3	JONES	2:14.439	2:14.909	0.470
6	171	BROWN	<b>1:32.450</b>	171	BROWN	<b>45.371</b>	6	171	BROWN	2:17.821	2:17.821	0.000
7	6	COOPER	<b>1:32.569</b>	6	COOPER	<b>45.469</b>	7	6	COOPER	2:18.038	2:18.265	0.227
8	808	JOHNSON	<b>1:33.763</b>	808	JOHNSON	<b>46.291</b>	8	808	JOHNSON	2:20.054	2:20.388	0.334
9	43	HALL	<b>1:34.767</b>	14	DAVIES	<b>47.133</b>	9	43	HALL	2:21.912	2:22.412	0.500
10	24	STOLTON	<b>1:35.440</b>	43	HALL	<b>47.145</b>	10	24	STOLTON	2:22.660	2:23.331	0.671
11	14	DAVIES	<b>1:35.533</b>	24	STOLTON	<b>47.220</b>	11	14	DAVIES	2:22.666	2:22.819	0.153
12	77	WHITE	<b>1:36.068</b>	617	SPALDING	<b>47.231</b>	12	77	WHITE	2:23.571	2:23.571	0.000
13	17	MARCUZZO	<b>1:36.168</b>	77	WHITE	<b>47.503</b>	13	17	MARCUZZO	2:23.729	2:23.729	0.000
14	65	BREESE	<b>1:36.302</b>	17	MARCUZZO	<b>47.561</b>	14	65	BREESE	2:23.946	2:23.946	0.000
15	88	COURT	<b>1:36.705</b>	65	BREESE	<b>47.644</b>	15	617	SPALDING	2:24.312	2:25.122	0.810
16	617	SPALDING	<b>1:37.081</b>	88	COURT	<b>47.905</b>	16	88	COURT	2:24.610	2:24.792	0.182
17	48	SABBARTON	<b>1:37.789</b>	16	COOPER	<b>48.212</b>	17	16	COOPER	2:26.218	2:27.000	0.782
18	16	COOPER	<b>1:38.006</b>	99	COOK	<b>48.217</b>	18	99	COOK	2:26.314	2:26.314	0.000
19	99	COOK	<b>1:38.097</b>	48	SABBARTON	<b>49.240</b>	19	48	SABBARTON	2:27.029	2:27.216	0.187
20	0	SMITH	<b>1:40.322</b>	0	SMITH	<b>49.882</b>	20	0	SMITH	2:30.204	2:30.204	0.000
21	4	SUTCH	<b>1:41.404</b>	4	SUTCH	<b>50.351</b>	21	4	SUTCH	2:31.755	2:31.755	0.000
22	15	BURNETT	<b>1:41.490</b>	74	SMART-WEEDEN	<b>50.363</b>	22	15	BURNETT	2:32.558	2:33.072	0.514
23	12	CARR	<b>1:41.962</b>	12	CARR	<b>50.643</b>	23	12	CARR	2:32.605	2:32.669	0.064
24	74	SMART-WEEDEN	<b>1:42.397</b>	15	BURNETT	<b>51.068</b>	24	74	SMART-WEEDEN	2:32.760	2:32.760	0.000
25	711	GIBBS	<b>1:42.537</b>	711	GIBBS	<b>51.617</b>	25	711	GIBBS	2:34.154	2:34.220	0.066
26	71	HENLY	<b>1:45.189</b>	71	HENLY	<b>53.311</b>	26	71	HENLY	2:38.500	2:40.068	1.568
27	32	MACKNESS	<b>1:46.477</b>	32	MACKNESS	<b>55.318</b>	27	32	MACKNESS	2:41.795	2:41.904	0.109

Weather / Track : Sunny / Dry

Results can be found at [www.tsl-timing.com](http://www.tsl-timing.com)

Snetterton 300

Circuit Length = 2.9689 miles

Start: 13:55 Flag 14:07 End: 14:09

Printed - 14:10 Saturday, 14 September 2019

# BMCRC - MRO Championships 2019 - Rnd 8 @ Snetterton

## ACU Team Green Junior Cup & Senior 300

### RACE 15 - GRID (5 Laps)



ROW 10	1	1	28	<b>707</b> Sam SPALDING
ROW 9	27	2:41.904 <b>32</b> John MACKNESS	26	2:40.068 <b>71</b> Karie HENLY
ROW 8	24	2:33.072 <b>15</b> Ruari BURNETT	23	2:32.760 <b>74</b> Finn SMART-WEEDEN
ROW 7	21	2:31.755 <b>4</b> Duane SUTCH	20	2:30.204 <b>0</b> Mark SMITH
ROW 6	18	2:27.000 <b>16</b> Harry COOPER	17	2:26.314 <b>99</b> Harry COOK
ROW 5	15	2:24.792 <b>88</b> David COURT	14	2:23.946 <b>65</b> Konrad BREESE
ROW 4	12	2:23.571 <b>77</b> Joe WHITE	11	2:23.331 <b>24</b> Darren STOLTON
ROW 3	9	2:22.412 <b>43</b> Colin HALL	8	2:20.388 <b>808</b> Mason JOHNSON
ROW 2	6	2:17.821 <b>171</b> Cameron BROWN	5	2:14.909 <b>3</b> Lewis JONES
ROW 1	3	2:14.465 <b>44</b> Elliot DUFTON	2	2:13.647 <b>46</b> Ash BARNES
			1	2:13.210 <b>42</b> Christopher JOHNSON
				<b>Pole</b>

Snetterton 300  
Circuit Length = 2.9689 miles

These results are provisional until the conclusion of any judicial and technical matters.

Clerk Of Course :	Steward :	Timekeeper :
-------------------	-----------	--------------

Results can be found at [www.tsl-timing.com](http://www.tsl-timing.com)

Printed - 14:12 Saturday, 14 September 2019



# BMCRC - MRO Championships 2019 - Rnd 8 @ Snetterton

## ACU Team Green Junior Cup & Senior 300

### RACE 15 - CLASSIFICATION



POS	NO	CL	PIC NAME	ENTRY	LAPS	TIME	GAP	DIFF	MPH	BEST	ON
1	46	J	1 Ash BARNES	NINJA 400 - BARNEYRACING	5	11:21.971			78.36	2:13.499	4
2	44	J	2 Elliot DUFTON	NINJA 300 - Dad and Held and Torfx	5	11:22.565	0.594	0.594	78.29	2:13.580	4
3	3	J	3 Lewis JONES	NINJA 300 - 151 s	5	11:33.461	11.490	10.896	77.06	2:14.747	2
4	55	J	4 Harrison DESOY	NINJA 400 - Eastern Garage Racing	5	11:37.673	15.702	4.212	76.59	2:15.478	2
5	6	S	1 Martin COOPER	NINJA 300 -	5	11:42.632	20.661	4.959	76.05	2:17.500	2
6	171	J	5 Cameron BROWN	NINJA 300 -	5	11:42.822	20.851	0.190	76.03	2:18.257	5
7	808	J	6 Mason JOHNSON	NINJA 300 - D&D Racing	5	11:58.783	36.812	15.961	74.34	2:20.529	3
8	14	S	2 Tony DAVIES	NINJA 300 - 3D Racing	5	11:58.806	36.835	0.023	74.34	2:21.537	2
9	65	S	3 Konrad BREESE	NINJA 300 - STIHL Racing	5	12:07.586	45.615	8.780	73.44	2:22.754	4
10	43	S	4 Colin HALL	NINJA 300 - simply saab	5	12:07.828	45.857	0.242	73.42	2:23.290	3
11	88	S	5 David COURT	NINJA 300 -	5	12:17.374	55.403	9.546	72.47	2:25.025	4
12	77	J	7 Joe WHITE	NINJA 300 - Just In Graphics / MZ Contracts	5	12:19.162	57.191	1.788	72.29	2:23.397	4
13	24	S	6 Darren STOLTON	NINJA 300 -	5	12:21.275	59.304	2.113	72.09	2:25.861	2
14	17	J	8 Charlotte MARCUZZO	NINJA 300 -	5	12:27.512	1:05.541	6.237	71.49	2:25.914	4
15	99	J	9 Harry COOK	NINJA 300 - CRT	5	12:27.749	1:05.778	0.237	71.46	2:25.777	4
16	16	J	10 Harry COOPER	NINJA 300 -	5	12:28.160	1:06.189	0.411	71.42	2:24.571	5
17	617	S	7 Tom SPALDING	NINJA 300 - Decky Contracts Ltd	5	12:28.254	1:06.283	0.094	71.42	2:25.857	4
18	48	S	8 Kevin SABBARTON	NINJA 300 - Karen Castle Opticians	5	12:30.137	1:08.166	1.883	71.24	2:26.380	4
19	0	S	9 Mark SMITH	NINJA 400 - MHP EXHAUST S	5	12:43.620	1:21.649	13.483	69.98	2:29.249	2
20	12	J	11 Cameron CARR	NINJA 300 - Fairburn Heating Solutions	5	13:02.821	1:40.850	19.201	68.26	2:33.969	5
21	15	J	12 Ruari BURNETT	NINJA 300 -	5	13:03.552	1:41.581	0.731	68.20	2:31.188	4
22	74	J	13 Finn SMART-WEEDEN	NINJA 300 -	5	13:04.564	1:42.593	1.012	68.11	2:32.651	2
23	4	S	10 Duane SUTCH	NINJA 300 - Shawell Tuning and Racing Serv	5	13:15.421	1:53.450	10.857	67.18	2:34.014	4
24	711	S	11 Daniel GIBBS	Kawasaki - Thomas Racing	5	13:27.439	2:05.468	12.018	66.18	2:37.847	5
25	71	S	12 Karie HENLY	NINJA 300 - Thomas Racing	5	13:29.183	2:07.212	1.744	66.04	2:38.782	2
26	32	S	13 John MACKNESS	NINJA 300 - Salisbury Cleaners	5	13:58.186	2:36.215	29.003	63.75	2:43.541	5

NOT CLASSIFIED

DQ 42\* J Christopher JOHNSON NINJA 400 - 0

FASTEST LAP

46	J	Ash BARNES	NINJA 400 - BARNEYRACING	4	2:13.499	80.06 mph	128.84 kph
6	S	Martin COOPER	NINJA 300 -	2	2:17.500	77.73 mph	125.09 kph

No. 42 – Disqualified from race result, technical infringement

Class J - 92.5% of Race Speed = 72.48 mph

Class S - 92.5% of Race Speed = 70.34 mph

Snetterton 300

Circuit Length = 2.9689 miles

Start: 16:51 Flag 17:02 End: 17:05

Weather / Track : Bright / Dry

These results are provisional until the conclusion of any judicial and technical matters.

Clerk Of Course :	Steward :	Timekeeper :
-------------------	-----------	--------------

Results can be found at [www.tsl-timing.com](http://www.tsl-timing.com)

Printed - 17:59 Saturday, 14 September 2019



# BMCRC - MRO Championships 2019 - Rnd 8 @ Snetterton

## ACU Team Green Junior Cup & Senior 300

### RACE 15 - LAP CHART

#### LAP 1 @ 16:53:26.498

NO	BEHIND	LAP TIME
46		2:24.264
44	0.337	2:24.601
55	0.596	2:24.860
3	1.388	2:25.652
171	3.937	2:28.201
6	5.786	2:30.050
14	6.180	2:30.444
43	7.744	2:32.008
65	8.938	2:33.202
808	10.702	2:34.966
24	11.031	2:35.295
88	11.525	2:35.789
16	14.209	2:38.473
617	14.371	2:38.635
17	15.547	2:39.811
77	15.813	2:40.077
0	16.040	2:40.304
48	16.119	2:40.383
99	16.122	2:40.386
12	20.373	2:44.637
74	24.159	2:48.423
711	27.306	2:51.570
71	27.392	2:51.656
15	27.737	2:52.001
4	30.635	2:54.899
32	35.632	2:59.896

#### LAP 2 @ 16:55:41.255

NO	BEHIND	LAP TIME
46		2:14.757
44	0.134	2:14.554
55	1.317	2:15.478
3	1.378	2:14.747
171	8.241	2:19.061
6	8.529	2:17.500
14	12.960	2:21.537
808	17.077	2:21.132
43	17.203	2:24.216
65	18.369	2:24.188
24	22.135	2:25.861
88	22.459	2:25.691
16	27.262	2:27.810
17	28.521	2:27.731
77	28.579	2:27.523
617	29.225	2:29.611
99	29.512	2:28.147
48	29.726	2:28.364
0	30.532	2:29.249
12	41.002	2:35.386
74	42.053	2:32.651
15	47.939	2:34.959
711	50.618	2:38.069
71	51.417	2:38.782
4	51.710	2:35.832
32	1:07.217	2:46.342

#### LAP 3 @ 16:57:56.654

NO	BEHIND	LAP TIME
46		2:15.399
44	0.128	2:15.393
3	2.766	2:16.787

55	9.803	2:23.885	43	45.857	2:24.506
171	11.886	2:19.044	88	55.403	2:25.570
6	11.996	2:18.866	77	57.191	2:23.881
14	20.135	2:22.574	24	59.304	2:28.119
808	22.207	2:20.529	17	1:05.541	2:27.309
43	25.094	2:23.290	99	1:05.778	2:26.834
65	26.344	2:23.374	16	1:06.189	2:24.571
88	32.359	2:25.299	617	1:06.283	2:26.930
24	32.751	2:26.015	48	1:08.166	2:27.403
77	37.464	2:24.284	0	1:21.649	2:32.406
17	39.869	2:26.747	12	1:40.850	2:33.969
99	40.718	2:26.605	15	1:41.581	2:33.953
617	41.047	2:27.221	74	1:42.593	2:34.797
48	41.934	2:27.607	4	1:53.450	2:34.425
16	43.947	2:32.084	711	2:05.468	2:37.847
0	46.045	2:30.912	71	2:07.212	2:38.986
12	1:00.448	2:34.845	32	2:36.215	2:43.541
74	1:00.956	2:34.302			
15	1:03.991	2:31.451			
4	1:12.562	2:36.251			
71	1:16.259	2:40.241			
711	1:16.307	2:41.088			
32	1:36.316	2:44.498			

#### LAP 4 @ 17:00:10.153

NO	BEHIND	LAP TIME
46		2:13.499
44	0.209	2:13.580
3	6.910	2:17.643
55	13.404	2:17.100
171	16.646	2:18.259
6	16.881	2:18.384
14	28.883	2:22.247
808	29.654	2:20.946
43	35.403	2:23.808
65	35.599	2:22.754
88	43.885	2:25.025
24	45.237	2:25.985
77	47.362	2:23.397
17	52.284	2:25.914
99	52.996	2:25.777
617	53.405	2:25.857
48	54.815	2:26.380
16	55.670	2:25.222
0	1:03.295	2:30.749
12	1:20.933	2:33.984
15	1:21.680	2:31.188
74	1:21.848	2:34.391
4	1:33.077	2:34.014
711	1:41.673	2:38.865
71	1:42.278	2:39.518
32	2:06.726	2:43.909

#### LAP 5 @ 17:02:24.205

NO	BEHIND	LAP TIME
46		2:14.052
44	0.594	2:14.437
3	11.490	2:18.632
55	15.702	2:16.350
6	20.661	2:17.832
171	20.851	2:18.257
808	36.812	2:21.210
14	36.835	2:22.004
65	45.615	2:24.068

Weather / Track : Bright / Dry

Results can be found at [www.tsl-timing.com](http://www.tsl-timing.com)

Snetterton 300

Circuit Length = 2.9689 miles

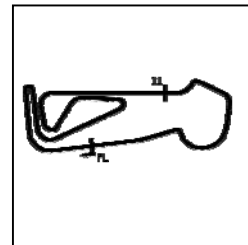
Start: 16:51 Flag 17:02 End: 17:05

Printed - 18:01 Saturday, 14 September 2019

# BMCRC - MRO Championships 2019 - Rnd 8 @ Snetterton

## ACU Team Green Junior Cup & Senior 300

### RACE 15 - SECTOR ANALYSIS



SECTOR 1 = FL to I1, SECTOR 2 = I1 to FL, DIFF = Difference To Personal Best Lap, P = Crossed Finish Line in Pit Lane, D = Time Disallowed

P1 46 J Ash BARNES		NINJA 400 - BARNEYRACING				
IDEAL LAP TIME : 2:13.499		BEST LAP TIME : 2:13.499		DIFFERENCE : 0.000		
LAP	SECTOR 1	SECTOR 2	LAP TIME	MPH	DIFF	TIME OF DAY
1 -		45.130	2:24.264	74.08	10.765	16:53:26.498
2 -	1:30.038	44.719	2:14.757 (3)	79.31	1.258	16:55:41.255
3 -	1:30.612	44.787	2:15.399	78.93	1.900	16:57:56.654
4 -	<b>1:29.071</b>	<b>44.428</b>	<b>2:13.499 (1)</b>	<b>80.06</b>		<b>17:00:10.153</b>
5 -	1:29.445	44.607	2:14.052 (2)	79.73	0.553	17:02:24.205

P2 44 J Elliot DUFTON		NINJA 300 - Dad and Held and Torfx				
IDEAL LAP TIME : 2:13.580		BEST LAP TIME : 2:13.580		DIFFERENCE : 0.000		
LAP	SECTOR 1	SECTOR 2	LAP TIME	MPH	DIFF	TIME OF DAY
1 -		45.433	2:24.601	73.91	11.021	16:53:26.835
2 -	1:30.111	44.443	2:14.554 (3)	79.43	0.974	16:55:41.389
3 -	1:30.890	44.503	2:15.393	78.94	1.813	16:57:56.782
4 -	<b>1:29.243</b>	<b>44.337</b>	<b>2:13.580 (1)</b>	<b>80.01</b>		<b>17:00:10.362</b>
5 -	1:29.414	45.023	2:14.437 (2)	79.50	0.857	17:02:24.799

P3 3 J Lewis JONES		NINJA 300 - 151 s				
IDEAL LAP TIME : 2:14.747		BEST LAP TIME : 2:14.747		DIFFERENCE : 0.000		
LAP	SECTOR 1	SECTOR 2	LAP TIME	MPH	DIFF	TIME OF DAY
1 -		44.809	2:25.652	73.38	10.905	16:53:27.886
2 -	<b>1:30.276</b>	<b>44.471</b>	<b>2:14.747 (1)</b>	<b>79.31</b>		<b>16:55:42.633</b>
3 -	1:31.174	45.613	2:16.787 (2)	78.13	2.040	16:57:59.420
4 -	1:31.798	45.845	2:17.643 (3)	77.65	2.896	17:00:17.063
5 -	1:32.747	45.885	2:18.632	77.09	3.885	17:02:35.695

P4 55 J Harrison DESOY		NINJA 400 - Eastern Garage Racing				
IDEAL LAP TIME : 2:15.478		BEST LAP TIME : 2:15.478		DIFFERENCE : 0.000		
LAP	SECTOR 1	SECTOR 2	LAP TIME	MPH	DIFF	TIME OF DAY
1 -		45.217	2:24.860	73.78	9.382	16:53:27.094
2 -	<b>1:30.528</b>	<b>44.950</b>	<b>2:15.478 (1)</b>	<b>78.89</b>		<b>16:55:42.572</b>
3 -	1:31.175	52.710	2:23.885	74.28	8.407	16:58:06.457
4 -	1:31.212	45.888	2:17.100 (3)	77.95	1.622	17:00:23.557
5 -	1:30.925	45.425	2:16.350 (2)	78.38	0.872	17:02:39.907

P5 6 S Martin COOPER		NINJA 300 -				
IDEAL LAP TIME : 2:17.266		BEST LAP TIME : 2:17.500		DIFFERENCE : 0.234		
LAP	SECTOR 1	SECTOR 2	LAP TIME	MPH	DIFF	TIME OF DAY
1 -		46.582	2:30.050	71.22	12.550	16:53:32.284
2 -	<b>1:31.914</b>	45.586	<b>2:17.500 (1)</b>	<b>77.73</b>		<b>16:55:49.784</b>
3 -	1:32.315	46.551	2:18.866	76.96	1.366	16:58:08.650
4 -	1:33.032	<b>45.352</b>	2:18.384 (3)	77.23	0.884	17:00:27.034
5 -	1:32.230	45.602	2:17.832 (2)	77.54	0.332	17:02:44.866

P6 171 J Cameron BROWN		NINJA 300 -				
IDEAL LAP TIME : 2:17.710		BEST LAP TIME : 2:18.257		DIFFERENCE : 0.547		
LAP	SECTOR 1	SECTOR 2	LAP TIME	MPH	DIFF	TIME OF DAY
1 -		45.975	2:28.201	72.11	9.944	16:53:30.435
2 -	1:33.612	45.449	2:19.061	76.85	0.804	16:55:49.496
3 -	1:33.073	45.971	2:19.044 (3)	76.86	0.787	16:58:08.540
4 -	1:32.887	<b>45.372</b>	2:18.259 (2)	77.30	0.002	17:00:26.799
5 -	<b>1:32.338</b>	45.919	<b>2:18.257 (1)</b>	<b>77.30</b>		<b>17:02:45.056</b>

Weather / Track : Bright / Dry

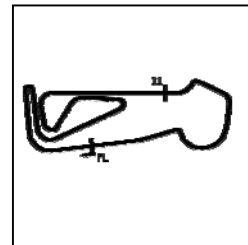
Snetterton 300  
Circuit Length = 2.9689 miles  
Start: 16:51 Flag 17:02 End: 17:05



# BMCRC - MRO Championships 2019 - Rnd 8 @ Snetterton

## ACU Team Green Junior Cup & Senior 300

### RACE 15 - SECTOR ANALYSIS



SECTOR 1 = FL to I1, SECTOR 2 = I1 to FL, DIFF = Difference To Personal Best Lap, P = Crossed Finish Line in Pit Lane, D = Time Disallowed

P7 808 J		Mason JOHNSON		NINJA 300 - D&D Racing		
IDEAL LAP TIME : 2:20.431		BEST LAP TIME : 2:20.529		DIFFERENCE : 0.098		
LAP	SECTOR 1	SECTOR 2	LAP TIME	MPH	DIFF	TIME OF DAY
1 -		47.711	2:34.966	68.97	14.437	16:53:37.200
2 -	1:34.200	46.932	2:21.132 (3)	75.73	0.603	16:55:58.332
3 -	<b>1:33.808</b>	46.721	<b>2:20.529 (1)</b>	<b>76.05</b>		<b>16:58:18.861</b>
4 -	1:34.323	<b>46.623</b>	2:20.946 (2)	75.83	0.417	17:00:39.807
5 -	1:34.500	46.710	2:21.210	75.68	0.681	17:03:01.017

P8 14 S		Tony DAVIES		NINJA 300 - 3D Racing		
IDEAL LAP TIME : 2:21.174		BEST LAP TIME : 2:21.537		DIFFERENCE : 0.363		
LAP	SECTOR 1	SECTOR 2	LAP TIME	MPH	DIFF	TIME OF DAY
1 -		47.035	2:30.444	71.04	8.907	16:53:32.678
2 -	<b>1:34.463</b>	47.074	<b>2:21.537 (1)</b>	<b>75.51</b>		<b>16:55:54.215</b>
3 -	1:35.337	47.237	2:22.574	74.96	1.037	16:58:16.789
4 -	1:35.305	46.942	2:22.247 (3)	75.13	0.710	17:00:39.036
5 -	1:35.293	<b>46.711</b>	2:22.004 (2)	75.26	0.467	17:03:01.040

P9 65 S		Konrad BREESE		NINJA 300 - STIHL Racing		
IDEAL LAP TIME : 2:22.754		BEST LAP TIME : 2:22.754		DIFFERENCE : 0.000		
LAP	SECTOR 1	SECTOR 2	LAP TIME	MPH	DIFF	TIME OF DAY
1 -		47.623	2:33.202	69.76	10.448	16:53:35.436
2 -	1:36.002	48.186	2:24.188	74.12	1.434	16:55:59.624
3 -	1:35.610	47.764	2:23.374 (2)	74.54	0.620	16:58:22.998
4 -	<b>1:35.186</b>	<b>47.568</b>	<b>2:22.754 (1)</b>	<b>74.87</b>		<b>17:00:45.752</b>
5 -	1:36.498	47.570	2:24.068 (3)	74.18	1.314	17:03:09.820

P10 43 S		Colin HALL		NINJA 300 - simply saab		
IDEAL LAP TIME : 2:23.126		BEST LAP TIME : 2:23.290		DIFFERENCE : 0.164		
LAP	SECTOR 1	SECTOR 2	LAP TIME	MPH	DIFF	TIME OF DAY
1 -		48.131	2:32.008	70.31	8.718	16:53:34.242
2 -	1:36.399	47.817	2:24.216 (3)	74.11	0.926	16:55:58.458
3 -	<b>1:35.378</b>	47.912	<b>2:23.290 (1)</b>	<b>74.59</b>		<b>16:58:21.748</b>
4 -	1:35.460	48.348	2:23.808 (2)	74.32	0.518	17:00:45.556
5 -	1:36.758	<b>47.748</b>	2:24.506	73.96	1.216	17:03:10.062

P11 88 S		David COURT		NINJA 300 -		
IDEAL LAP TIME : 2:24.809		BEST LAP TIME : 2:25.025		DIFFERENCE : 0.216		
LAP	SECTOR 1	SECTOR 2	LAP TIME	MPH	DIFF	TIME OF DAY
1 -		48.196	2:35.789	68.60	10.764	16:53:38.023
2 -	1:37.341	48.350	2:25.691	73.36	0.666	16:56:03.714
3 -	1:37.181	<b>48.118</b>	2:25.299 (2)	73.55	0.274	16:58:29.013
4 -	<b>1:36.691</b>	48.334	<b>2:25.025 (1)</b>	<b>73.69</b>		<b>17:00:54.038</b>
5 -	1:37.189	48.381	2:25.570 (3)	73.42	0.545	17:03:19.608

P12 77 J		Joe WHITE		NINJA 300 - Just In Graphics / MZ Contracts		
IDEAL LAP TIME : 2:22.677		BEST LAP TIME : 2:23.397		DIFFERENCE : 0.720		
LAP	SECTOR 1	SECTOR 2	LAP TIME	MPH	DIFF	TIME OF DAY
1 -		49.495	2:40.077	66.76	16.680	16:53:42.311
2 -	1:38.051	49.472	2:27.523	72.45	4.126	16:56:09.834
3 -	1:37.148	<b>47.136</b>	2:24.284 (3)	74.07	0.887	16:58:34.118
4 -	<b>1:35.541</b>	47.856	<b>2:23.397 (1)</b>	<b>74.53</b>		<b>17:00:57.515</b>
5 -	1:36.349	47.532	2:23.881 (2)	74.28	0.484	17:03:21.396

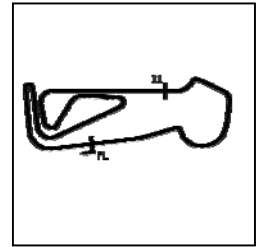
Weather / Track : Bright / Dry

Snetterton 300  
Circuit Length = 2.9689 miles  
Start: 16:51 Flag 17:02 End: 17:05

# BMCRC - MRO Championships 2019 - Rnd 8 @ Snetterton

## ACU Team Green Junior Cup & Senior 300

### RACE 15 - SECTOR ANALYSIS



SECTOR 1 = FL to I1, SECTOR 2 = I1 to FL, DIFF = Difference To Personal Best Lap, P = Crossed Finish Line in Pit Lane, D = Time Disallowed

P13 24 S		Darren STOLTON		NINJA 300 -		
IDEAL LAP TIME : 2:24.879		BEST LAP TIME : 2:25.861		DIFFERENCE : 0.982		
LAP	SECTOR 1	SECTOR 2	LAP TIME	MPH	DIFF	TIME OF DAY
1 -		48.327	2:35.295	68.82	9.434	16:53:37.529
2 -	1:36.981	48.880	<b>2:25.861 (1)</b>	<b>73.27</b>		<b>16:56:03.390</b>
3 -	1:38.010	<b>48.005</b>	2:26.015 (3)	73.19	0.154	16:58:29.405
4 -	<b>1:36.874</b>	49.111	2:25.985 (2)	73.21	0.124	17:00:55.390
5 -	1:38.680	49.439	2:28.119	72.15	2.258	17:03:23.509

P14 17 J		Charlotte MARCUZZO		NINJA 300 -		
IDEAL LAP TIME : 2:25.500		BEST LAP TIME : 2:25.914		DIFFERENCE : 0.414		
LAP	SECTOR 1	SECTOR 2	LAP TIME	MPH	DIFF	TIME OF DAY
1 -		50.850	2:39.811	66.87	13.897	16:53:42.045
2 -	1:38.110	49.621	2:27.731	72.34	1.817	16:56:09.776
3 -	1:38.280	<b>48.467</b>	2:26.747 (2)	72.83	0.833	16:58:36.523
4 -	<b>1:37.033</b>	48.881	<b>2:25.914 (1)</b>	<b>73.24</b>		<b>17:01:02.437</b>
5 -	1:37.928	49.381	2:27.309 (3)	72.55	1.395	17:03:29.746

P15 99 J		Harry COOK		NINJA 300 - CRT		
IDEAL LAP TIME : 2:25.777		BEST LAP TIME : 2:25.777		DIFFERENCE : 0.000		
LAP	SECTOR 1	SECTOR 2	LAP TIME	MPH	DIFF	TIME OF DAY
1 -		49.627	2:40.386	66.63	14.609	16:53:42.620
2 -	1:39.195	48.952	2:28.147	72.14	2.370	16:56:10.767
3 -	1:38.146	48.459	2:26.605 (2)	72.90	0.828	16:58:37.372
4 -	<b>1:37.393</b>	<b>48.384</b>	<b>2:25.777 (1)</b>	<b>73.31</b>		<b>17:01:03.149</b>
5 -	1:38.044	48.790	2:26.834 (3)	72.79	1.057	17:03:29.983

P16 16 J		Harry COOPER		NINJA 300 -		
IDEAL LAP TIME : 2:24.571		BEST LAP TIME : 2:24.571		DIFFERENCE : 0.000		
LAP	SECTOR 1	SECTOR 2	LAP TIME	MPH	DIFF	TIME OF DAY
1 -		49.627	2:38.473	67.44	13.902	16:53:40.707
2 -	1:39.021	48.789	2:27.810 (3)	72.30	3.239	16:56:08.517
3 -	1:38.620	53.464	2:32.084	70.27	7.513	16:58:40.601
4 -	1:37.080	48.142	2:25.222 (2)	73.59	0.651	17:01:05.823
5 -	<b>1:36.714</b>	<b>47.857</b>	<b>2:24.571 (1)</b>	<b>73.92</b>		<b>17:03:30.394</b>

P17 617 S		Tom SPALDING		NINJA 300 - Decky Contracts Ltd		
IDEAL LAP TIME : 2:25.857		BEST LAP TIME : 2:25.857		DIFFERENCE : 0.000		
LAP	SECTOR 1	SECTOR 2	LAP TIME	MPH	DIFF	TIME OF DAY
1 -		49.082	2:38.635	67.37	12.778	16:53:40.869
2 -	1:39.416	50.195	2:29.611	71.43	3.754	16:56:10.480
3 -	1:38.267	48.954	2:27.221 (3)	72.59	1.364	16:58:37.701
4 -	<b>1:37.557</b>	<b>48.300</b>	<b>2:25.857 (1)</b>	<b>73.27</b>		<b>17:01:03.558</b>
5 -	1:37.975	48.955	2:26.930 (2)	72.74	1.073	17:03:30.488

P18 48 S		Kevin SABBARTON		NINJA 300 - Karen Castle Opticians		
IDEAL LAP TIME : 2:26.316		BEST LAP TIME : 2:26.380		DIFFERENCE : 0.064		
LAP	SECTOR 1	SECTOR 2	LAP TIME	MPH	DIFF	TIME OF DAY
1 -		50.100	2:40.383	66.64	14.003	16:53:42.617
2 -	1:39.059	49.305	2:28.364	72.03	1.984	16:56:10.981
3 -	1:38.797	<b>48.810</b>	2:27.607 (3)	72.40	1.227	16:58:38.588
4 -	<b>1:37.506</b>	48.874	<b>2:26.380 (1)</b>	<b>73.01</b>		<b>17:01:04.968</b>
5 -	1:38.578	48.825	2:27.403 (2)	72.50	1.023	17:03:32.371

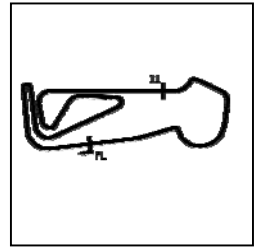
Weather / Track : Bright / Dry

Snetterton 300  
 Circuit Length = 2.9689 miles  
 Start: 16:51 Flag 17:02 End: 17:05

# BMCRC - MRO Championships 2019 - Rnd 8 @ Snetterton

## ACU Team Green Junior Cup & Senior 300

### RACE 15 - SECTOR ANALYSIS



SECTOR 1 = FL to I1, SECTOR 2 = I1 to FL, DIFF = Difference To Personal Best Lap, P = Crossed Finish Line in Pit Lane, D = Time Disallowed

P19		0 S	Mark SMITH	NINJA 400 - MHP EXHAUST'S		
IDEAL LAP TIME : 2:29.249		BEST LAP TIME : 2:29.249		DIFFERENCE : 0.000		
LAP	SECTOR 1	SECTOR 2	LAP TIME	MPH	DIFF	TIME OF DAY
1 -		50.607	2:40.304	66.67	11.055	16:53:42.538
2 -	<b>1:40.131</b>	<b>49.118</b>	<b>2:29.249 (1)</b>	<b>71.61</b>		<b>16:56:11.787</b>
3 -	1:40.908	50.004	2:30.912 (3)	70.82	1.663	16:58:42.699
4 -	1:40.379	50.370	2:30.749 (2)	70.89	1.500	17:01:13.448
5 -	1:41.044	51.362	2:32.406	70.12	3.157	17:03:45.854

P20		12 J	Cameron CARR	NINJA 300 - Fairburn Heating Solutions		
IDEAL LAP TIME : 2:33.651		BEST LAP TIME : 2:33.969		DIFFERENCE : 0.318		
LAP	SECTOR 1	SECTOR 2	LAP TIME	MPH	DIFF	TIME OF DAY
1 -		<b>50.847</b>	2:44.637	64.91	10.668	16:53:46.871
2 -	1:43.867	51.519	2:35.386	68.78	1.417	16:56:22.257
3 -	1:43.882	50.963	2:34.845 (3)	69.02	0.876	16:58:57.102
4 -	<b>1:42.804</b>	51.180	2:33.984 (2)	69.41	0.015	17:01:31.086
5 -	1:42.904	51.065	<b>2:33.969 (1)</b>	<b>69.41</b>		<b>17:04:05.055</b>

P21		15 J	Ruari BURNETT	NINJA 300 -		
IDEAL LAP TIME : 2:31.068		BEST LAP TIME : 2:31.188		DIFFERENCE : 0.120		
LAP	SECTOR 1	SECTOR 2	LAP TIME	MPH	DIFF	TIME OF DAY
1 -		52.807	2:52.001	62.13	20.813	16:53:54.235
2 -	1:44.440	50.519	2:34.959	68.97	3.771	16:56:29.194
3 -	<b>1:40.681</b>	50.770	2:31.451 (2)	70.57	0.263	16:59:00.645
4 -	1:40.801	<b>50.387</b>	<b>2:31.188 (1)</b>	<b>70.69</b>		<b>17:01:31.833</b>
5 -	1:42.390	51.563	2:33.953 (3)	69.42	2.765	17:04:05.786

P22		74 J	Finn SMART-WEEDEN	NINJA 300 -		
IDEAL LAP TIME : 2:31.545		BEST LAP TIME : 2:32.651		DIFFERENCE : 1.106		
LAP	SECTOR 1	SECTOR 2	LAP TIME	MPH	DIFF	TIME OF DAY
1 -		50.498	2:48.423	63.45	15.772	16:53:50.657
2 -	<b>1:41.292</b>	51.359	<b>2:32.651 (1)</b>	<b>70.01</b>		<b>16:56:23.308</b>
3 -	1:44.049	<b>50.253</b>	2:34.302 (2)	69.26	1.651	16:58:57.610
4 -	1:43.400	50.991	2:34.391 (3)	69.22	1.740	17:01:32.001
5 -	1:44.281	50.516	2:34.797	69.04	2.146	17:04:06.798

P23		4 S	Duane SUTCH	NINJA 300 - Shawell Tuning and Racing Serv		
IDEAL LAP TIME : 2:32.760		BEST LAP TIME : 2:34.014		DIFFERENCE : 1.254		
LAP	SECTOR 1	SECTOR 2	LAP TIME	MPH	DIFF	TIME OF DAY
1 -		1:02.085	2:54.899	61.10	20.885	16:53:57.133
2 -	1:43.724	52.108	2:35.832 (3)	68.58	1.818	16:56:32.965
3 -	1:45.348	<b>50.903</b>	2:36.251	68.40	2.237	16:59:09.216
4 -	<b>1:41.857</b>	52.157	<b>2:34.014 (1)</b>	<b>69.39</b>		<b>17:01:43.230</b>
5 -	1:42.388	52.037	2:34.425 (2)	69.21	0.411	17:04:17.655

P24		711 S	Daniel GIBBS	Kawasaki - Thomas Racing		
IDEAL LAP TIME : 2:37.439		BEST LAP TIME : 2:37.847		DIFFERENCE : 0.408		
LAP	SECTOR 1	SECTOR 2	LAP TIME	MPH	DIFF	TIME OF DAY
1 -		53.494	2:51.570	62.29	13.723	16:53:53.804
2 -	1:45.083	<b>52.986</b>	2:38.069 (2)	67.61	0.222	16:56:31.873
3 -	1:46.572	54.516	2:41.088	66.34	3.241	16:59:12.961
4 -	1:45.746	53.119	2:38.865 (3)	67.27	1.018	17:01:51.826
5 -	<b>1:44.453</b>	53.394	<b>2:37.847 (1)</b>	<b>67.71</b>		<b>17:04:29.673</b>

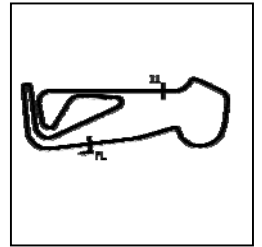
Weather / Track : Bright / Dry

Snetterton 300  
Circuit Length = 2.9689 miles  
Start: 16:51 Flag 17:02 End: 17:05

# BMCRC - MRO Championships 2019 - Rnd 8 @ Snetterton

## ACU Team Green Junior Cup & Senior 300

### RACE 15 - SECTOR ANALYSIS



SECTOR 1 = FL to I1, SECTOR 2 = I1 to FL, DIFF = Difference To Personal Best Lap, P = Crossed Finish Line in Pit Lane, D = Time Disallowed

<b>P25 71 S</b>		<b>Karie HENLY</b>		NINJA 300 - Thomas Racing		
IDEAL LAP TIME : 2:38.302		BEST LAP TIME : 2:38.782		DIFFERENCE : 0.480		
LAP	SECTOR 1	SECTOR 2	LAP TIME	MPH	DIFF	TIME OF DAY
1 -		<b>53.627</b>	2:51.656	62.26	12.874	16:53:53.890
2 -	1:44.850	53.932	<b>2:38.782 (1)</b>	<b>67.31</b>		<b>16:56:32.672</b>
3 -	1:45.674	54.567	2:40.241	66.70	1.459	16:59:12.913
4 -	1:45.291	54.227	2:39.518 <b>(3)</b>	67.00	0.736	17:01:52.431
5 -	<b>1:44.675</b>	54.311	2:38.986 <b>(2)</b>	67.22	0.204	17:04:31.417

<b>P26 32 S</b>		<b>John MACKNESS</b>		NINJA 300 - Salisbury Cleaners		
IDEAL LAP TIME : 2:43.432		BEST LAP TIME : 2:43.541		DIFFERENCE : 0.109		
LAP	SECTOR 1	SECTOR 2	LAP TIME	MPH	DIFF	TIME OF DAY
1 -		56.971	2:59.896	59.41	16.355	16:54:02.130
2 -	1:49.732	56.610	2:46.342	64.25	2.801	16:56:48.472
3 -	1:48.566	55.932	2:44.498 <b>(3)</b>	64.97	0.957	16:59:32.970
4 -	<b>1:48.143</b>	55.766	2:43.909 <b>(2)</b>	65.20	0.368	17:02:16.879
5 -	1:48.252	<b>55.289</b>	<b>2:43.541 (1)</b>	<b>65.35</b>		<b>17:05:00.420</b>

# BMCRC - MRO Championships 2019 - Rnd 8 @ Snetterton

## ACU Team Green Junior Cup & Senior 300

### RACE 15 - BEST SECTORS

		SECTOR 1		SECTOR 2		IDEAL / BEST COMPARISON						
POS	NO	NAME	TIME	NO	NAME	TIME	POS	NO	NAME	IDEAL	BEST	DIFF
									<b>PERFECT LAP</b>	<b>2:13.408</b>		
1	46	BARNES	<b>1:29.071</b>	44	DUFTON	<b>44.337</b>	1	46	BARNES	2:13.499	2:13.499	0.000
2	44	DUFTON	<b>1:29.243</b>	46	BARNES	<b>44.428</b>	2	44	DUFTON	2:13.580	2:13.580	0.000
3	3	JONES	<b>1:30.276</b>	3	JONES	<b>44.471</b>	3	3	JONES	2:14.747	2:14.747	0.000
4	55	DESSOY	<b>1:30.528</b>	55	DESSOY	<b>44.950</b>	4	55	DESSOY	2:15.478	2:15.478	0.000
5	6	COOPER	<b>1:31.914</b>	6	COOPER	<b>45.352</b>	5	6	COOPER	2:17.266	2:17.500	0.234
6	171	BROWN	<b>1:32.338</b>	171	BROWN	<b>45.372</b>	6	171	BROWN	2:17.710	2:18.257	0.547
7	808	JOHNSON	<b>1:33.808</b>	808	JOHNSON	<b>46.623</b>	7	808	JOHNSON	2:20.431	2:20.529	0.098
8	14	DAVIES	<b>1:34.463</b>	14	DAVIES	<b>46.711</b>	8	14	DAVIES	2:21.174	2:21.537	0.363
9	65	BREESE	<b>1:35.186</b>	77	WHITE	<b>47.136</b>	9	77	WHITE	2:22.677	2:23.397	0.720
10	43	HALL	<b>1:35.378</b>	65	BREESE	<b>47.568</b>	10	65	BREESE	2:22.754	2:22.754	0.000
11	77	WHITE	<b>1:35.541</b>	43	HALL	<b>47.748</b>	11	43	HALL	2:23.126	2:23.290	0.164
12	88	COURT	<b>1:36.691</b>	16	COOPER	<b>47.857</b>	12	16	COOPER	2:24.571	2:24.571	0.000
13	16	COOPER	<b>1:36.714</b>	24	STOLTON	<b>48.005</b>	13	88	COURT	2:24.809	2:25.025	0.216
14	24	STOLTON	<b>1:36.874</b>	88	COURT	<b>48.118</b>	14	24	STOLTON	2:24.879	2:25.861	0.982
15	17	MARCUZZO	<b>1:37.033</b>	617	SPALDING	<b>48.300</b>	15	17	MARCUZZO	2:25.500	2:25.914	0.414
16	99	COOK	<b>1:37.393</b>	99	COOK	<b>48.384</b>	16	99	COOK	2:25.777	2:25.777	0.000
17	48	SABBARTON	<b>1:37.506</b>	17	MARCUZZO	<b>48.467</b>	17	617	SPALDING	2:25.857	2:25.857	0.000
18	617	SPALDING	<b>1:37.557</b>	48	SABBARTON	<b>48.810</b>	18	48	SABBARTON	2:26.316	2:26.380	0.064
19	0	SMITH	<b>1:40.131</b>	0	SMITH	<b>49.118</b>	19	0	SMITH	2:29.249	2:29.249	0.000
20	15	BURNETT	<b>1:40.681</b>	74	SMART-WEEDEN	<b>50.253</b>	20	15	BURNETT	2:31.068	2:31.188	0.120
21	74	SMART-WEEDEN	<b>1:41.292</b>	15	BURNETT	<b>50.387</b>	21	74	SMART-WEEDEN	2:31.545	2:32.651	1.106
22	4	SUTCH	<b>1:41.857</b>	12	CARR	<b>50.847</b>	22	4	SUTCH	2:32.760	2:34.014	1.254
23	12	CARR	<b>1:42.804</b>	4	SUTCH	<b>50.903</b>	23	12	CARR	2:33.651	2:33.969	0.318
24	711	GIBBS	<b>1:44.453</b>	711	GIBBS	<b>52.986</b>	24	711	GIBBS	2:37.439	2:37.847	0.408
25	71	HENLY	<b>1:44.675</b>	71	HENLY	<b>53.627</b>	25	71	HENLY	2:38.302	2:38.782	0.480
26	32	MACKNESS	<b>1:48.143</b>	32	MACKNESS	<b>55.289</b>	26	32	MACKNESS	2:43.432	2:43.541	0.109
27												

Weather / Track : Bright / Dry

Results can be found at [www.tsl-timing.com](http://www.tsl-timing.com)

Snetterton 300

Circuit Length = 2.9689 miles

Start: 16:51 Flag 17:02 End: 17:05

Printed - 18:01 Saturday, 14 September 2019

# BMCRC - MRO Championships 2019 - Rnd 8 @ Snetterton

## ACU Team Green Junior Cup & Senior 300

### RACE 7 - GRID (7 Laps)



ROW 10	1	1	28	42	Christopher JOHNSON				
ROW 9	27	707	Sam SPALDING	26	32	John MACKNESS	25	71	Karie HENLY
ROW 8	24	711	Daniel GIBBS	23	4	Duane SUTCH	22	12	Cameron CARR
ROW 7	21	74	Finn SMART-WEEDEN	20	15	Ruari BURNETT	19	0	Mark SMITH
ROW 6	18	48	Kevin SABBARTON	17	17	Charlotte MARCUZZO	16	24	Darren STOLTON
ROW 5	15	617	Tom SPALDING	14	99	Harry COOK	13	88	David COURT
ROW 4	12	16	Harry COOPER	11	77	Joe WHITE	10	43	Colin HALL
ROW 3	9	65	Konrad BREESE	8	14	Tony DAVIES	7	808	Mason JOHNSON
ROW 2	6	171	Cameron BROWN	5	6	Martin COOPER	4	55	Harrison DESSOY
ROW 1	3	3	Lewis JONES	2	44	Elliot DUFTON	1	46	Ash BARNES
									<b>Pole</b>

Snetterton 300  
Circuit Length = 2.9689 miles

These results are provisional until the conclusion of any judicial and technical matters.

Clerk Of Course :	Steward :	Timekeeper :
-------------------	-----------	--------------

Results can be found at [www.tsl-timing.com](http://www.tsl-timing.com)

Printed - 18:00 Saturday, 14 September 2019



# BMCRC - MRO Championships 2019 - Rnd 8 @ Snetterton

## ACU Team Green Junior Cup & Senior 300

### RACE 7 - CLASSIFICATION



POS	NO	CL	PIC NAME	ENTRY	LAPS	TIME	GAP	DIFF	MPH	BEST	ON
1	46	J	1 Ash BARNES	NINJA 400 - BARNEYRACING	7	15:51.261			78.64	2:14.594	6
2	55	J	2 Harrison DESSOY	NINJA 400 - Eastern Garage Racing	7	15:53.620	2.359	2.359	78.45	2:14.539	6
3	44	J	3 Elliot DUFTON	NINJA 300 - Dad and Held and Torfx	7	15:53.809	2.548	0.189	78.43	2:14.916	5
4	3	J	4 Lewis JONES	NINJA 300 - 151 s	7	16:07.535	16.274	13.726	77.32	2:16.211	2
5	808	J	5 Mason JOHNSON	NINJA 300 - D&D Racing	7	16:12.638	21.377	5.103	76.92	2:16.419	5
6	42	J	6 Christopher JOHNSON	NINJA 400 -	7	16:14.337	23.076	1.699	76.78	2:16.522	7
7	6	S	1 Martin COOPER	NINJA 300 -	7	16:27.197	35.936	12.860	75.78	2:19.695	2
8	14	S	2 Tony DAVIES	NINJA 300 - 3D Racing	7	16:48.248	56.987	21.051	74.20	2:22.145	7
9	43	S	3 Colin HALL	NINJA 300 - simply saab	7	16:48.846	57.585	0.598	74.16	2:21.895	7
10	65	S	4 Konrad BREESE	NINJA 300 - STIHL Racing	7	17:02.009	1:10.748	13.163	73.20	2:23.925	6
11	24	S	5 Darren STOLTON	NINJA 300 -	7	17:02.391	1:11.130	0.382	73.17	2:23.284	6
12	99	J	7 Harry COOK	NINJA 300 - CRT	7	17:02.488	1:11.227	0.097	73.17	2:23.828	6
13	88	S	6 David COURT	NINJA 300 -	7	17:02.512	1:11.251	0.024	73.16	2:23.674	6
14	77	J	8 Joe WHITE	NINJA 300 - Just In Graphics / MZ Contracts	7	17:02.666	1:11.405	0.154	73.15	2:22.922	7
15	617	S	7 Tom SPALDING	NINJA 300 - Decky Contracts Ltd	7	17:08.422	1:17.161	5.756	72.74	2:24.759	4
16	16*	J	9 Harry COOPER	NINJA 300 -	7	17:12.588	1:21.327	4.166	72.45	2:24.108	5
17	0	S	8 Mark SMITH	NINJA 400 - MHP EXHAUST S	7	17:15.703	1:24.442	3.115	72.23	2:26.169	2
18	48	S	9 Kevin SABBARTON	NINJA 300 - Karen Castle Opticians	7	17:38.712	1:47.451	23.009	70.66	2:27.662	7
19	15	J	10 Ruari BURNETT	NINJA 300 -	7	17:38.809	1:47.548	0.097	70.66	2:27.577	7
20	4	S	10 Duane SUTCH	NINJA 300 - Shawell Tuning and Racing Serv	7	17:54.818	2:03.557	16.009	69.60	2:30.298	7
21	74	J	11 Finn SMART-WEEDEN	NINJA 300 -	7	17:56.412	2:05.151	1.594	69.50	2:31.076	3
22	12	J	12 Cameron CARR	NINJA 300 - Fairburn Heating Solutions	7	18:19.718	2:28.457	23.306	68.03	2:34.196	7
23	71	S	11 Karie HENLY	NINJA 300 - Thomas Racing	6	16:06.660	1 Lap	1 Lap	66.34	2:38.090	5
24	32	S	12 John MACKNESS	NINJA 300 - Salisbury Cleaners	6	16:30.192	1 Lap	23.532	64.76	2:42.614	6

#### NOT CLASSIFIED

DNF	171	J	Cameron BROWN	NINJA 300 -	3	6:55.986	4 Laps	3 Laps	77.08	2:16.290	2
-----	-----	---	---------------	-------------	---	----------	--------	--------	-------	----------	---

#### FASTEST LAP

55	J	Harrison DESSOY	NINJA 400 - Eastern Garage Racing	6	2:14.539	79.44 mph	127.84 kph
6	S	Martin COOPER	NINJA 300 -	2	2:19.695	76.51 mph	123.13 kph

No. 16 - 10 Second Penalty, Jump Start  
 Class J - 92.5% of Race Speed = 72.74 mph  
 Class S - 92.5% of Race Speed = 70.09 mph

Snetterton 300  
 Circuit Length = 2.9689 miles  
 Start: 11:54 Flag 12:10 End: 12:13

Weather / Track : Bright / Dry  
 These results are provisional until the conclusion of any judicial and technical matters.

Clerk Of Course :	Steward :	Timekeeper :
-------------------	-----------	--------------

Results can be found at [www.tsl-timing.com](http://www.tsl-timing.com)

Printed - 12:16 Sunday, 15 September 2019



# BMCRC - MRO Championships 2019 - Rnd 8 @ Snetterton

## ACU Team Green Junior Cup & Senior 300

### RACE 7 - LAP CHART

#### LAP 1 @ 11:57:00.872

NO	BEHIND	LAP TIME
55		2:20.319
44	0.399	2:20.718
46	0.525	2:20.844
3	2.030	2:22.349
171	2.539	2:22.858
808	3.409	2:23.728
6	5.388	2:25.707
42	7.724	2:28.043
14	8.608	2:28.927
43	9.288	2:29.607
65	11.705	2:32.024
77	12.099	2:32.418
16	12.517	2:32.836
88	12.607	2:32.926
0	13.534	2:33.853
24	13.722	2:34.041
99	14.124	2:34.443
617	14.430	2:34.749
15	17.880	2:38.199
48	18.964	2:39.283
74	20.140	2:40.459
4	21.217	2:41.536
12	21.367	2:41.686
71	26.617	2:46.936
32	31.680	2:51.999

#### LAP 2 @ 11:59:17.793

NO	BEHIND	LAP TIME
46		2:16.396
44	0.160	2:16.682
55	0.223	2:17.144
3	1.320	2:16.211
171	1.908	2:16.290
808	4.344	2:17.856
42	7.940	2:17.137
6	8.162	2:19.695
14	15.752	2:24.065
43	15.982	2:23.615
77	20.994	2:25.816
65	21.137	2:26.353
16	21.750	2:26.154
88	21.873	2:26.187
24	22.419	2:25.618
0	22.782	2:26.169
99	23.385	2:26.182
617	23.536	2:26.027
15	32.584	2:31.625
48	34.236	2:32.193
74	35.016	2:31.797
4	38.547	2:34.251
12	39.116	2:34.670
71	49.787	2:40.091
32	59.503	2:44.744

#### LAP 3 @ 12:01:32.999

NO	BEHIND	LAP TIME
55		2:14.983
46	0.123	2:15.329
44	0.315	2:15.361
3	3.117	2:17.003
171	3.540	2:16.838

808	6.994	2:17.856
42	10.211	2:17.477
6	12.926	2:19.970
14	24.616	2:24.070
43	24.852	2:24.076
65	31.145	2:25.214
16	31.275	2:24.731
77	31.562	2:25.774
24	32.620	2:25.407
99	32.643	2:24.464
88	33.215	2:26.548
617	33.634	2:25.304
0	34.191	2:26.615
15	47.813	2:30.435
48	49.376	2:30.346
74	50.886	2:31.076
4	55.678	2:32.337
12	1:00.399	2:36.489
71	1:15.165	2:40.584
32	1:28.165	2:43.868

#### LAP 4 @ 12:03:47.868

NO	BEHIND	LAP TIME
46		2:14.746
55	1.197	2:16.066
44	1.317	2:15.871
3	5.945	2:17.697
808	10.029	2:17.904
42	16.101	2:20.759
6	19.200	2:21.143
14	33.352	2:23.605
43	34.235	2:24.252
65	41.286	2:25.010
16	41.437	2:25.031
99	41.981	2:24.207
88	42.613	2:24.267
77	43.170	2:26.477
617	43.524	2:24.759
24	43.829	2:26.078
0	46.394	2:27.072
15	1:02.663	2:29.719
48	1:04.903	2:30.396
74	1:09.002	2:32.985
4	1:13.256	2:32.447
12	1:22.809	2:37.279
71	1:42.439	2:42.143
32	1:56.564	2:43.268

#### LAP 5 @ 12:06:02.578

NO	BEHIND	LAP TIME
46		2:14.710
55	1.158	2:14.671
44	1.523	2:14.916
3	9.355	2:18.120
808	11.738	2:16.419
42	19.105	2:17.714
6	24.559	2:20.069
14	41.351	2:22.709
43	42.095	2:22.570
16	50.835	2:24.108
65	51.598	2:25.022
99	51.871	2:24.600
77	52.680	2:24.220
88	52.875	2:24.972

24	53.285	2:24.166
617	53.922	2:25.108
0	58.137	2:26.453
15	1:18.288	2:30.335
48	1:19.300	2:29.107
74	1:27.897	2:33.605
4	1:30.695	2:32.149
12	1:44.370	2:36.271
71	2:05.819	2:38.090

#### LAP 6 @ 12:08:17.172

NO	BEHIND	LAP TIME
46		2:14.594
55	1.103	2:14.539
44	2.105	2:15.176
32	1 Lap	2:43.699
3	12.437	2:17.676
808	16.096	2:18.952
42	21.196	2:16.685
6	30.080	2:20.115
14	49.484	2:22.727
43	50.332	2:22.831
16	1:00.765	2:24.524
65	1:00.929	2:23.925
99	1:01.105	2:23.828
88	1:01.955	2:23.674
24	1:01.975	2:23.284
77	1:03.125	2:25.039
617	1:04.316	2:24.988
0	1:10.681	2:27.138
48	1:34.431	2:29.725
15	1:34.613	2:30.919
74	1:46.146	2:32.843
4	1:47.901	2:31.800
12	2:08.903	2:39.127

#### LAP 7 @ 12:10:31.814

NO	BEHIND	LAP TIME
46		2:14.642
55	2.359	2:15.898
44	2.548	2:15.085
71	1 Lap	2:38.816
3	16.274	2:18.479
808	21.377	2:19.923
42	23.076	2:16.522
6	35.936	2:20.498
32	1 Lap	2:42.614
14	56.987	2:22.145
43	57.585	2:21.895
65	1:10.748	2:24.461
24	1:11.130	2:23.797
99	1:11.227	2:24.764
88	1:11.251	2:23.938
16	1:11.327	2:25.204
77	1:11.405	2:22.922
617	1:17.161	2:27.487
0	1:24.442	2:28.403
48	1:47.451	2:27.662
15	1:47.548	2:27.577
4	2:03.557	2:30.298
74	2:05.151	2:33.647
12	2:28.457	2:34.196

Weather / Track : Bright / Dry

Results can be found at [www.tsl-timing.com](http://www.tsl-timing.com)

Snetterton 300

Circuit Length = 2.9689 miles

Start: 11:54 Flag 12:10 End: 12:13

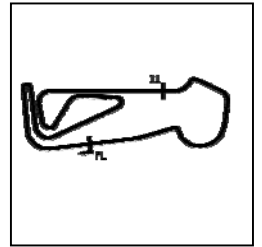
Printed - 12:17 Sunday, 15 September 2019



# BMCRC - MRO Championships 2019 - Rnd 8 @ Snetterton

## ACU Team Green Junior Cup & Senior 300

### RACE 7 - SECTOR ANALYSIS



SECTOR 1 = FL to I1, SECTOR 2 = I1 to FL, DIFF = Difference To Personal Best Lap, P = Crossed Finish Line in Pit Lane, D = Time Disallowed

P1 46 J Ash BARNES		NINJA 400 - BARNEYRACING				
IDEAL LAP TIME : 2:14.317		BEST LAP TIME : 2:14.594		DIFFERENCE : 0.277		
LAP	SECTOR 1	SECTOR 2	LAP TIME	MPH	DIFF	TIME OF DAY
1 -		45.527	2:20.844	75.88	6.250	11:57:01.397
2 -	1:31.268	45.128	2:16.396	78.36	1.802	11:59:17.793
3 -	1:30.327	45.002	2:15.329	78.97	0.735	12:01:33.122
4 -	1:30.200	44.546	2:14.746	79.32	0.152	12:03:47.868
5 -	1:30.228	44.482	2:14.710 (3)	79.34	0.116	12:06:02.578
6 -	<b>1:29.928</b>	44.666	<b>2:14.594 (1)</b>	<b>79.40</b>		<b>12:08:17.172</b>
7 -	1:30.253	<b>44.389</b>	2:14.642 (2)	79.38	0.048	12:10:31.814

P2 55 J Harrison DESSOY		NINJA 400 - Eastern Garage Racing				
IDEAL LAP TIME : 2:13.979		BEST LAP TIME : 2:14.539		DIFFERENCE : 0.560		
LAP	SECTOR 1	SECTOR 2	LAP TIME	MPH	DIFF	TIME OF DAY
1 -		45.115	2:20.319	76.16	5.780	11:57:00.872
2 -	1:31.469	45.675	2:17.144	77.93	2.605	11:59:18.016
3 -	1:29.877	45.106	2:14.983 (3)	79.18	0.444	12:01:32.999
4 -	1:30.694	45.372	2:16.066	78.55	1.527	12:03:49.065
5 -	1:30.258	<b>44.413</b>	2:14.671 (2)	79.36	0.132	12:06:03.736
6 -	<b>1:29.566</b>	44.973	<b>2:14.539 (1)</b>	<b>79.44</b>		<b>12:08:18.275</b>
7 -	1:30.372	45.526	2:15.898	78.64	1.359	12:10:34.173

P3 44 J Elliot DUFTON		NINJA 300 - Dad and Held and Torfx				
IDEAL LAP TIME : 2:14.279		BEST LAP TIME : 2:14.916		DIFFERENCE : 0.637		
LAP	SECTOR 1	SECTOR 2	LAP TIME	MPH	DIFF	TIME OF DAY
1 -		45.214	2:20.718	75.95	5.802	11:57:01.271
2 -	1:31.526	45.156	2:16.682	78.19	1.766	11:59:17.953
3 -	1:30.205	45.156	2:15.361	78.95	0.445	12:01:33.314
4 -	1:30.654	45.217	2:15.871	78.66	0.955	12:03:49.185
5 -	1:30.394	<b>44.522</b>	<b>2:14.916 (1)</b>	<b>79.22</b>		<b>12:06:04.101</b>
6 -	1:30.019	45.157	2:15.176 (3)	79.06	0.260	12:08:19.277
7 -	<b>1:29.757</b>	45.328	2:15.085 (2)	79.12	0.169	12:10:34.362

P4 3 J Lewis JONES		NINJA 300 - 151 s				
IDEAL LAP TIME : 2:16.211		BEST LAP TIME : 2:16.211		DIFFERENCE : 0.000		
LAP	SECTOR 1	SECTOR 2	LAP TIME	MPH	DIFF	TIME OF DAY
1 -		45.381	2:22.349	75.08	6.138	11:57:02.902
2 -	<b>1:31.228</b>	<b>44.983</b>	<b>2:16.211 (1)</b>	<b>78.46</b>		<b>11:59:19.113</b>
3 -	1:31.712	45.291	2:17.003 (2)	78.01	0.792	12:01:36.116
4 -	1:32.507	45.190	2:17.697	77.62	1.486	12:03:53.813
5 -	1:32.517	45.603	2:18.120	77.38	1.909	12:06:11.933
6 -	1:32.457	45.219	2:17.676 (3)	77.63	1.465	12:08:29.609
7 -	1:32.795	45.684	2:18.479	77.18	2.268	12:10:48.088

P5 808 J Mason JOHNSON		NINJA 300 - D&D Racing				
IDEAL LAP TIME : 2:16.419		BEST LAP TIME : 2:16.419		DIFFERENCE : 0.000		
LAP	SECTOR 1	SECTOR 2	LAP TIME	MPH	DIFF	TIME OF DAY
1 -		45.419	2:23.728	74.36	7.309	11:57:04.281
2 -	1:31.589	46.267	2:17.856 (2)	77.53	1.437	11:59:22.137
3 -	1:31.790	46.066	2:17.856 (2)	77.53	1.437	12:01:39.993
4 -	1:32.331	45.573	2:17.904	77.50	1.485	12:03:57.897
5 -	<b>1:31.128</b>	<b>45.291</b>	<b>2:16.419 (1)</b>	<b>78.34</b>		<b>12:06:14.316</b>
6 -	1:32.278	46.674	2:18.952	76.91	2.533	12:08:33.268
7 -	1:33.602	46.321	2:19.923	76.38	3.504	12:10:53.191

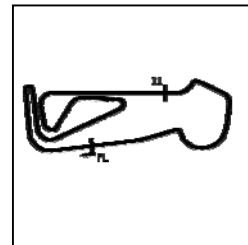
Weather / Track : Bright / Dry

Snetterton 300  
Circuit Length = 2.9689 miles  
Start: 11:54 Flag 12:10 End: 12:13

# BMCRC - MRO Championships 2019 - Rnd 8 @ Snetterton

## ACU Team Green Junior Cup & Senior 300

### RACE 7 - SECTOR ANALYSIS



SECTOR 1 = FL to I1, SECTOR 2 = I1 to FL, DIFF = Difference To Personal Best Lap, P = Crossed Finish Line in Pit Lane, D = Time Disallowed

P6 42 J Christopher JOHNSON		NINJA 400 -				
IDEAL LAP TIME : 2:16.419		BEST LAP TIME : 2:16.522		DIFFERENCE : 0.103		
LAP	SECTOR 1	SECTOR 2	LAP TIME	MPH	DIFF	TIME OF DAY
1 -		46.514	2:28.043	72.19	11.521	11:57:08.596
2 -	1:31.370	45.767	2:17.137 (3)	77.93	0.615	11:59:25.733
3 -	1:32.005	45.472	2:17.477	77.74	0.955	12:01:43.210
4 -	1:31.418	49.341	2:20.759	75.93	4.237	12:04:03.969
5 -	1:32.144	45.570	2:17.714	77.61	1.192	12:06:21.683
6 -	<b>1:31.345</b>	45.340	2:16.685 (2)	78.19	0.163	12:08:38.368
7 -	1:31.448	<b>45.074</b>	<b>2:16.522 (1)</b>	<b>78.28</b>		<b>12:10:54.890</b>

P7 6 S Martin COOPER		NINJA 300 -				
IDEAL LAP TIME : 2:19.220		BEST LAP TIME : 2:19.695		DIFFERENCE : 0.475		
LAP	SECTOR 1	SECTOR 2	LAP TIME	MPH	DIFF	TIME OF DAY
1 -		46.251	2:25.707	73.35	6.012	11:57:06.260
2 -	<b>1:33.278</b>	46.417	<b>2:19.695 (1)</b>	<b>76.51</b>		<b>11:59:25.955</b>
3 -	1:34.028	<b>45.942</b>	2:19.970 (2)	76.35	0.275	12:01:45.925
4 -	1:34.390	46.753	2:21.143	75.72	1.448	12:04:07.068
5 -	1:33.901	46.168	2:20.069 (3)	76.30	0.374	12:06:27.137
6 -	1:33.636	46.479	2:20.115	76.28	0.420	12:08:47.252
7 -	1:34.279	46.219	2:20.498	76.07	0.803	12:11:07.750

P8 14 S Tony DAVIES		NINJA 300 - 3D Racing				
IDEAL LAP TIME : 2:22.145		BEST LAP TIME : 2:22.145		DIFFERENCE : 0.000		
LAP	SECTOR 1	SECTOR 2	LAP TIME	MPH	DIFF	TIME OF DAY
1 -		47.531	2:28.927	71.76	6.782	11:57:09.480
2 -	1:35.880	48.185	2:24.065	74.18	1.920	11:59:33.545
3 -	1:36.669	47.401	2:24.070	74.18	1.925	12:01:57.615
4 -	1:36.112	47.493	2:23.605	74.42	1.460	12:04:21.220
5 -	1:35.513	47.196	2:22.709 (2)	74.89	0.564	12:06:43.929
6 -	1:35.608	47.119	2:22.727 (3)	74.88	0.582	12:09:06.656
7 -	<b>1:35.164</b>	<b>46.981</b>	<b>2:22.145 (1)</b>	<b>75.19</b>		<b>12:11:28.801</b>

P9 43 S Colin HALL		NINJA 300 - simply saab				
IDEAL LAP TIME : 2:21.895		BEST LAP TIME : 2:21.895		DIFFERENCE : 0.000		
LAP	SECTOR 1	SECTOR 2	LAP TIME	MPH	DIFF	TIME OF DAY
1 -		47.780	2:29.607	71.44	7.712	11:57:10.160
2 -	1:35.361	48.254	2:23.615	74.42	1.720	11:59:33.775
3 -	1:35.434	48.642	2:24.076	74.18	2.181	12:01:57.851
4 -	1:35.997	48.255	2:24.252	74.09	2.357	12:04:22.103
5 -	1:35.051	47.519	2:22.570 (2)	74.96	0.675	12:06:44.673
6 -	1:34.926	47.905	2:22.831 (3)	74.83	0.936	12:09:07.504
7 -	<b>1:34.584</b>	<b>47.311</b>	<b>2:21.895 (1)</b>	<b>75.32</b>		<b>12:11:29.399</b>

P10 65 S Konrad BREESE		NINJA 300 - STIHL Racing				
IDEAL LAP TIME : 2:23.793		BEST LAP TIME : 2:23.925		DIFFERENCE : 0.132		
LAP	SECTOR 1	SECTOR 2	LAP TIME	MPH	DIFF	TIME OF DAY
1 -		48.364	2:32.024	70.30	8.099	11:57:12.577
2 -	1:37.534	48.819	2:26.353	73.02	2.428	11:59:38.930
3 -	1:37.027	48.187	2:25.214	73.60	1.289	12:02:04.144
4 -	1:36.828	48.182	2:25.010 (3)	73.70	1.085	12:04:29.154
5 -	1:37.214	<b>47.808</b>	2:25.022	73.69	1.097	12:06:54.176
6 -	<b>1:35.985</b>	47.940	<b>2:23.925 (1)</b>	<b>74.26</b>		<b>12:09:18.101</b>
7 -	1:36.112	48.349	2:24.461 (2)	73.98	0.536	12:11:42.562

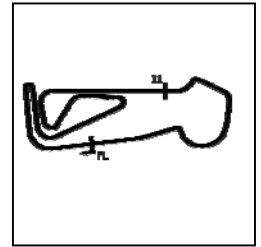
Weather / Track : Bright / Dry

Snetterton 300  
Circuit Length = 2.9689 miles  
Start: 11:54 Flag 12:10 End: 12:13

# BMCRC - MRO Championships 2019 - Rnd 8 @ Snetterton

## ACU Team Green Junior Cup & Senior 300

### RACE 7 - SECTOR ANALYSIS



SECTOR 1 = FL to I1, SECTOR 2 = I1 to FL, DIFF = Difference To Personal Best Lap, P = Crossed Finish Line in Pit Lane, D = Time Disallowed

P11 24 S		Darren STOLTON		NINJA 300 -		
IDEAL LAP TIME : 2:22.491		BEST LAP TIME : 2:23.284		DIFFERENCE : 0.793		
LAP	SECTOR 1	SECTOR 2	LAP TIME	MPH	DIFF	TIME OF DAY
1 -		49.492	2:34.041	69.38	10.757	11:57:14.594
2 -	1:36.438	49.180	2:25.618	73.39	2.334	11:59:40.212
3 -	1:36.642	48.765	2:25.407	73.50	2.123	12:02:05.619
4 -	1:36.248	49.830	2:26.078	73.16	2.794	12:04:31.697
5 -	1:36.190	47.976	2:24.166 (3)	74.13	0.882	12:06:55.863
6 -	1:36.336	<b>46.948</b>	<b>2:23.284 (1)</b>	<b>74.59</b>		<b>12:09:19.147</b>
7 -	<b>1:35.543</b>	48.254	2:23.797 (2)	74.32	0.513	12:11:42.944

P12 99 J		Harry COOK		NINJA 300 - CRT		
IDEAL LAP TIME : 2:23.491		BEST LAP TIME : 2:23.828		DIFFERENCE : 0.337		
LAP	SECTOR 1	SECTOR 2	LAP TIME	MPH	DIFF	TIME OF DAY
1 -		48.987	2:34.443	69.20	10.615	11:57:14.996
2 -	1:37.218	48.964	2:26.182	73.11	2.354	11:59:41.178
3 -	<b>1:35.740</b>	48.724	2:24.464 (3)	73.98	0.636	12:02:05.642
4 -	1:35.962	48.245	2:24.207 (2)	74.11	0.379	12:04:29.849
5 -	1:36.723	47.877	2:24.600	73.91	0.772	12:06:54.449
6 -	1:35.946	47.882	<b>2:23.828 (1)</b>	<b>74.31</b>		<b>12:09:18.277</b>
7 -	1:37.013	<b>47.751</b>	2:24.764	73.83	0.936	12:11:43.041

P13 88 S		David COURT		NINJA 300 -		
IDEAL LAP TIME : 2:22.745		BEST LAP TIME : 2:23.674		DIFFERENCE : 0.929		
LAP	SECTOR 1	SECTOR 2	LAP TIME	MPH	DIFF	TIME OF DAY
1 -		48.551	2:32.926	69.89	9.252	11:57:13.479
2 -	1:37.336	48.851	2:26.187	73.11	2.513	11:59:39.666
3 -	1:37.776	48.772	2:26.548	72.93	2.874	12:02:06.214
4 -	<b>1:35.567</b>	48.700	2:24.267 (3)	74.08	0.593	12:04:30.481
5 -	1:36.892	48.080	2:24.972	73.72	1.298	12:06:55.453
6 -	1:36.186	47.488	<b>2:23.674 (1)</b>	<b>74.39</b>		<b>12:09:19.127</b>
7 -	1:36.760	<b>47.178</b>	2:23.938 (2)	74.25	0.264	12:11:43.065

P14 77 J		Joe WHITE		NINJA 300 - Just In Graphics / MZ Contracts		
IDEAL LAP TIME : 2:22.922		BEST LAP TIME : 2:22.922		DIFFERENCE : 0.000		
LAP	SECTOR 1	SECTOR 2	LAP TIME	MPH	DIFF	TIME OF DAY
1 -		48.536	2:32.418	70.12	9.496	11:57:12.971
2 -	1:37.718	48.098	2:25.816	73.29	2.894	11:59:38.787
3 -	1:37.627	48.147	2:25.774	73.31	2.852	12:02:04.561
4 -	1:36.616	49.861	2:26.477	72.96	3.555	12:04:31.038
5 -	1:36.184	48.036	2:24.220 (2)	74.10	1.298	12:06:55.258
6 -	1:37.246	47.793	2:25.039 (3)	73.69	2.117	12:09:20.297
7 -	<b>1:35.614</b>	<b>47.308</b>	<b>2:22.922 (1)</b>	<b>74.78</b>		<b>12:11:43.219</b>

P15 617 S		Tom SPALDING		NINJA 300 - Decky Contracts Ltd		
IDEAL LAP TIME : 2:24.551		BEST LAP TIME : 2:24.759		DIFFERENCE : 0.208		
LAP	SECTOR 1	SECTOR 2	LAP TIME	MPH	DIFF	TIME OF DAY
1 -		48.342	2:34.749	69.06	9.990	11:57:15.302
2 -	1:37.488	48.539	2:26.027	73.19	1.268	11:59:41.329
3 -	1:37.145	48.159	2:25.304	73.55	0.545	12:02:06.633
4 -	<b>1:36.554</b>	48.205	<b>2:24.759 (1)</b>	<b>73.83</b>		<b>12:04:31.392</b>
5 -	1:37.111	<b>47.997</b>	2:25.108 (3)	73.65	0.349	12:06:56.500
6 -	1:36.779	48.209	2:24.988 (2)	73.71	0.229	12:09:21.488
7 -	1:37.438	50.049	2:27.487	72.46	2.728	12:11:48.975

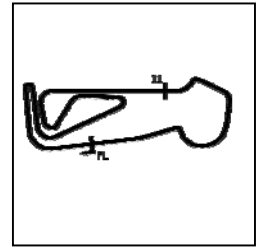
Weather / Track : Bright / Dry

Snetterton 300  
Circuit Length = 2.9689 miles  
Start: 11:54 Flag 12:10 End: 12:13

# BMCRC - MRO Championships 2019 - Rnd 8 @ Snetterton

## ACU Team Green Junior Cup & Senior 300

### RACE 7 - SECTOR ANALYSIS



SECTOR 1 = FL to I1, SECTOR 2 = I1 to FL, DIFF = Difference To Personal Best Lap, P = Crossed Finish Line in Pit Lane, D = Time Disallowed

P16 16 J Harry COOPER		NINJA 300 -				
IDEAL LAP TIME : 2:23.752		BEST LAP TIME : 2:24.108		DIFFERENCE : 0.356		
LAP	SECTOR 1	SECTOR 2	LAP TIME	MPH	DIFF	TIME OF DAY
1 -		48.749	2:32.836	69.93	8.728	11:57:13.389
2 -	1:37.544	48.610	2:26.154	73.12	2.046	11:59:39.543
3 -	<b>1:36.564</b>	48.167	2:24.731 (3)	73.84	0.623	12:02:04.274
4 -	1:37.038	47.993	2:25.031	73.69	0.923	12:04:29.305
5 -	1:36.920	<b>47.188</b>	<b>2:24.108 (1)</b>	<b>74.16</b>		<b>12:06:53.413</b>
6 -	1:36.567	47.957	2:24.524 (2)	73.95	0.416	12:09:17.937
7 -	1:36.762	48.442	2:25.204	73.60	1.096	12:11:43.141

P17 0 S Mark SMITH		NINJA 400 - MHP EXHAUST'S				
IDEAL LAP TIME : 2:25.558		BEST LAP TIME : 2:26.169		DIFFERENCE : 0.611		
LAP	SECTOR 1	SECTOR 2	LAP TIME	MPH	DIFF	TIME OF DAY
1 -		48.786	2:33.853	69.46	7.684	11:57:14.406
2 -	1:37.734	<b>48.435</b>	<b>2:26.169 (1)</b>	<b>73.12</b>		<b>11:59:40.575</b>
3 -	1:38.070	48.545	2:26.615 (3)	72.89	0.446	12:02:07.190
4 -	<b>1:37.123</b>	49.949	2:27.072	72.67	0.903	12:04:34.262
5 -	1:37.993	48.460	2:26.453 (2)	72.97	0.284	12:07:00.715
6 -	1:38.341	48.797	2:27.138	72.63	0.969	12:09:27.853
7 -	1:38.948	49.455	2:28.403	72.02	2.234	12:11:56.256

P18 48 S Kevin SABBARTON		NINJA 300 - Karen Castle Opticians				
IDEAL LAP TIME : 2:27.662		BEST LAP TIME : 2:27.662		DIFFERENCE : 0.000		
LAP	SECTOR 1	SECTOR 2	LAP TIME	MPH	DIFF	TIME OF DAY
1 -		51.012	2:39.283	67.10	11.621	11:57:19.836
2 -	1:40.430	51.763	2:32.193	70.22	4.531	11:59:52.029
3 -	1:40.158	50.188	2:30.346	71.08	2.684	12:02:22.375
4 -	1:39.794	50.602	2:30.396	71.06	2.734	12:04:52.771
5 -	1:39.277	49.830	2:29.107 (2)	71.68	1.445	12:07:21.878
6 -	1:39.766	49.959	2:29.725 (3)	71.38	2.063	12:09:51.603
7 -	<b>1:37.980</b>	<b>49.682</b>	<b>2:27.662 (1)</b>	<b>72.38</b>		<b>12:12:19.265</b>

P19 15 J Ruari BURNETT		NINJA 300 -				
IDEAL LAP TIME : 2:27.577		BEST LAP TIME : 2:27.577		DIFFERENCE : 0.000		
LAP	SECTOR 1	SECTOR 2	LAP TIME	MPH	DIFF	TIME OF DAY
1 -		50.515	2:38.199	67.56	10.622	11:57:18.752
2 -	1:41.297	50.328	2:31.625	70.49	4.048	11:59:50.377
3 -	1:40.253	50.182	2:30.435	71.04	2.858	12:02:20.812
4 -	1:39.812	49.907	2:29.719 (2)	71.38	2.142	12:04:50.531
5 -	1:40.354	49.981	2:30.335 (3)	71.09	2.758	12:07:20.866
6 -	1:40.763	50.156	2:30.919	70.81	3.342	12:09:51.785
7 -	<b>1:38.587</b>	<b>48.990</b>	<b>2:27.577 (1)</b>	<b>72.42</b>		<b>12:12:19.362</b>

P20 4 S Duane SUTCH		NINJA 300 - Shawell Tuning and Racing Serv				
IDEAL LAP TIME : 2:30.298		BEST LAP TIME : 2:30.298		DIFFERENCE : 0.000		
LAP	SECTOR 1	SECTOR 2	LAP TIME	MPH	DIFF	TIME OF DAY
1 -		51.136	2:41.536	66.16	11.238	11:57:22.089
2 -	1:42.353	51.898	2:34.251	69.29	3.953	11:59:56.340
3 -	1:41.179	51.158	2:32.337	70.16	2.039	12:02:28.677
4 -	1:41.190	51.257	2:32.447	70.11	2.149	12:05:01.124
5 -	1:41.488	50.661	2:32.149 (3)	70.24	1.851	12:07:33.273
6 -	1:41.193	50.607	2:31.800 (2)	70.40	1.502	12:10:05.073
7 -	<b>1:40.464</b>	<b>49.834</b>	<b>2:30.298 (1)</b>	<b>71.11</b>		<b>12:12:35.371</b>

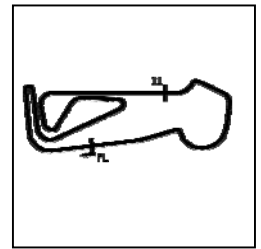
Weather / Track : Bright / Dry

Snetterton 300  
Circuit Length = 2.9689 miles  
Start: 11:54 Flag 12:10 End: 12:13

# BMCRC - MRO Championships 2019 - Rnd 8 @ Snetterton

## ACU Team Green Junior Cup & Senior 300

### RACE 7 - SECTOR ANALYSIS



SECTOR 1 = FL to I1, SECTOR 2 = I1 to FL, DIFF = Difference To Personal Best Lap, P = Crossed Finish Line in Pit Lane, D = Time Disallowed

P21 74 J Finn SMART-WEEDEN		NINJA 300 -				
IDEAL LAP TIME : 2:30.695		BEST LAP TIME : 2:31.076				
		DIFFERENCE : 0.381				
LAP	SECTOR 1	SECTOR 2	LAP TIME	MPH	DIFF	TIME OF DAY
1 -		<b>50.436</b>	2:40.459	66.60	9.383	11:57:21.012
2 -	<b>1:40.259</b>	51.538	2:31.797 (2)	70.41	0.721	11:59:52.809
3 -	1:40.637	50.439	<b>2:31.076 (1)</b>	<b>70.74</b>		<b>12:02:23.885</b>
4 -	1:42.307	50.678	2:32.985	69.86	1.909	12:04:56.870
5 -	1:42.457	51.148	2:33.605	69.58	2.529	12:07:30.475
6 -	1:42.061	50.782	2:32.843 (3)	69.92	1.767	12:10:03.318
7 -	1:42.922	50.725	2:33.647	69.56	2.571	12:12:36.965

P22 12 J Cameron CARR		NINJA 300 - Fairburn Heating Solutions				
IDEAL LAP TIME : 2:33.570		BEST LAP TIME : 2:34.196				
		DIFFERENCE : 0.626				
LAP	SECTOR 1	SECTOR 2	LAP TIME	MPH	DIFF	TIME OF DAY
1 -		<b>51.352</b>	2:41.686	66.10	7.490	11:57:22.239
2 -	<b>1:42.218</b>	52.452	2:34.670 (2)	69.10	0.474	11:59:56.909
3 -	1:44.170	52.319	2:36.489	68.29	2.293	12:02:33.398
4 -	1:44.938	52.341	2:37.279	67.95	3.083	12:05:10.677
5 -	1:44.449	51.822	2:36.271 (3)	68.39	2.075	12:07:46.948
6 -	1:46.027	53.100	2:39.127	67.16	4.931	12:10:26.075
7 -	1:42.468	51.728	<b>2:34.196 (1)</b>	<b>69.31</b>		<b>12:13:00.271</b>

P23 71 S Karie HENLY		NINJA 300 - Thomas Racing				
IDEAL LAP TIME : 2:37.164		BEST LAP TIME : 2:38.090				
		DIFFERENCE : 0.926				
LAP	SECTOR 1	SECTOR 2	LAP TIME	MPH	DIFF	TIME OF DAY
1 -		53.465	2:46.936	64.02	8.846	11:57:27.489
2 -	1:45.510	54.581	2:40.091 (3)	66.76	2.001	12:00:07.580
3 -	1:46.208	54.376	2:40.584	66.55	2.494	12:02:48.164
4 -	1:47.270	54.873	2:42.143	65.91	4.053	12:05:30.307
5 -	1:44.694	<b>53.396</b>	<b>2:38.090 (1)</b>	<b>67.60</b>		<b>12:08:08.397</b>
6 -	<b>1:43.768</b>	55.048	2:38.816 (2)	67.29	0.726	12:10:47.213

P24 32 S John MACKNESS		NINJA 300 - Salisbury Cleaners				
IDEAL LAP TIME : 2:42.260		BEST LAP TIME : 2:42.614				
		DIFFERENCE : 0.354				
LAP	SECTOR 1	SECTOR 2	LAP TIME	MPH	DIFF	TIME OF DAY
1 -		54.857	2:51.999	62.14	9.385	11:57:32.552
2 -	1:49.625	55.119	2:44.744	64.87	2.130	12:00:17.296
3 -	1:48.401	55.467	2:43.868	65.22	1.254	12:03:01.164
4 -	<b>1:47.816</b>	55.452	2:43.268 (2)	65.46	0.654	12:05:44.432
5 -	1:48.035	55.664	2:43.699 (3)	65.29	1.085	12:08:28.131
6 -	1:48.170	<b>54.444</b>	<b>2:42.614 (1)</b>	<b>65.72</b>		<b>12:11:10.745</b>

P25 171 J Cameron BROWN		NINJA 300 -				
IDEAL LAP TIME : 2:16.187		BEST LAP TIME : 2:16.290				
		DIFFERENCE : 0.103				
LAP	SECTOR 1	SECTOR 2	LAP TIME	MPH	DIFF	TIME OF DAY
1 -		45.272	2:22.858	74.81	6.568	11:57:03.411
2 -	1:31.358	<b>44.932</b>	<b>2:16.290 (1)</b>	<b>78.42</b>		<b>11:59:19.701</b>
3 -	<b>1:31.255</b>	45.583	2:16.838 (2)	78.10	0.548	12:01:36.539

Weather / Track : Bright / Dry

Snetterton 300  
 Circuit Length = 2.9689 miles  
 Start: 11:54 Flag 12:10 End: 12:13

# BMCRC - MRO Championships 2019 - Rnd 8 @ Snetterton

## ACU Team Green Junior Cup & Senior 300

### RACE 7 - BEST SECTORS

SECTOR 1			SECTOR 2			IDEAL / BEST COMPARISON						
POS	NO	NAME	TIME	NO	NAME	TIME	POS	NO	NAME	IDEAL	BEST	DIFF
1	55	DESSOY	<b>1:29.566</b>	46	BARNES	<b>44.389</b>	1	55	DESSOY	2:13.979	2:14.539	0.560
2	44	DUFTON	<b>1:29.757</b>	55	DESSOY	<b>44.413</b>	2	44	DUFTON	2:14.279	2:14.916	0.637
3	46	BARNES	<b>1:29.928</b>	44	DUFTON	<b>44.522</b>	3	46	BARNES	2:14.317	2:14.594	0.277
4	808	JOHNSON	<b>1:31.128</b>	171	BROWN	<b>44.932</b>	4	171	BROWN	2:16.187	2:16.290	0.103
5	3	JONES	<b>1:31.228</b>	3	JONES	<b>44.983</b>	5	3	JONES	2:16.211	2:16.211	0.000
6	171	BROWN	<b>1:31.255</b>	42	JOHNSON	<b>45.074</b>	6	42	JOHNSON	2:16.419	2:16.522	0.103
7	42	JOHNSON	<b>1:31.345</b>	808	JOHNSON	<b>45.291</b>	7	808	JOHNSON	2:16.419	2:16.419	0.000
8	6	COOPER	<b>1:33.278</b>	6	COOPER	<b>45.942</b>	8	6	COOPER	2:19.220	2:19.695	0.475
9	43	HALL	<b>1:34.584</b>	24	STOLTON	<b>46.948</b>	9	43	HALL	2:21.895	2:21.895	0.000
10	14	DAVIES	<b>1:35.164</b>	14	DAVIES	<b>46.981</b>	10	14	DAVIES	2:22.145	2:22.145	0.000
11	24	STOLTON	<b>1:35.543</b>	88	COURT	<b>47.178</b>	11	24	STOLTON	2:22.491	2:23.284	0.793
12	88	COURT	<b>1:35.567</b>	16	COOPER	<b>47.188</b>	12	88	COURT	2:22.745	2:23.674	0.929
13	77	WHITE	<b>1:35.614</b>	77	WHITE	<b>47.308</b>	13	77	WHITE	2:22.922	2:22.922	0.000
14	99	COOK	<b>1:35.740</b>	43	HALL	<b>47.311</b>	14	99	COOK	2:23.491	2:23.828	0.337
15	65	BREESE	<b>1:35.985</b>	99	COOK	<b>47.751</b>	15	16	COOPER	2:23.752	2:24.108	0.356
16	617	SPALDING	<b>1:36.554</b>	65	BREESE	<b>47.808</b>	16	65	BREESE	2:23.793	2:23.925	0.132
17	16	COOPER	<b>1:36.564</b>	617	SPALDING	<b>47.997</b>	17	617	SPALDING	2:24.551	2:24.759	0.208
18	0	SMITH	<b>1:37.123</b>	0	SMITH	<b>48.435</b>	18	0	SMITH	2:25.558	2:26.169	0.611
19	48	SABBARTON	<b>1:37.980</b>	15	BURNETT	<b>48.990</b>	19	15	BURNETT	2:27.577	2:27.577	0.000
20	15	BURNETT	<b>1:38.587</b>	48	SABBARTON	<b>49.682</b>	20	48	SABBARTON	2:27.662	2:27.662	0.000
21	74	SMART-WEEDEN	<b>1:40.259</b>	4	SUTCH	<b>49.834</b>	21	4	SUTCH	2:30.298	2:30.298	0.000
22	4	SUTCH	<b>1:40.464</b>	74	SMART-WEEDEN	<b>50.436</b>	22	74	SMART-WEEDEN	2:30.695	2:31.076	0.381
23	12	CARR	<b>1:42.218</b>	12	CARR	<b>51.352</b>	23	12	CARR	2:33.570	2:34.196	0.626
24	71	HENLY	<b>1:43.768</b>	71	HENLY	<b>53.396</b>	24	71	HENLY	2:37.164	2:38.090	0.926
25	32	MACKNESS	<b>1:47.816</b>	32	MACKNESS	<b>54.444</b>	25	32	MACKNESS	2:42.260	2:42.614	0.354

Weather / Track : Bright / Dry

Results can be found at [www.tsl-timing.com](http://www.tsl-timing.com)

Snetterton 300

Circuit Length = 2.9689 miles

Start: 11:54 Flag 12:10 End: 12:13

Printed - 12:17 Sunday, 15 September 2019

# BMCRC - MRO Championships 2019 - Rnd 8 @ Snetterton

## ACU Team Green Junior Cup & Senior 300

### RACE 16 - GRID (7 Laps)



ROW 10	1	1	28	707 Sam SPALDING					
ROW 9	27	711 Daniel GIBBS	26	17 Charlotte MARCUZZO	25	32 John MACKNESS	2:42.614		
ROW 8	24	71 Karie HENLY	2:38.090	23	12 Cameron CARR	2:34.196	22	74 Finn SMART-WEEDEN	2:31.076
ROW 7	21	4 Duane SUTCH	2:30.298	20	48 Kevin SABBARTON	2:27.662	19	15 Ruari BURNETT	2:27.577
ROW 6	18	0 Mark SMITH	2:26.169	17	617 Tom SPALDING	2:24.759	16	16 Harry COOPER	2:24.108
ROW 5	15	65 Konrad BREESE	2:23.925	14	99 Harry COOK	2:23.828	13	88 David COURT	2:23.674
ROW 4	12	24 Darren STOLTON	2:23.284	11	77 Joe WHITE	2:22.922	10	14 Tony DAVIES	2:22.145
ROW 3	9	43 Colin HALL	2:21.895	8	6 Martin COOPER	2:19.695	7	42 Christopher JOHNSON	2:16.522
ROW 2	6	808 Mason JOHNSON	2:16.419	5	171 Cameron BROWN	2:16.290	4	3 Lewis JONES	2:16.211
ROW 1	3	44 Elliot DUFTON	2:14.916	2	46 Ash BARNES	2:14.594	1	55 Harrison DESOY	2:14.539
									<b>Pole</b>

Snetterton 300  
Circuit Length = 2.9689 miles

These results are provisional until the conclusion of any judicial and technical matters.

Clerk Of Course :	Steward :	Timekeeper :
-------------------	-----------	--------------

Results can be found at [www.tsl-timing.com](http://www.tsl-timing.com)

Printed - 12:19 Sunday, 15 September 2019



# BMCRC - MRO Championships 2019 - Rnd 8 @ Snetterton

## ACU Team Green Junior Cup & Senior 300

### RACE 16 - CLASSIFICATION



POS	NO	CL	PIC NAME	ENTRY	LAPS	TIME	GAP	DIFF	MPH	BEST	ON
1	3	J	1 Lewis JONES	NINJA 300 - 151 s	7	15:54.171			78.40	2:15.079	4
2	55	J	2 Harrison DESSOY	NINJA 400 - Eastern Garage Racing	7	15:56.420	2.249	2.249	78.22	2:15.027	5
3	42	J	3 Christopher JOHNSON	NINJA 400 -	7	15:58.121	3.950	1.701	78.08	2:14.910	4
4	171	J	4 Cameron BROWN	NINJA 300 -	7	16:14.234	20.063	16.113	76.79	2:17.671	6
5	6	S	1 Martin COOPER	NINJA 300 -	7	16:21.067	26.896	6.833	76.26	2:18.291	3
6	43	S	2 Colin HALL	NINJA 300 - simply saab	7	16:55.266	1:01.095	34.199	73.69	2:22.833	6
7	24	S	3 Darren STOLTON	NINJA 300 -	7	16:55.396	1:01.225	0.130	73.68	2:22.770	6
8	65	S	4 Konrad BREESE	NINJA 300 - STIHL Racing	7	16:57.637	1:03.466	2.241	73.51	2:23.574	7
9	16	J	5 Harry COOPER	NINJA 300 -	7	16:58.340	1:04.169	0.703	73.46	2:23.389	6
10	77	J	6 Joe WHITE	NINJA 300 - Just In Graphics / MZ Contracts	7	16:58.848	1:04.677	0.508	73.43	2:23.563	7
11	88	S	5 David COURT	NINJA 300 -	7	17:07.722	1:13.551	8.874	72.79	2:24.556	4
12	0	S	6 Mark SMITH	NINJA 400 - MHP EXHAUST S	7	17:22.686	1:28.515	14.964	71.75	2:26.809	3
13	48	S	7 Kevin SABBARTON	NINJA 300 - Karen Castle Opticians	7	17:32.347	1:38.176	9.661	71.09	2:28.201	7
14	74	J	7 Finn SMART-WEEDEN	NINJA 300 -	7	17:48.048	1:53.877	15.701	70.04	2:30.387	5
15	15	J	8 Ruari BURNETT	NINJA 300 -	7	17:58.360	2:04.189	10.312	69.37	2:32.398	5
16	4	S	8 Duane SUTCH	NINJA 300 - Shawell Tuning and Racing Serv	7	17:58.755	2:04.584	0.395	69.35	2:32.352	6
17	12	J	9 Cameron CARR	NINJA 300 - Fairburn Heating Solutions	6	15:58.025	1 Lap	1 Lap	66.93	2:35.919	4
18	71	S	9 Karie HENLY	NINJA 300 - Thomas Racing	6	16:07.588	1 Lap	9.563	66.27	2:39.129	5
19	32	S	10 John MACKNESS	NINJA 300 - Salisbury Cleaners	6	16:28.268	1 Lap	20.680	64.88	2:41.405	6

#### NOT CLASSIFIED

DNF	46	J	Ash BARNES	NINJA 400 - BARNEYRACING	6	13:36.226	1 Lap		78.56	2:14.521	6
DNF	44	J	Elliot DUFTON	NINJA 300 - Dad and Held and Torfx	6	13:37.395	1 Lap	1.169	78.45	2:14.760	3
DNF	99	J	Harry COOK	NINJA 300 - CRT	4	9:48.721	3 Laps	2 Laps	72.61	2:23.988	4
DNF	617	S	Tom SPALDING	NINJA 300 - Decky Contracts Ltd	2	5:00.369	5 Laps	2 Laps	71.16	2:26.784	2
DNF	808	J	Mason JOHNSON	NINJA 300 - D&D Racing	0						

#### FASTEST LAP

46	J	Ash BARNES	NINJA 400 - BARNEYRACING	6	2:14.521	79.45 mph	127.86 kph
6	S	Martin COOPER	NINJA 300 -	3	2:18.291	77.28 mph	124.38 kph

Class J - 92.5% of Race Speed = 72.52 mph

Class S - 92.5% of Race Speed = 70.54 mph

Weather / Track : Cloudy / Dry

These results are provisional until the conclusion of any judicial and technical matters.

Snetterton 300

Circuit Length = 2.9689 miles

Start: 16:00 Flag 16:16 End: 16:18

Clerk Of Course :	Steward :	Timekeeper :
-------------------	-----------	--------------

Results can be found at [www.tsl-timing.com](http://www.tsl-timing.com)

Printed - 16:19 Sunday, 15 September 2019





# BMCRC - MRO Championships 2019 - Rnd 8 @ Snetterton

## ACU Team Green Junior Cup & Senior 300

### RACE 16 - LAP CHART

#### LAP 1 @ 16:02:51.147

NO	BEHIND	LAP TIME
46		2:20.215
55	0.376	2:20.591
44	0.445	2:20.660
3	0.617	2:20.832
42	1.192	2:21.407
6	4.749	2:24.964
171	5.072	2:25.287
24	10.158	2:30.373
77	10.795	2:31.010
65	10.819	2:31.034
43	11.524	2:31.739
99	11.858	2:32.073
16	12.189	2:32.404
88	12.904	2:33.119
617	13.370	2:33.585
0	13.718	2:33.933
48	17.364	2:37.579
15	18.964	2:39.179
4	19.234	2:39.449
74	19.766	2:39.981
12	25.640	2:45.855
71	27.977	2:48.192
32	31.761	2:51.976

#### LAP 2 @ 16:05:06.910

NO	BEHIND	LAP TIME
3		2:15.146
46	0.287	2:16.050
44	0.363	2:15.681
42	0.835	2:15.406
55	1.092	2:16.479
171	7.936	2:18.627
6	8.730	2:19.744
24	18.866	2:24.471
43	20.267	2:24.506
65	21.042	2:25.986
77	21.139	2:26.107
16	21.389	2:24.963
88	23.356	2:26.215
617	24.391	2:26.784
99	24.486	2:28.391
0	25.451	2:27.496
48	32.542	2:30.941
15	35.745	2:32.544
74	37.073	2:33.070
4	37.582	2:34.111
12	48.691	2:38.814
71	52.238	2:40.024
32	59.862	2:43.864

#### LAP 3 @ 16:07:22.033

NO	BEHIND	LAP TIME
44		2:14.760
46	0.049	2:14.885
3	0.110	2:15.233
42	0.663	2:14.951
55	1.054	2:15.085
171	10.488	2:17.675
6	11.898	2:18.291
43	28.394	2:23.250
24	28.796	2:25.053

65	29.924	2:24.005
77	30.528	2:24.512
16	30.556	2:24.290
88	33.001	2:24.768
99	33.632	2:24.269
0	37.137	2:26.809
48	46.825	2:29.406
74	52.937	2:30.987
15	53.846	2:33.224
4	56.435	2:33.976
12	1:11.623	2:38.055
71	1:16.591	2:39.476
32	1:29.327	2:44.588

#### LAP 4 @ 16:09:37.222

NO	BEHIND	LAP TIME
3		2:15.079
46	0.173	2:15.313
44	0.325	2:15.514
42	0.384	2:14.910
55	1.140	2:15.275
171	13.360	2:18.061
6	15.920	2:19.211
43	36.892	2:23.687
24	36.978	2:23.371
65	39.314	2:24.579
16	39.768	2:24.401
77	40.599	2:25.260
88	42.368	2:24.556
99	42.431	2:23.988
0	49.679	2:27.731
48	1:00.594	2:28.958
74	1:09.683	2:31.935
15	1:11.335	2:32.678
4	1:14.174	2:32.928
12	1:32.353	2:35.919
71	1:41.789	2:40.387
32	1:57.789	2:43.651

#### LAP 5 @ 16:11:52.637

NO	BEHIND	LAP TIME
46		2:15.242
3	0.454	2:15.869
44	0.572	2:15.662
55	0.752	2:15.027
42	2.167	2:17.198
171	16.169	2:18.224
6	19.681	2:19.176
43	44.830	2:23.353
24	44.989	2:23.426
16	48.341	2:23.988
65	48.346	2:24.447
77	49.148	2:23.964
88	53.299	2:26.346
0	1:03.906	2:29.642
48	1:14.195	2:29.016
74	1:24.655	2:30.387
15	1:28.318	2:32.398
4	1:32.242	2:33.483
12	1:55.330	2:38.392
71	2:05.503	2:39.129

#### LAP 6 @ 16:14:07.158

NO	BEHIND	LAP TIME
46		2:14.521
3	1.033	2:15.100
44	1.169	2:15.118
55	1.277	2:15.046
42	4.514	2:16.868
32	1 Lap	2:42.784
171	19.319	2:17.671
6	24.550	2:19.390
43	53.142	2:22.833
24	53.238	2:22.770
16	57.209	2:23.389
65	57.837	2:24.012
77	59.059	2:24.432
88	1:04.425	2:25.647
0	1:17.223	2:27.838
48	1:27.920	2:28.246
74	1:41.008	2:30.874
15	1:47.193	2:33.396
4	1:50.073	2:32.352

#### LAP 7 @ 16:16:25.103

NO	BEHIND	LAP TIME
3		2:16.912
55	2.249	2:18.917
12	1 Lap	2:40.990
42	3.950	2:17.381
71	1 Lap	2:40.380
171	20.063	2:18.689
6	26.896	2:20.291
32	1 Lap	2:41.405
43	1:01.095	2:25.898
24	1:01.225	2:25.932
65	1:03.466	2:23.574
16	1:04.169	2:24.905
77	1:04.677	2:23.563
88	1:13.551	2:27.071
0	1:28.515	2:29.237
48	1:38.176	2:28.201
74	1:53.877	2:30.814
15	2:04.189	2:34.941
4	2:04.584	2:32.456

Weather / Track : Cloudy / Dry

Results can be found at [www.tsl-timing.com](http://www.tsl-timing.com)

Snetterton 300

Circuit Length = 2.9689 miles

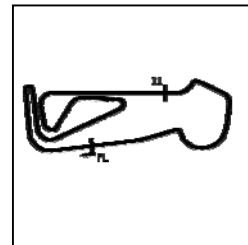
Start: 16:00 Flag 16:16 End: 16:18

Printed - 16:19 Sunday, 15 September 2019

# BMCRC - MRO Championships 2019 - Rnd 8 @ Snetterton

## ACU Team Green Junior Cup & Senior 300

### RACE 16 - SECTOR ANALYSIS



SECTOR 1 = FL to I1, SECTOR 2 = I1 to FL, DIFF = Difference To Personal Best Lap, P = Crossed Finish Line in Pit Lane, D = Time Disallowed

P1		3 J		Lewis JONES		NINJA 300 - 151 s	
IDEAL LAP TIME : 2:14.485		BEST LAP TIME : 2:15.079		DIFFERENCE : 0.594			
LAP	SECTOR 1	SECTOR 2	LAP TIME	MPH	DIFF	TIME OF DAY	
1 -		45.284	2:20.832	75.89	5.753	16:02:51.764	
2 -	1:30.341	44.805	2:15.146 (3)	79.08	0.067	16:05:06.910	
3 -	1:30.838	<b>44.395</b>	2:15.233	79.03	0.154	16:07:22.143	
4 -	1:30.234	44.845	<b>2:15.079 (1)</b>	<b>79.12</b>		<b>16:09:37.222</b>	
5 -	1:30.368	45.501	2:15.869	78.66	0.790	16:11:53.091	
6 -	<b>1:30.090</b>	45.010	2:15.100 (2)	79.11	0.021	16:14:08.191	
7 -	1:30.382	46.530	2:16.912	78.06	1.833	16:16:25.103	

P2		55 J		Harrison DESOY		NINJA 400 - Eastern Garage Racing	
IDEAL LAP TIME : 2:14.752		BEST LAP TIME : 2:15.027		DIFFERENCE : 0.275			
LAP	SECTOR 1	SECTOR 2	LAP TIME	MPH	DIFF	TIME OF DAY	
1 -		45.434	2:20.591	76.02	5.564	16:02:51.523	
2 -	1:31.034	45.445	2:16.479	78.31	1.452	16:05:08.002	
3 -	1:30.392	<b>44.693</b>	2:15.085 (3)	79.12	0.058	16:07:23.087	
4 -	1:30.520	44.755	2:15.275	79.01	0.248	16:09:38.362	
5 -	1:30.117	44.910	<b>2:15.027 (1)</b>	<b>79.15</b>		<b>16:11:53.389</b>	
6 -	<b>1:30.059</b>	44.987	2:15.046 (2)	79.14	0.019	16:14:08.435	
7 -	1:30.389	48.528	2:18.917	76.93	3.890	16:16:27.352	

P3		42 J		Christopher JOHNSON		NINJA 400 -	
IDEAL LAP TIME : 2:14.313		BEST LAP TIME : 2:14.910		DIFFERENCE : 0.597			
LAP	SECTOR 1	SECTOR 2	LAP TIME	MPH	DIFF	TIME OF DAY	
1 -		45.688	2:21.407	75.58	6.497	16:02:52.339	
2 -	1:30.258	45.148	2:15.406 (3)	78.93	0.496	16:05:07.745	
3 -	<b>1:30.022</b>	44.929	2:14.951 (2)	79.19	0.041	16:07:22.696	
4 -	1:30.619	<b>44.291</b>	<b>2:14.910 (1)</b>	<b>79.22</b>		<b>16:09:37.606</b>	
5 -	1:31.220	45.978	2:17.198	77.90	2.288	16:11:54.804	
6 -	1:31.517	45.351	2:16.868	78.09	1.958	16:14:11.672	
7 -	1:31.246	46.135	2:17.381	77.79	2.471	16:16:29.053	

P4		171 J		Cameron BROWN		NINJA 300 -	
IDEAL LAP TIME : 2:17.519		BEST LAP TIME : 2:17.671		DIFFERENCE : 0.152			
LAP	SECTOR 1	SECTOR 2	LAP TIME	MPH	DIFF	TIME OF DAY	
1 -		45.941	2:25.287	73.56	7.616	16:02:56.219	
2 -	1:33.084	45.543	2:18.627	77.09	0.956	16:05:14.846	
3 -	1:32.669	<b>45.006</b>	2:17.675 (2)	77.63	0.004	16:07:32.521	
4 -	1:32.627	45.434	2:18.061 (3)	77.41	0.390	16:09:50.582	
5 -	1:32.792	45.432	2:18.224	77.32	0.553	16:12:08.806	
6 -	<b>1:32.513</b>	45.158	<b>2:17.671 (1)</b>	<b>77.63</b>		<b>16:14:26.477</b>	
7 -	1:32.609	46.080	2:18.689	77.06	1.018	16:16:45.166	

P5		6 S		Martin COOPER		NINJA 300 -	
IDEAL LAP TIME : 2:18.291		BEST LAP TIME : 2:18.291		DIFFERENCE : 0.000			
LAP	SECTOR 1	SECTOR 2	LAP TIME	MPH	DIFF	TIME OF DAY	
1 -		45.745	2:24.964	73.72	6.673	16:02:55.896	
2 -	1:33.995	45.749	2:19.744	76.48	1.453	16:05:15.640	
3 -	<b>1:32.549</b>	<b>45.742</b>	<b>2:18.291 (1)</b>	<b>77.28</b>		<b>16:07:33.931</b>	
4 -	1:32.884	46.327	2:19.211 (3)	76.77	0.920	16:09:53.142	
5 -	1:33.158	46.018	2:19.176 (2)	76.79	0.885	16:12:12.318	
6 -	1:33.212	46.178	2:19.390	76.67	1.099	16:14:31.708	
7 -	1:33.164	47.127	2:20.291	76.18	2.000	16:16:51.999	

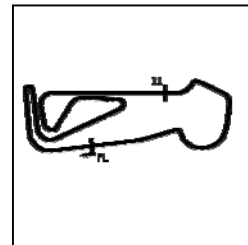
Weather / Track : Cloudy / Dry

Snetterton 300  
Circuit Length = 2.9689 miles  
Start: 16:00 Flag 16:16 End: 16:18

# BMCRC - MRO Championships 2019 - Rnd 8 @ Snetterton

## ACU Team Green Junior Cup & Senior 300

### RACE 16 - SECTOR ANALYSIS



SECTOR 1 = FL to I1, SECTOR 2 = I1 to FL, DIFF = Difference To Personal Best Lap, P = Crossed Finish Line in Pit Lane, D = Time Disallowed

P6 43 S Colin HALL		NINJA 300 - simply saab				
IDEAL LAP TIME : 2:22.572		BEST LAP TIME : 2:22.833		DIFFERENCE : 0.261		
LAP	SECTOR 1	SECTOR 2	LAP TIME	MPH	DIFF	TIME OF DAY
1 -		47.935	2:31.739	70.43	8.906	16:03:02.671
2 -	1:36.883	<b>47.623</b>	2:24.506	73.96	1.673	16:05:27.177
3 -	1:35.541	47.709	2:23.250 (2)	74.61	0.417	16:07:50.427
4 -	1:35.409	48.278	2:23.687	74.38	0.854	16:10:14.114
5 -	1:35.247	48.106	2:23.353 (3)	74.55	0.520	16:12:37.467
6 -	<b>1:34.949</b>	47.884	<b>2:22.833 (1)</b>	<b>74.82</b>		<b>16:15:00.300</b>
7 -	1:36.620	49.278	2:25.898	73.25	3.065	16:17:26.198

P7 24 S Darren STOLTON		NINJA 300 -				
IDEAL LAP TIME : 2:22.770		BEST LAP TIME : 2:22.770		DIFFERENCE : 0.000		
LAP	SECTOR 1	SECTOR 2	LAP TIME	MPH	DIFF	TIME OF DAY
1 -		47.895	2:30.373	71.07	7.603	16:03:01.305
2 -	1:36.295	48.176	2:24.471	73.98	1.701	16:05:25.776
3 -	1:36.985	48.068	2:25.053	73.68	2.283	16:07:50.829
4 -	1:35.718	47.653	2:23.371 (2)	74.54	0.601	16:10:14.200
5 -	1:35.598	47.828	2:23.426 (3)	74.51	0.656	16:12:37.626
6 -	<b>1:35.155</b>	<b>47.615</b>	<b>2:22.770 (1)</b>	<b>74.86</b>		<b>16:15:00.396</b>
7 -	1:36.079	49.853	2:25.932	73.24	3.162	16:17:26.328

P8 65 S Konrad BREESE		NINJA 300 - STIHL Racing				
IDEAL LAP TIME : 2:22.970		BEST LAP TIME : 2:23.574		DIFFERENCE : 0.604		
LAP	SECTOR 1	SECTOR 2	LAP TIME	MPH	DIFF	TIME OF DAY
1 -		47.789	2:31.034	70.76	7.460	16:03:01.966
2 -	1:37.931	48.055	2:25.986	73.21	2.412	16:05:27.952
3 -	1:36.355	47.650	2:24.005 (2)	74.22	0.431	16:07:51.957
4 -	1:37.241	<b>47.338</b>	2:24.579	73.92	1.005	16:10:16.536
5 -	1:36.585	47.862	2:24.447	73.99	0.873	16:12:40.983
6 -	1:36.572	47.440	2:24.012 (3)	74.21	0.438	16:15:04.995
7 -	<b>1:35.632</b>	47.942	<b>2:23.574 (1)</b>	<b>74.44</b>		<b>16:17:28.569</b>

P9 16 J Harry COOPER		NINJA 300 -				
IDEAL LAP TIME : 2:23.327		BEST LAP TIME : 2:23.389		DIFFERENCE : 0.062		
LAP	SECTOR 1	SECTOR 2	LAP TIME	MPH	DIFF	TIME OF DAY
1 -		47.755	2:32.404	70.12	9.015	16:03:03.336
2 -	1:36.823	48.140	2:24.963	73.72	1.574	16:05:28.299
3 -	1:36.392	47.898	2:24.290 (3)	74.07	0.901	16:07:52.589
4 -	1:36.935	47.466	2:24.401	74.01	1.012	16:10:16.990
5 -	<b>1:36.342</b>	47.646	2:23.988 (2)	74.22	0.599	16:12:40.978
6 -	1:36.404	<b>46.985</b>	<b>2:23.389 (1)</b>	<b>74.53</b>		<b>16:15:04.367</b>
7 -	1:36.397	48.508	2:24.905	73.75	1.516	16:17:29.272

P10 77 J Joe WHITE		NINJA 300 - Just In Graphics / MZ Contracts				
IDEAL LAP TIME : 2:22.537		BEST LAP TIME : 2:23.563		DIFFERENCE : 1.026		
LAP	SECTOR 1	SECTOR 2	LAP TIME	MPH	DIFF	TIME OF DAY
1 -		<b>47.441</b>	2:31.010	70.77	7.447	16:03:01.942
2 -	1:38.186	47.921	2:26.107	73.15	2.544	16:05:28.049
3 -	1:36.939	47.573	2:24.512	73.95	0.949	16:07:52.561
4 -	1:37.344	47.916	2:25.260	73.57	1.697	16:10:17.821
5 -	1:36.004	47.960	2:23.964 (2)	74.24	0.401	16:12:41.785
6 -	1:36.521	47.911	2:24.432 (3)	74.00	0.869	16:15:06.217
7 -	<b>1:35.096</b>	48.467	<b>2:23.563 (1)</b>	<b>74.44</b>		<b>16:17:29.780</b>

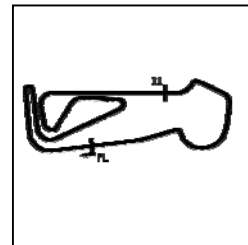
Weather / Track : Cloudy / Dry

Snetterton 300  
Circuit Length = 2.9689 miles  
Start: 16:00 Flag 16:16 End: 16:18

# BMCRC - MRO Championships 2019 - Rnd 8 @ Snetterton

## ACU Team Green Junior Cup & Senior 300

### RACE 16 - SECTOR ANALYSIS



SECTOR 1 = FL to I1, SECTOR 2 = I1 to FL, DIFF = Difference To Personal Best Lap, P = Crossed Finish Line in Pit Lane, D = Time Disallowed

P11 88 S		David COURT		NINJA 300 -		
IDEAL LAP TIME : 2:24.430		BEST LAP TIME : 2:24.556		DIFFERENCE : 0.126		
LAP	SECTOR 1	SECTOR 2	LAP TIME	MPH	DIFF	TIME OF DAY
1 -		49.022	2:33.119	69.80	8.563	16:03:04.051
2 -	1:36.932	49.283	2:26.215	73.09	1.659	16:05:30.266
3 -	1:36.747	<b>48.021</b>	2:24.768 (2)	73.82	0.212	16:07:55.034
4 -	<b>1:36.409</b>	48.147	<b>2:24.556 (1)</b>	<b>73.93</b>		<b>16:10:19.590</b>
5 -	1:37.653	48.693	2:26.346	73.03	1.790	16:12:45.936
6 -	1:37.302	48.345	2:25.647 (3)	73.38	1.091	16:15:11.583
7 -	1:37.426	49.645	2:27.071	72.67	2.515	16:17:38.654

P12 0 S		Mark SMITH		NINJA 400 - MHP EXHAUST'S		
IDEAL LAP TIME : 2:26.402		BEST LAP TIME : 2:26.809		DIFFERENCE : 0.407		
LAP	SECTOR 1	SECTOR 2	LAP TIME	MPH	DIFF	TIME OF DAY
1 -		<b>48.482</b>	2:33.933	69.43	7.124	16:03:04.865
2 -	1:38.243	49.253	2:27.496 (2)	72.46	0.687	16:05:32.361
3 -	<b>1:37.920</b>	48.889	<b>2:26.809 (1)</b>	<b>72.80</b>		<b>16:07:59.170</b>
4 -	1:38.792	48.939	2:27.731 (3)	72.34	0.922	16:10:26.901
5 -	1:40.034	49.608	2:29.642	71.42	2.833	16:12:56.543
6 -	1:38.846	48.992	2:27.838	72.29	1.029	16:15:24.381
7 -	1:39.578	49.659	2:29.237	71.61	2.428	16:17:53.618

P13 48 S		Kevin SABBARTON		NINJA 300 - Karen Castle Opticians		
IDEAL LAP TIME : 2:28.115		BEST LAP TIME : 2:28.201		DIFFERENCE : 0.086		
LAP	SECTOR 1	SECTOR 2	LAP TIME	MPH	DIFF	TIME OF DAY
1 -		49.950	2:37.579	67.82	9.378	16:03:08.511
2 -	1:40.806	50.135	2:30.941	70.80	2.740	16:05:39.452
3 -	1:39.674	49.732	2:29.406	71.53	1.205	16:08:08.858
4 -	1:39.049	49.909	2:28.958 (3)	71.75	0.757	16:10:37.816
5 -	1:39.334	49.682	2:29.016	71.72	0.815	16:13:06.832
6 -	1:38.947	<b>49.299</b>	2:28.246 (2)	72.09	0.045	16:15:35.078
7 -	<b>1:38.816</b>	49.385	<b>2:28.201 (1)</b>	<b>72.11</b>		<b>16:18:03.279</b>

P14 74 J		Finn SMART-WEEDEN		NINJA 300 -		
IDEAL LAP TIME : 2:29.610		BEST LAP TIME : 2:30.387		DIFFERENCE : 0.777		
LAP	SECTOR 1	SECTOR 2	LAP TIME	MPH	DIFF	TIME OF DAY
1 -		49.836	2:39.981	66.80	9.594	16:03:10.913
2 -	1:42.839	50.231	2:33.070	69.82	2.683	16:05:43.983
3 -	1:41.400	<b>49.587</b>	2:30.987	70.78	0.600	16:08:14.970
4 -	1:41.636	50.299	2:31.935	70.34	1.548	16:10:46.905
5 -	1:40.158	50.229	<b>2:30.387 (1)</b>	<b>71.07</b>		<b>16:13:17.292</b>
6 -	1:40.635	50.239	2:30.874 (3)	70.84	0.487	16:15:48.166
7 -	<b>1:40.023</b>	50.791	2:30.814 (2)	70.86	0.427	16:18:18.980

P15 15 J		Ruari BURNETT		NINJA 300 -		
IDEAL LAP TIME : 2:31.456		BEST LAP TIME : 2:32.398		DIFFERENCE : 0.942		
LAP	SECTOR 1	SECTOR 2	LAP TIME	MPH	DIFF	TIME OF DAY
1 -		<b>50.354</b>	2:39.179	67.14	6.781	16:03:10.111
2 -	1:41.694	50.850	2:32.544 (2)	70.06	0.146	16:05:42.655
3 -	1:42.839	50.385	2:33.224	69.75	0.826	16:08:15.879
4 -	1:42.119	50.559	2:32.678 (3)	70.00	0.280	16:10:48.557
5 -	<b>1:41.102</b>	51.296	<b>2:32.398 (1)</b>	<b>70.13</b>		<b>16:13:20.955</b>
6 -	1:41.731	51.665	2:33.396	69.67	0.998	16:15:54.351
7 -	1:43.253	51.688	2:34.941	68.98	2.543	16:18:29.292

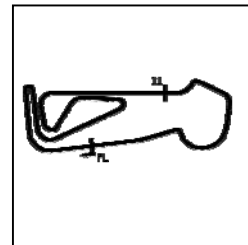
Weather / Track : Cloudy / Dry

Snetterton 300  
Circuit Length = 2.9689 miles  
Start: 16:00 Flag 16:16 End: 16:18

# BMCRC - MRO Championships 2019 - Rnd 8 @ Snetterton

## ACU Team Green Junior Cup & Senior 300

### RACE 16 - SECTOR ANALYSIS



SECTOR 1 = FL to I1, SECTOR 2 = I1 to FL, DIFF = Difference To Personal Best Lap, P = Crossed Finish Line in Pit Lane, D = Time Disallowed

P16		4 S		Duane SUTCH		NINJA 300 - Shawell Tuning and Racing Serv	
IDEAL LAP TIME : 2:31.881		BEST LAP TIME : 2:32.352		DIFFERENCE : 0.471			
LAP	SECTOR 1	SECTOR 2	LAP TIME	MPH	DIFF	TIME OF DAY	
1 -		51.238	2:39.449	67.03	7.097	16:03:10.381	
2 -	1:42.535	51.576	2:34.111	69.35	1.759	16:05:44.492	
3 -	1:42.586	51.390	2:33.976	69.41	1.624	16:08:18.468	
4 -	1:41.884	51.044	2:32.928 (3)	69.88	0.576	16:10:51.396	
5 -	1:41.922	51.561	2:33.483	69.63	1.131	16:13:24.879	
6 -	1:41.354	<b>50.998</b>	<b>2:32.352 (1)</b>	<b>70.15</b>		<b>16:15:57.231</b>	
7 -	<b>1:40.883</b>	51.573	2:32.456 (2)	70.10	0.104	16:18:29.687	

P17		12 J		Cameron CARR		NINJA 300 - Fairburn Heating Solutions	
IDEAL LAP TIME : 2:35.919		BEST LAP TIME : 2:35.919		DIFFERENCE : 0.000			
LAP	SECTOR 1	SECTOR 2	LAP TIME	MPH	DIFF	TIME OF DAY	
1 -		52.503	2:45.855	64.44	9.936	16:03:16.787	
2 -	1:46.324	52.490	2:38.814	67.29	2.895	16:05:55.601	
3 -	1:45.084	52.971	2:38.055 (2)	67.62	2.136	16:08:33.656	
4 -	<b>1:43.559</b>	<b>52.360</b>	<b>2:35.919 (1)</b>	<b>68.54</b>		<b>16:11:09.575</b>	
5 -	1:45.395	52.997	2:38.392 (3)	67.47	2.473	16:13:47.967	
6 -	1:46.174	54.816	2:40.990	66.38	5.071	16:16:28.957	

P18		71 S		Karie HENLY		NINJA 300 - Thomas Racing	
IDEAL LAP TIME : 2:38.633		BEST LAP TIME : 2:39.129		DIFFERENCE : 0.496			
LAP	SECTOR 1	SECTOR 2	LAP TIME	MPH	DIFF	TIME OF DAY	
1 -		<b>53.186</b>	2:48.192	63.54	9.063	16:03:19.124	
2 -	1:46.291	53.733	2:40.024 (3)	66.79	0.895	16:05:59.148	
3 -	1:45.698	53.778	2:39.476 (2)	67.02	0.347	16:08:38.624	
4 -	1:45.761	54.626	2:40.387	66.63	1.258	16:11:19.011	
5 -	1:45.451	53.678	<b>2:39.129 (1)</b>	<b>67.16</b>		<b>16:13:58.140</b>	
6 -	<b>1:45.447</b>	54.933	2:40.380	66.64	1.251	16:16:38.520	

P19		32 S		John MACKNESS		NINJA 300 - Salisbury Cleaners	
IDEAL LAP TIME : 2:41.191		BEST LAP TIME : 2:41.405		DIFFERENCE : 0.214			
LAP	SECTOR 1	SECTOR 2	LAP TIME	MPH	DIFF	TIME OF DAY	
1 -		54.811	2:51.976	62.14	10.571	16:03:22.908	
2 -	1:48.252	55.612	2:43.864	65.22	2.459	16:06:06.772	
3 -	1:49.607	54.981	2:44.588	64.93	3.183	16:08:51.360	
4 -	1:49.018	54.633	2:43.651 (3)	65.31	2.246	16:11:35.011	
5 -	1:48.666	<b>54.118</b>	2:42.784 (2)	65.65	1.379	16:14:17.795	
6 -	<b>1:47.073</b>	54.332	<b>2:41.405 (1)</b>	<b>66.21</b>		<b>16:16:59.200</b>	

P20		46 J		Ash BARNES		NINJA 400 - BARNEYRACING	
IDEAL LAP TIME : 2:14.476		BEST LAP TIME : 2:14.521		DIFFERENCE : 0.045			
LAP	SECTOR 1	SECTOR 2	LAP TIME	MPH	DIFF	TIME OF DAY	
1 -		44.997	2:20.215	76.22	5.694	16:02:51.147	
2 -	1:31.044	45.006	2:16.050	78.55	1.529	16:05:07.197	
3 -	1:30.324	<b>44.561</b>	2:14.885 (2)	79.23	0.364	16:07:22.082	
4 -	1:30.360	44.953	2:15.313	78.98	0.792	16:09:37.395	
5 -	1:30.355	44.887	2:15.242 (3)	79.02	0.721	16:11:52.637	
6 -	<b>1:29.915</b>	44.606	<b>2:14.521 (1)</b>	<b>79.45</b>		<b>16:14:07.158</b>	

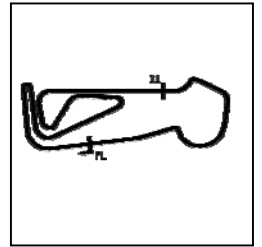
Weather / Track : Cloudy / Dry

Snetterton 300  
Circuit Length = 2.9689 miles  
Start: 16:00 Flag 16:16 End: 16:18

# BMCRC - MRO Championships 2019 - Rnd 8 @ Snetterton

## ACU Team Green Junior Cup & Senior 300

### RACE 16 - SECTOR ANALYSIS



SECTOR 1 = FL to I1, SECTOR 2 = I1 to FL, DIFF = Difference To Personal Best Lap, P = Crossed Finish Line in Pit Lane, D = Time Disallowed

P21 44 J		Elliot DUFTON		NINJA 300 - Dad and Held and Torfx		
IDEAL LAP TIME : 2:14.725		BEST LAP TIME : 2:14.760		DIFFERENCE : 0.035		
LAP	SECTOR 1	SECTOR 2	LAP TIME	MPH	DIFF	TIME OF DAY
1 -		45.179	2:20.660	75.98	5.900	16:02:51.592
2 -	1:30.949	44.732	2:15.681	78.77	0.921	16:05:07.273
3 -	1:30.221	<b>44.539</b>	<b>2:14.760 (1)</b>	<b>79.31</b>		<b>16:07:22.033</b>
4 -	1:30.668	44.846	2:15.514 (3)	78.87	0.754	16:09:37.547
5 -	1:30.824	44.838	2:15.662	78.78	0.902	16:11:53.209
6 -	<b>1:30.186</b>	44.932	2:15.118 (2)	79.10	0.358	16:14:08.327

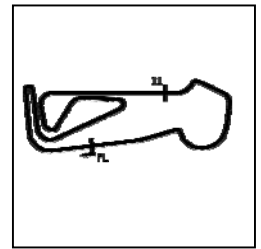
P22 99 J		Harry COOK		NINJA 300 - CRT		
IDEAL LAP TIME : 2:23.495		BEST LAP TIME : 2:23.988		DIFFERENCE : 0.493		
LAP	SECTOR 1	SECTOR 2	LAP TIME	MPH	DIFF	TIME OF DAY
1 -		48.105	2:32.073	70.28	8.085	16:03:03.005
2 -	1:37.380	51.011	2:28.391 (3)	72.02	4.403	16:05:31.396
3 -	1:36.533	<b>47.736</b>	2:24.269 (2)	74.08	0.281	16:07:55.665
4 -	<b>1:35.759</b>	48.229	<b>2:23.988 (1)</b>	<b>74.22</b>		<b>16:10:19.653</b>

P23 617 S		Tom SPALDING		NINJA 300 - Decky Contracts Ltd		
IDEAL LAP TIME : 2:26.108		BEST LAP TIME : 2:26.784		DIFFERENCE : 0.676		
LAP	SECTOR 1	SECTOR 2	LAP TIME	MPH	DIFF	TIME OF DAY
1 -		<b>48.051</b>	2:33.585	69.59	6.801	16:03:04.517
2 -	<b>1:38.057</b>	48.727	<b>2:26.784 (1)</b>	<b>72.81</b>		<b>16:05:31.301</b>

# BMCRC - MRO Championships 2019 - Rnd 8 @ Snetterton

## ACU Team Green Junior Cup & Senior 300

### RACE 16 - SECTOR ANALYSIS



SECTOR 1 = FL to I1, SECTOR 2 = I1 to FL, DIFF = Difference To Personal Best Lap, P = Crossed Finish Line in Pit Lane, D = Time Disallowed

P1		3 J		Lewis JONES		NINJA 300 - 151 s	
IDEAL LAP TIME : 2:14.485		BEST LAP TIME : 2:15.079		DIFFERENCE : 0.594			
LAP	SECTOR 1	SECTOR 2	LAP TIME	MPH	DIFF	TIME OF DAY	
1 -		45.284	2:20.832	75.89	5.753	16:02:51.764	
2 -	1:30.341	44.805	2:15.146 (3)	79.08	0.067	16:05:06.910	
3 -	1:30.838	<b>44.395</b>	2:15.233	79.03	0.154	16:07:22.143	
4 -	1:30.234	44.845	<b>2:15.079 (1)</b>	<b>79.12</b>		<b>16:09:37.222</b>	
5 -	1:30.368	45.501	2:15.869	78.66	0.790	16:11:53.091	
6 -	<b>1:30.090</b>	45.010	2:15.100 (2)	79.11	0.021	16:14:08.191	
7 -	1:30.382	46.530	2:16.912	78.06	1.833	16:16:25.103	

P2		55 J		Harrison DESOY		NINJA 400 - Eastern Garage Racing	
IDEAL LAP TIME : 2:14.752		BEST LAP TIME : 2:15.027		DIFFERENCE : 0.275			
LAP	SECTOR 1	SECTOR 2	LAP TIME	MPH	DIFF	TIME OF DAY	
1 -		45.434	2:20.591	76.02	5.564	16:02:51.523	
2 -	1:31.034	45.445	2:16.479	78.31	1.452	16:05:08.002	
3 -	1:30.392	<b>44.693</b>	2:15.085 (3)	79.12	0.058	16:07:23.087	
4 -	1:30.520	44.755	2:15.275	79.01	0.248	16:09:38.362	
5 -	1:30.117	44.910	<b>2:15.027 (1)</b>	<b>79.15</b>		<b>16:11:53.389</b>	
6 -	<b>1:30.059</b>	44.987	2:15.046 (2)	79.14	0.019	16:14:08.435	
7 -	1:30.389	48.528	2:18.917	76.93	3.890	16:16:27.352	

P3		42 J		Christopher JOHNSON		NINJA 400 -	
IDEAL LAP TIME : 2:14.313		BEST LAP TIME : 2:14.910		DIFFERENCE : 0.597			
LAP	SECTOR 1	SECTOR 2	LAP TIME	MPH	DIFF	TIME OF DAY	
1 -		45.688	2:21.407	75.58	6.497	16:02:52.339	
2 -	1:30.258	45.148	2:15.406 (3)	78.93	0.496	16:05:07.745	
3 -	<b>1:30.022</b>	44.929	2:14.951 (2)	79.19	0.041	16:07:22.696	
4 -	1:30.619	<b>44.291</b>	<b>2:14.910 (1)</b>	<b>79.22</b>		<b>16:09:37.606</b>	
5 -	1:31.220	45.978	2:17.198	77.90	2.288	16:11:54.804	
6 -	1:31.517	45.351	2:16.868	78.09	1.958	16:14:11.672	
7 -	1:31.246	46.135	2:17.381	77.79	2.471	16:16:29.053	

P4		171 J		Cameron BROWN		NINJA 300 -	
IDEAL LAP TIME : 2:17.519		BEST LAP TIME : 2:17.671		DIFFERENCE : 0.152			
LAP	SECTOR 1	SECTOR 2	LAP TIME	MPH	DIFF	TIME OF DAY	
1 -		45.941	2:25.287	73.56	7.616	16:02:56.219	
2 -	1:33.084	45.543	2:18.627	77.09	0.956	16:05:14.846	
3 -	1:32.669	<b>45.006</b>	2:17.675 (2)	77.63	0.004	16:07:32.521	
4 -	1:32.627	45.434	2:18.061 (3)	77.41	0.390	16:09:50.582	
5 -	1:32.792	45.432	2:18.224	77.32	0.553	16:12:08.806	
6 -	<b>1:32.513</b>	45.158	<b>2:17.671 (1)</b>	<b>77.63</b>		<b>16:14:26.477</b>	
7 -	1:32.609	46.080	2:18.689	77.06	1.018	16:16:45.166	

P5		6 S		Martin COOPER		NINJA 300 -	
IDEAL LAP TIME : 2:18.291		BEST LAP TIME : 2:18.291		DIFFERENCE : 0.000			
LAP	SECTOR 1	SECTOR 2	LAP TIME	MPH	DIFF	TIME OF DAY	
1 -		45.745	2:24.964	73.72	6.673	16:02:55.896	
2 -	1:33.995	45.749	2:19.744	76.48	1.453	16:05:15.640	
3 -	<b>1:32.549</b>	<b>45.742</b>	<b>2:18.291 (1)</b>	<b>77.28</b>		<b>16:07:33.931</b>	
4 -	1:32.884	46.327	2:19.211 (3)	76.77	0.920	16:09:53.142	
5 -	1:33.158	46.018	2:19.176 (2)	76.79	0.885	16:12:12.318	
6 -	1:33.212	46.178	2:19.390	76.67	1.099	16:14:31.708	
7 -	1:33.164	47.127	2:20.291	76.18	2.000	16:16:51.999	

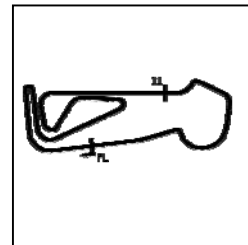
Weather / Track : Cloudy / Dry

Snetterton 300  
 Circuit Length = 2.9689 miles  
 Start: 16:00 Flag 16:16 End: 16:18

# BMCRC - MRO Championships 2019 - Rnd 8 @ Snetterton

## ACU Team Green Junior Cup & Senior 300

### RACE 16 - SECTOR ANALYSIS



SECTOR 1 = FL to I1, SECTOR 2 = I1 to FL, DIFF = Difference To Personal Best Lap, P = Crossed Finish Line in Pit Lane, D = Time Disallowed

P6 43 S Colin HALL		NINJA 300 - simply saab				
IDEAL LAP TIME : 2:22.572		BEST LAP TIME : 2:22.833		DIFFERENCE : 0.261		
LAP	SECTOR 1	SECTOR 2	LAP TIME	MPH	DIFF	TIME OF DAY
1 -		47.935	2:31.739	70.43	8.906	16:03:02.671
2 -	1:36.883	<b>47.623</b>	2:24.506	73.96	1.673	16:05:27.177
3 -	1:35.541	47.709	2:23.250 (2)	74.61	0.417	16:07:50.427
4 -	1:35.409	48.278	2:23.687	74.38	0.854	16:10:14.114
5 -	1:35.247	48.106	2:23.353 (3)	74.55	0.520	16:12:37.467
6 -	<b>1:34.949</b>	47.884	<b>2:22.833 (1)</b>	<b>74.82</b>		<b>16:15:00.300</b>
7 -	1:36.620	49.278	2:25.898	73.25	3.065	16:17:26.198

P7 24 S Darren STOLTON		NINJA 300 -				
IDEAL LAP TIME : 2:22.770		BEST LAP TIME : 2:22.770		DIFFERENCE : 0.000		
LAP	SECTOR 1	SECTOR 2	LAP TIME	MPH	DIFF	TIME OF DAY
1 -		47.895	2:30.373	71.07	7.603	16:03:01.305
2 -	1:36.295	48.176	2:24.471	73.98	1.701	16:05:25.776
3 -	1:36.985	48.068	2:25.053	73.68	2.283	16:07:50.829
4 -	1:35.718	47.653	2:23.371 (2)	74.54	0.601	16:10:14.200
5 -	1:35.598	47.828	2:23.426 (3)	74.51	0.656	16:12:37.626
6 -	<b>1:35.155</b>	<b>47.615</b>	<b>2:22.770 (1)</b>	<b>74.86</b>		<b>16:15:00.396</b>
7 -	1:36.079	49.853	2:25.932	73.24	3.162	16:17:26.328

P8 65 S Konrad BREESE		NINJA 300 - STIHL Racing				
IDEAL LAP TIME : 2:22.970		BEST LAP TIME : 2:23.574		DIFFERENCE : 0.604		
LAP	SECTOR 1	SECTOR 2	LAP TIME	MPH	DIFF	TIME OF DAY
1 -		47.789	2:31.034	70.76	7.460	16:03:01.966
2 -	1:37.931	48.055	2:25.986	73.21	2.412	16:05:27.952
3 -	1:36.355	47.650	2:24.005 (2)	74.22	0.431	16:07:51.957
4 -	1:37.241	<b>47.338</b>	2:24.579	73.92	1.005	16:10:16.536
5 -	1:36.585	47.862	2:24.447	73.99	0.873	16:12:40.983
6 -	1:36.572	47.440	2:24.012 (3)	74.21	0.438	16:15:04.995
7 -	<b>1:35.632</b>	47.942	<b>2:23.574 (1)</b>	<b>74.44</b>		<b>16:17:28.569</b>

P9 16 J Harry COOPER		NINJA 300 -				
IDEAL LAP TIME : 2:23.327		BEST LAP TIME : 2:23.389		DIFFERENCE : 0.062		
LAP	SECTOR 1	SECTOR 2	LAP TIME	MPH	DIFF	TIME OF DAY
1 -		47.755	2:32.404	70.12	9.015	16:03:03.336
2 -	1:36.823	48.140	2:24.963	73.72	1.574	16:05:28.299
3 -	1:36.392	47.898	2:24.290 (3)	74.07	0.901	16:07:52.589
4 -	1:36.935	47.466	2:24.401	74.01	1.012	16:10:16.990
5 -	<b>1:36.342</b>	47.646	2:23.988 (2)	74.22	0.599	16:12:40.978
6 -	1:36.404	<b>46.985</b>	<b>2:23.389 (1)</b>	<b>74.53</b>		<b>16:15:04.367</b>
7 -	1:36.397	48.508	2:24.905	73.75	1.516	16:17:29.272

P10 77 J Joe WHITE		NINJA 300 - Just In Graphics / MZ Contracts				
IDEAL LAP TIME : 2:22.537		BEST LAP TIME : 2:23.563		DIFFERENCE : 1.026		
LAP	SECTOR 1	SECTOR 2	LAP TIME	MPH	DIFF	TIME OF DAY
1 -		<b>47.441</b>	2:31.010	70.77	7.447	16:03:01.942
2 -	1:38.186	47.921	2:26.107	73.15	2.544	16:05:28.049
3 -	1:36.939	47.573	2:24.512	73.95	0.949	16:07:52.561
4 -	1:37.344	47.916	2:25.260	73.57	1.697	16:10:17.821
5 -	1:36.004	47.960	2:23.964 (2)	74.24	0.401	16:12:41.785
6 -	1:36.521	47.911	2:24.432 (3)	74.00	0.869	16:15:06.217
7 -	<b>1:35.096</b>	48.467	<b>2:23.563 (1)</b>	<b>74.44</b>		<b>16:17:29.780</b>

Weather / Track : Cloudy / Dry

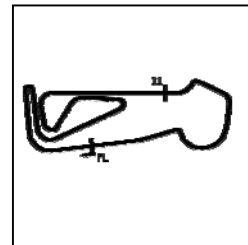
Snetterton 300  
Circuit Length = 2.9689 miles  
Start: 16:00 Flag 16:16 End: 16:18



# BMCRC - MRO Championships 2019 - Rnd 8 @ Snetterton

## ACU Team Green Junior Cup & Senior 300

### RACE 16 - SECTOR ANALYSIS



SECTOR 1 = FL to I1, SECTOR 2 = I1 to FL, DIFF = Difference To Personal Best Lap, P = Crossed Finish Line in Pit Lane, D = Time Disallowed

P11 88 S		David COURT		NINJA 300 -		
IDEAL LAP TIME : 2:24.430		BEST LAP TIME : 2:24.556		DIFFERENCE : 0.126		
LAP	SECTOR 1	SECTOR 2	LAP TIME	MPH	DIFF	TIME OF DAY
1 -		49.022	2:33.119	69.80	8.563	16:03:04.051
2 -	1:36.932	49.283	2:26.215	73.09	1.659	16:05:30.266
3 -	1:36.747	<b>48.021</b>	2:24.768 (2)	73.82	0.212	16:07:55.034
4 -	<b>1:36.409</b>	48.147	<b>2:24.556 (1)</b>	<b>73.93</b>		<b>16:10:19.590</b>
5 -	1:37.653	48.693	2:26.346	73.03	1.790	16:12:45.936
6 -	1:37.302	48.345	2:25.647 (3)	73.38	1.091	16:15:11.583
7 -	1:37.426	49.645	2:27.071	72.67	2.515	16:17:38.654

P12 0 S		Mark SMITH		NINJA 400 - MHP EXHAUST'S		
IDEAL LAP TIME : 2:26.402		BEST LAP TIME : 2:26.809		DIFFERENCE : 0.407		
LAP	SECTOR 1	SECTOR 2	LAP TIME	MPH	DIFF	TIME OF DAY
1 -		<b>48.482</b>	2:33.933	69.43	7.124	16:03:04.865
2 -	1:38.243	49.253	2:27.496 (2)	72.46	0.687	16:05:32.361
3 -	<b>1:37.920</b>	48.889	<b>2:26.809 (1)</b>	<b>72.80</b>		<b>16:07:59.170</b>
4 -	1:38.792	48.939	2:27.731 (3)	72.34	0.922	16:10:26.901
5 -	1:40.034	49.608	2:29.642	71.42	2.833	16:12:56.543
6 -	1:38.846	48.992	2:27.838	72.29	1.029	16:15:24.381
7 -	1:39.578	49.659	2:29.237	71.61	2.428	16:17:53.618

P13 48 S		Kevin SABBARTON		NINJA 300 - Karen Castle Opticians		
IDEAL LAP TIME : 2:28.115		BEST LAP TIME : 2:28.201		DIFFERENCE : 0.086		
LAP	SECTOR 1	SECTOR 2	LAP TIME	MPH	DIFF	TIME OF DAY
1 -		49.950	2:37.579	67.82	9.378	16:03:08.511
2 -	1:40.806	50.135	2:30.941	70.80	2.740	16:05:39.452
3 -	1:39.674	49.732	2:29.406	71.53	1.205	16:08:08.858
4 -	1:39.049	49.909	2:28.958 (3)	71.75	0.757	16:10:37.816
5 -	1:39.334	49.682	2:29.016	71.72	0.815	16:13:06.832
6 -	1:38.947	<b>49.299</b>	2:28.246 (2)	72.09	0.045	16:15:35.078
7 -	<b>1:38.816</b>	49.385	<b>2:28.201 (1)</b>	<b>72.11</b>		<b>16:18:03.279</b>

P14 74 J		Finn SMART-WEEDEN		NINJA 300 -		
IDEAL LAP TIME : 2:29.610		BEST LAP TIME : 2:30.387		DIFFERENCE : 0.777		
LAP	SECTOR 1	SECTOR 2	LAP TIME	MPH	DIFF	TIME OF DAY
1 -		49.836	2:39.981	66.80	9.594	16:03:10.913
2 -	1:42.839	50.231	2:33.070	69.82	2.683	16:05:43.983
3 -	1:41.400	<b>49.587</b>	2:30.987	70.78	0.600	16:08:14.970
4 -	1:41.636	50.299	2:31.935	70.34	1.548	16:10:46.905
5 -	1:40.158	50.229	<b>2:30.387 (1)</b>	<b>71.07</b>		<b>16:13:17.292</b>
6 -	1:40.635	50.239	2:30.874 (3)	70.84	0.487	16:15:48.166
7 -	<b>1:40.023</b>	50.791	2:30.814 (2)	70.86	0.427	16:18:18.980

P15 15 J		Ruari BURNETT		NINJA 300 -		
IDEAL LAP TIME : 2:31.456		BEST LAP TIME : 2:32.398		DIFFERENCE : 0.942		
LAP	SECTOR 1	SECTOR 2	LAP TIME	MPH	DIFF	TIME OF DAY
1 -		<b>50.354</b>	2:39.179	67.14	6.781	16:03:10.111
2 -	1:41.694	50.850	2:32.544 (2)	70.06	0.146	16:05:42.655
3 -	1:42.839	50.385	2:33.224	69.75	0.826	16:08:15.879
4 -	1:42.119	50.559	2:32.678 (3)	70.00	0.280	16:10:48.557
5 -	<b>1:41.102</b>	51.296	<b>2:32.398 (1)</b>	<b>70.13</b>		<b>16:13:20.955</b>
6 -	1:41.731	51.665	2:33.396	69.67	0.998	16:15:54.351
7 -	1:43.253	51.688	2:34.941	68.98	2.543	16:18:29.292

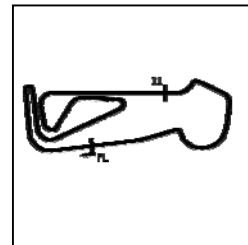
Weather / Track : Cloudy / Dry

Snetterton 300  
Circuit Length = 2.9689 miles  
Start: 16:00 Flag 16:16 End: 16:18

# BMCRC - MRO Championships 2019 - Rnd 8 @ Snetterton

## ACU Team Green Junior Cup & Senior 300

### RACE 16 - SECTOR ANALYSIS



SECTOR 1 = FL to I1, SECTOR 2 = I1 to FL, DIFF = Difference To Personal Best Lap, P = Crossed Finish Line in Pit Lane, D = Time Disallowed

P16		4 S		Duane SUTCH		NINJA 300 - Shawell Tuning and Racing Serv	
IDEAL LAP TIME : 2:31.881		BEST LAP TIME : 2:32.352		DIFFERENCE : 0.471			
LAP	SECTOR 1	SECTOR 2	LAP TIME	MPH	DIFF	TIME OF DAY	
1 -		51.238	2:39.449	67.03	7.097	16:03:10.381	
2 -	1:42.535	51.576	2:34.111	69.35	1.759	16:05:44.492	
3 -	1:42.586	51.390	2:33.976	69.41	1.624	16:08:18.468	
4 -	1:41.884	51.044	2:32.928 (3)	69.88	0.576	16:10:51.396	
5 -	1:41.922	51.561	2:33.483	69.63	1.131	16:13:24.879	
6 -	1:41.354	<b>50.998</b>	<b>2:32.352 (1)</b>	<b>70.15</b>		<b>16:15:57.231</b>	
7 -	<b>1:40.883</b>	51.573	2:32.456 (2)	70.10	0.104	16:18:29.687	

P17		12 J		Cameron CARR		NINJA 300 - Fairburn Heating Solutions	
IDEAL LAP TIME : 2:35.919		BEST LAP TIME : 2:35.919		DIFFERENCE : 0.000			
LAP	SECTOR 1	SECTOR 2	LAP TIME	MPH	DIFF	TIME OF DAY	
1 -		52.503	2:45.855	64.44	9.936	16:03:16.787	
2 -	1:46.324	52.490	2:38.814	67.29	2.895	16:05:55.601	
3 -	1:45.084	52.971	2:38.055 (2)	67.62	2.136	16:08:33.656	
4 -	<b>1:43.559</b>	<b>52.360</b>	<b>2:35.919 (1)</b>	<b>68.54</b>		<b>16:11:09.575</b>	
5 -	1:45.395	52.997	2:38.392 (3)	67.47	2.473	16:13:47.967	
6 -	1:46.174	54.816	2:40.990	66.38	5.071	16:16:28.957	

P18		71 S		Karie HENLY		NINJA 300 - Thomas Racing	
IDEAL LAP TIME : 2:38.633		BEST LAP TIME : 2:39.129		DIFFERENCE : 0.496			
LAP	SECTOR 1	SECTOR 2	LAP TIME	MPH	DIFF	TIME OF DAY	
1 -		<b>53.186</b>	2:48.192	63.54	9.063	16:03:19.124	
2 -	1:46.291	53.733	2:40.024 (3)	66.79	0.895	16:05:59.148	
3 -	1:45.698	53.778	2:39.476 (2)	67.02	0.347	16:08:38.624	
4 -	1:45.761	54.626	2:40.387	66.63	1.258	16:11:19.011	
5 -	1:45.451	53.678	<b>2:39.129 (1)</b>	<b>67.16</b>		<b>16:13:58.140</b>	
6 -	<b>1:45.447</b>	54.933	2:40.380	66.64	1.251	16:16:38.520	

P19		32 S		John MACKNESS		NINJA 300 - Salisbury Cleaners	
IDEAL LAP TIME : 2:41.191		BEST LAP TIME : 2:41.405		DIFFERENCE : 0.214			
LAP	SECTOR 1	SECTOR 2	LAP TIME	MPH	DIFF	TIME OF DAY	
1 -		54.811	2:51.976	62.14	10.571	16:03:22.908	
2 -	1:48.252	55.612	2:43.864	65.22	2.459	16:06:06.772	
3 -	1:49.607	54.981	2:44.588	64.93	3.183	16:08:51.360	
4 -	1:49.018	54.633	2:43.651 (3)	65.31	2.246	16:11:35.011	
5 -	1:48.666	<b>54.118</b>	2:42.784 (2)	65.65	1.379	16:14:17.795	
6 -	<b>1:47.073</b>	54.332	<b>2:41.405 (1)</b>	<b>66.21</b>		<b>16:16:59.200</b>	

P20		46 J		Ash BARNES		NINJA 400 - BARNEYRACING	
IDEAL LAP TIME : 2:14.476		BEST LAP TIME : 2:14.521		DIFFERENCE : 0.045			
LAP	SECTOR 1	SECTOR 2	LAP TIME	MPH	DIFF	TIME OF DAY	
1 -		44.997	2:20.215	76.22	5.694	16:02:51.147	
2 -	1:31.044	45.006	2:16.050	78.55	1.529	16:05:07.197	
3 -	1:30.324	<b>44.561</b>	2:14.885 (2)	79.23	0.364	16:07:22.082	
4 -	1:30.360	44.953	2:15.313	78.98	0.792	16:09:37.395	
5 -	1:30.355	44.887	2:15.242 (3)	79.02	0.721	16:11:52.637	
6 -	<b>1:29.915</b>	44.606	<b>2:14.521 (1)</b>	<b>79.45</b>		<b>16:14:07.158</b>	

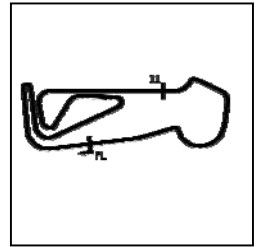
Weather / Track : Cloudy / Dry

Snetterton 300  
Circuit Length = 2.9689 miles  
Start: 16:00 Flag 16:16 End: 16:18

# BMCRC - MRO Championships 2019 - Rnd 8 @ Snetterton

## ACU Team Green Junior Cup & Senior 300

### RACE 16 - SECTOR ANALYSIS



SECTOR 1 = FL to I1, SECTOR 2 = I1 to FL, DIFF = Difference To Personal Best Lap, P = Crossed Finish Line in Pit Lane, D = Time Disallowed

P21 44 J		Elliot DUFTON		NINJA 300 - Dad and Held and Torfx		
IDEAL LAP TIME : 2:14.725		BEST LAP TIME : 2:14.760		DIFFERENCE : 0.035		
LAP	SECTOR 1	SECTOR 2	LAP TIME	MPH	DIFF	TIME OF DAY
1 -		45.179	2:20.660	75.98	5.900	16:02:51.592
2 -	1:30.949	44.732	2:15.681	78.77	0.921	16:05:07.273
3 -	1:30.221	<b>44.539</b>	<b>2:14.760 (1)</b>	<b>79.31</b>		<b>16:07:22.033</b>
4 -	1:30.668	44.846	2:15.514 (3)	78.87	0.754	16:09:37.547
5 -	1:30.824	44.838	2:15.662	78.78	0.902	16:11:53.209
6 -	<b>1:30.186</b>	44.932	2:15.118 (2)	79.10	0.358	16:14:08.327

P22 99 J		Harry COOK		NINJA 300 - CRT		
IDEAL LAP TIME : 2:23.495		BEST LAP TIME : 2:23.988		DIFFERENCE : 0.493		
LAP	SECTOR 1	SECTOR 2	LAP TIME	MPH	DIFF	TIME OF DAY
1 -		48.105	2:32.073	70.28	8.085	16:03:03.005
2 -	1:37.380	51.011	2:28.391 (3)	72.02	4.403	16:05:31.396
3 -	1:36.533	<b>47.736</b>	2:24.269 (2)	74.08	0.281	16:07:55.665
4 -	<b>1:35.759</b>	48.229	<b>2:23.988 (1)</b>	<b>74.22</b>		<b>16:10:19.653</b>

P23 617 S		Tom SPALDING		NINJA 300 - Decky Contracts Ltd		
IDEAL LAP TIME : 2:26.108		BEST LAP TIME : 2:26.784		DIFFERENCE : 0.676		
LAP	SECTOR 1	SECTOR 2	LAP TIME	MPH	DIFF	TIME OF DAY
1 -		<b>48.051</b>	2:33.585	69.59	6.801	16:03:04.517
2 -	<b>1:38.057</b>	48.727	<b>2:26.784 (1)</b>	<b>72.81</b>		<b>16:05:31.301</b>

# BMCRC - MRO Championships 2019 - Rnd 8 @ Snetterton

## ACU Team Green Junior Cup & Senior 300

### RACE 16 - BEST SECTORS

SECTOR 1			SECTOR 2			IDEAL / BEST COMPARISON						
POS	NO	NAME	TIME	NO	NAME	TIME	POS	NO	NAME	IDEAL	BEST	DIFF
									<b>PERFECT LAP</b>	<b>2:14.206</b>		
1	46	BARNES	<b>1:29.915</b>	42	JOHNSON	<b>44.291</b>	1	42	JOHNSON	2:14.313	2:14.910	0.597
2	42	JOHNSON	<b>1:30.022</b>	3	JONES	<b>44.395</b>	2	46	BARNES	2:14.476	2:14.521	0.045
3	55	DESSOY	<b>1:30.059</b>	44	DUFTON	<b>44.539</b>	3	3	JONES	2:14.485	2:15.079	0.594
4	3	JONES	<b>1:30.090</b>	46	BARNES	<b>44.561</b>	4	44	DUFTON	2:14.725	2:14.760	0.035
5	44	DUFTON	<b>1:30.186</b>	55	DESSOY	<b>44.693</b>	5	55	DESSOY	2:14.752	2:15.027	0.275
6	171	BROWN	<b>1:32.513</b>	171	BROWN	<b>45.006</b>	6	171	BROWN	2:17.519	2:17.671	0.152
7	6	COOPER	<b>1:32.549</b>	6	COOPER	<b>45.742</b>	7	6	COOPER	2:18.291	2:18.291	0.000
8	43	HALL	<b>1:34.949</b>	16	COOPER	<b>46.985</b>	8	77	WHITE	2:22.537	2:23.563	1.026
9	77	WHITE	<b>1:35.096</b>	65	BREESE	<b>47.338</b>	9	43	HALL	2:22.572	2:22.833	0.261
10	24	STOLTON	<b>1:35.155</b>	77	WHITE	<b>47.441</b>	10	24	STOLTON	2:22.770	2:22.770	0.000
11	65	BREESE	<b>1:35.632</b>	24	STOLTON	<b>47.615</b>	11	65	BREESE	2:22.970	2:23.574	0.604
12	99	COOK	<b>1:35.759</b>	43	HALL	<b>47.623</b>	12	16	COOPER	2:23.327	2:23.389	0.062
13	16	COOPER	<b>1:36.342</b>	99	COOK	<b>47.736</b>	13	99	COOK	2:23.495	2:23.988	0.493
14	88	COURT	<b>1:36.409</b>	88	COURT	<b>48.021</b>	14	88	COURT	2:24.430	2:24.556	0.126
15	0	SMITH	<b>1:37.920</b>	617	SPALDING	<b>48.051</b>	15	617	SPALDING	2:26.108	2:26.784	0.676
16	617	SPALDING	<b>1:38.057</b>	0	SMITH	<b>48.482</b>	16	0	SMITH	2:26.402	2:26.809	0.407
17	48	SABBARTON	<b>1:38.816</b>	48	SABBARTON	<b>49.299</b>	17	48	SABBARTON	2:28.115	2:28.201	0.086
18	74	SMART-WEEDEN	<b>1:40.023</b>	74	SMART-WEEDEN	<b>49.587</b>	18	74	SMART-WEEDEN	2:29.610	2:30.387	0.777
19	4	SUTCH	<b>1:40.883</b>	15	BURNETT	<b>50.354</b>	19	15	BURNETT	2:31.456	2:32.398	0.942
20	15	BURNETT	<b>1:41.102</b>	4	SUTCH	<b>50.998</b>	20	4	SUTCH	2:31.881	2:32.352	0.471
21	12	CARR	<b>1:43.559</b>	12	CARR	<b>52.360</b>	21	12	CARR	2:35.919	2:35.919	0.000
22	71	HENLY	<b>1:45.447</b>	71	HENLY	<b>53.186</b>	22	71	HENLY	2:38.633	2:39.129	0.496
23	32	MACKNESS	<b>1:47.073</b>	32	MACKNESS	<b>54.118</b>	23	32	MACKNESS	2:41.191	2:41.405	0.214
24												

Weather / Track : Cloudy / Dry

Results can be found at [www.tsl-timing.com](http://www.tsl-timing.com)

Snetterton 300

Circuit Length = 2.9689 miles

Start: 16:00 Flag 16:16 End: 16:18

Printed - 16:19 Sunday, 15 September 2019

BMCRC-MRO Championships 2019



**RACEBUYKZ.COM**

**REACTIVE PARTS MRO POWERBIKES  
inc RACEBUKZ.COM CLUBMAN 1000**

**Snetterton 300 Circuit**

**14<sup>th</sup> / 15<sup>th</sup> September 2019**



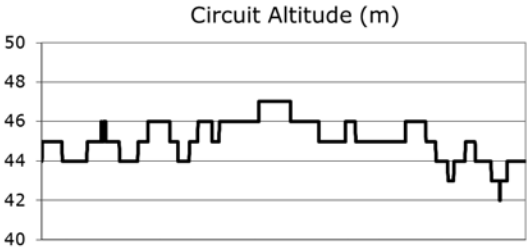
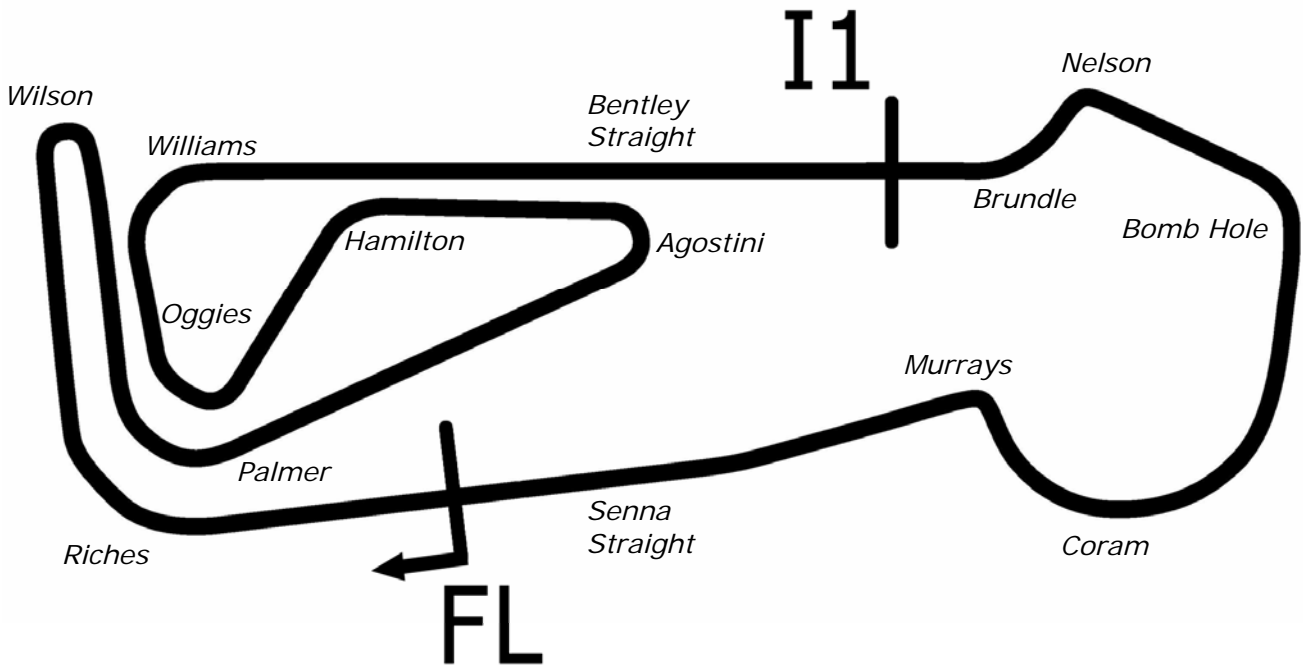
Results Provided by Timing Solutions Ltd  
[www.tsl-timing.com](http://www.tsl-timing.com)

# Snetterton 300



SPORTS TIMING

TIMING SOLUTIONS LTD



Length	2.9689 miles	4778.0 m	
FL		52.46340 N	0.94476 E
I1	3198m	52.46617 N	0.94964 E
Pit Entry	4572m	52.46364 N	0.94774 E
Pit Exit	40m after FL	52.46338 N	0.94420 E
Pit Entry–Pit Exit 246m, 14.7s @60kph, 11.0s @80kph			

All results available at [www.tsl-timing.com](http://www.tsl-timing.com)

## BMCRC - MRO Championships 2019 - Rnd 8 @ Snetterton

Reactive Parts MRO Powerbikes inc Racebuykz.com MRO Clubman 1000



### QUALIFYING - CLASSIFICATION

POS	NO	CL	PIC NAME	ENTRY	TIME	ON	LAPS	GAP	DIFF	MPH
1	72		1 Michael O'BRIEN	Yamaha -	1:53.612	4	6			94.07
2	212		2 Olly SAVAGE	Yamaha -	1:54.961	8	9	1.349	1.349	92.97
3	992		3 Josh WOOD	Kawasaki - murlec	1:55.717	6	8	2.105	0.756	92.36
4	62		4 Kevin SILVAIN	Yamaha - KSAUTOS / Croucher Needham	1:55.827	9	9	2.215	0.110	92.27
5	29	C	1 Mark BRIDGER	Yamaha - Moremoto	1:55.977	4	4	2.365	0.150	92.15
6	44		5 Nicky WILSON	Suzuki - Demon GP/Haslemere Motorcycles	1:56.547	3	9	2.935	0.570	91.70
7	16	C	2 Glenn WALSH	BMW - Walters Medical	1:57.064	7	7	3.452	0.517	91.30
8	17		6 Philip BAKER	BMW - J10 electrical massive thanks to David Smith	1:57.277	9	9	3.665	0.213	91.13
9	60		7 Peter BAKER	Kawasaki - Dodfrey Engineering	1:57.408	3	8	3.796	0.131	91.03
10	39	C	3 Max MORGAN	Kawasaki - MSS PERFORMANCE	1:57.585	5	8	3.973	0.177	90.89
11	4		8 Darren WNUKOSKI	Yamaha - MCT SUSPENSION	1:57.934	4	6	4.322	0.349	90.62
12	98		9 Rick DICKINSON	BMW - MotorcycleRaceParts.co.uk	1:58.675	3	5	5.063	0.741	90.06
13	15		10 Mariusz SIEMIENIUK-JUZWIUK	BMW - BELMONT AUTO SERVICE	1:58.720	5	7	5.108	0.045	90.02
14	9	C	4 Luke DIXON	BMW -	1:58.813	6	10	5.201	0.093	89.95
15	272	C	5 Daniel JOHNSON	BMW -	1:59.079	8	9	5.467	0.266	89.75
16	8		11 John COUGHLAN	Aprilia - BIKERSWORLD	1:59.376	7	7	5.764	0.297	89.53
17	76		12 Jason BYARD	Suzuki - May Construction	1:59.663	3	6	6.051	0.287	89.31
18	40		13 Aiden PATMORE	Kawasaki - TBR Performance/NW Roofing	1:59.965	7	7	6.353	0.302	89.09
19	24		14 Alan SMITH	Kawasaki - Orwells Mcs	2:00.283	5	7	6.671	0.318	88.85
20	81		15 Luke REYNOLDS	Aprilia - mototechniks	2:01.353	4	5	7.741	1.070	88.07
21	35	C	6 Robert CRESSWELL	Kawasaki - ODDJOBROB Racing	2:01.620	5	6	8.008	0.267	87.88
22	57		16 Mike SMITH	Kawasaki - Smiffs Garage	2:02.139	5	9	8.527	0.519	87.50
23	258		17 Ande FRIEND	Kawasaki - Flying colours Motorcycle Training	2:02.153	8	8	8.541	0.014	87.49
24	36		18 Joe BALDRY	BMW - Chilton Motors	2:02.207	6	9	8.595	0.054	87.45
25	84	C	7 Tunc GUNERGUN	Aprilia -	2:02.242	9	9	8.630	0.035	87.43
26	333	C	8 Andrew HOUGHTON	Yamaha - Yamaha UK	2:02.371	7	9	8.759	0.129	87.34
27	12		19 David COMBRINCK	Kawasaki -	2:02.721	9	9	9.109	0.350	87.09
28	83	C	9 Jason SIGGS	Yamaha - J Siggs Construction	2:02.746	5	7	9.134	0.025	87.07
29	50	C	10 Dan WELFORD	Suzuki - SEG Sussex Electric Gates/ Vistec systems	2:03.985	3	5	10.373	1.239	86.20
30	116		20 Matthew WREN	Suzuki - TBR performance	2:04.427	6	8	10.815	0.442	85.89
31	1		21 Barry CHAMBERLAIN	Suzuki - Airsys.co.uk	2:05.515	3	3	11.903	1.088	85.15
32	32		22 Martin MORRIS	Kawasaki - Morris Racing, Obsession Engineering	2:05.660	8	8	12.048	0.145	85.05
33	277	C	11 Adrian AVERRE	Yamaha - Ryders Alley Racing	2:06.580	2	3	12.968	0.920	84.43
34	646	C	12 Sukhminder RAI	Yamaha - Asian Sensation	2:07.505	3	5	13.893	0.925	83.82
35	34	C	13 Jeremy NICHOLSON	Yamaha - Freshwater Estates	2:12.079	1	1	18.467	4.574	80.92
36	839	C	14 Nick CRONIN	Ducati - Kite Motorcycles	2:22.386	3	6	28.774	10.307	75.06

Snetterton 300  
 Circuit Length = 2.9689 miles  
 Start: 09:48 Flag 10:07 End: 10:09

Weather / Track : Bright / Dry

These results are provisional until the conclusion of any judicial and technical matters.

Clerk Of Course :	Steward :	Timekeeper :
-------------------	-----------	--------------

Results can be found at [www.tsl-timing.com](http://www.tsl-timing.com)

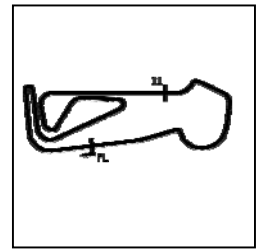
Printed - 10:10 Saturday, 14 September 2019



# BMCRC - MRO Championships 2019 - Rnd 8 @ Snetterton

Reactive Parts MRO Powerbikes inc Racebuykz.com MRO Clubman 1000

## QUALIFYING - SECTOR ANALYSIS



SECTOR 1 = FL to I1, SECTOR 2 = I1 to FL, DIFF = Difference To Personal Best Lap, P = Crossed Finish Line in Pit Lane, D = Time Disallowed

P1 72		Michael O'BRIEN		Yamaha -		
IDEAL LAP TIME : 1:53.612		BEST LAP TIME : 1:53.612		DIFFERENCE : 0.000		
LAP	SECTOR 1	SECTOR 2	LAP TIME	MPH	DIFF	TIME OF DAY
1 -	1:33.980	41.538	2:15.518	78.86	21.906	09:51:40.896
2 -	1:18.195	38.522	1:56.717 (3)	91.57	3.105	09:53:37.613
3 -	1:38.407	39.072	2:17.479	77.74	23.867	09:55:55.092
4 -	<b>1:15.553</b>	<b>38.059</b>	<b>1:53.612 (1)</b>	<b>94.07</b>		<b>09:57:48.704</b>
5 -	1:22.084	48.808	2:10.892	81.65	17.280	09:59:59.596
6 -	1:17.599	38.842	1:56.441 (2)	91.78	2.829	10:01:56.037

P2 212		Oilly SAVAGE		Yamaha -		
IDEAL LAP TIME : 1:54.948		BEST LAP TIME : 1:54.961		DIFFERENCE : 0.013		
LAP	SECTOR 1	SECTOR 2	LAP TIME	MPH	DIFF	TIME OF DAY
1 -	1:26.555	41.231	2:07.786	83.64	12.825	09:51:51.144
2 -	1:22.050	40.037	2:02.087	87.54	7.126	09:53:53.231
3 -	1:18.428	39.388	1:57.816	90.71	2.855	09:55:51.047
4 -	1:18.137	39.278	1:57.415 (3)	91.02	2.454	09:57:48.462
5 -	1:22.636	43.206	2:05.842	84.93	10.881	09:59:54.304
6 -	1:19.238	IN PIT	2:44.563 P	64.94	49.602	10:02:38.867
7 -	OUTLAP	39.471	2:02.940	86.93	7.979	10:04:41.807
8 -	<b>1:16.513</b>	38.448	<b>1:54.961 (1)</b>	<b>92.97</b>		<b>10:06:36.768</b>
9 -	1:17.000	<b>38.435</b>	1:55.435 (2)	92.58	0.474	10:08:32.203

P3 992		Josh WOOD		Kawasaki - murlec		
IDEAL LAP TIME : 1:55.717		BEST LAP TIME : 1:55.717		DIFFERENCE : 0.000		
LAP	SECTOR 1	SECTOR 2	LAP TIME	MPH	DIFF	TIME OF DAY
1 -	OUTLAP	41.721	2:12.507	80.66	16.790	09:52:04.061
2 -	1:20.850	39.859	2:00.709	88.54	4.992	09:54:04.770
3 -	1:18.801	IN PIT	3:40.035 P	48.57	1:44.318	09:57:44.805
4 -	OUTLAP	40.850	2:07.951	83.53	12.234	09:59:52.756
5 -	1:17.779	39.780	1:57.559 (3)	90.91	1.842	10:01:50.315
6 -	<b>1:16.812</b>	<b>38.905</b>	<b>1:55.717 (1)</b>	<b>92.36</b>		<b>10:03:46.032</b>
7 -	1:20.376	39.247	1:59.623	89.34	3.906	10:05:45.655
8 -	1:17.567	39.878	1:57.445 (2)	91.00	1.728	10:07:43.100

P4 62		Kevin SILVAIN		Yamaha - KSAUTOS / Croucher Needham		
IDEAL LAP TIME : 1:55.604		BEST LAP TIME : 1:55.827		DIFFERENCE : 0.223		
LAP	SECTOR 1	SECTOR 2	LAP TIME	MPH	DIFF	TIME OF DAY
1 -	1:21.795	40.252	2:02.047	87.57	6.220	09:51:04.462
2 -	1:18.711	39.449	1:58.160	90.45	2.333	09:53:02.622
3 -	1:17.125	38.809	1:55.934 (2)	92.19	0.107	09:54:58.556
4 -	<b>1:16.908</b>	39.161	1:56.069 (3)	92.08	0.242	09:56:54.625
5 -	1:17.390	39.029	1:56.419	91.80	0.592	09:58:51.044
6 -	1:19.525	IN PIT	3:28.494 P	51.26	1:32.667	10:02:19.538
7 -	OUTLAP	40.539	2:02.443	87.29	6.616	10:04:21.981
8 -	1:18.162	39.247	1:57.409	91.03	1.582	10:06:19.390
9 -	1:17.131	<b>38.696</b>	<b>1:55.827 (1)</b>	<b>92.27</b>		<b>10:08:15.217</b>

P5 29 C		Mark BRIDGER		Yamaha - Moremoto		
IDEAL LAP TIME : 1:55.890		BEST LAP TIME : 1:55.977		DIFFERENCE : 0.087		
LAP	SECTOR 1	SECTOR 2	LAP TIME	MPH	DIFF	TIME OF DAY
1 -	1:24.649	41.125	2:05.774	84.97	9.797	09:51:10.884
2 -	1:18.252	39.449	1:57.701 (3)	90.80	1.724	09:53:08.585
3 -	1:17.410	<b>39.017</b>	1:56.427 (2)	91.80	0.450	09:55:05.012
4 -	<b>1:16.873</b>	39.104	<b>1:55.977 (1)</b>	<b>92.15</b>		<b>09:57:00.989</b>

Weather / Track : Bright / Dry

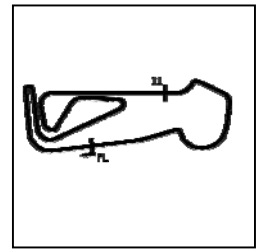
Snetterton 300  
Circuit Length = 2.9689 miles  
Start: 09:48 Flag 10:07 End: 10:09



# BMCRC - MRO Championships 2019 - Rnd 8 @ Snetterton

Reactive Parts MRO Powerbikes inc Racebuykz.com MRO Clubman 1000

## QUALIFYING - SECTOR ANALYSIS



SECTOR 1 = FL to I1, SECTOR 2 = I1 to FL, DIFF = Difference To Personal Best Lap, P = Crossed Finish Line in Pit Lane, D = Time Disallowed

P6 44		Nicky WILSON		Suzuki - Demon GP/Haslemere Motorcycles			
IDEAL LAP TIME : 1:56.547		BEST LAP TIME : 1:56.547		DIFFERENCE : 0.000			
LAP	SECTOR 1	SECTOR 2	LAP TIME	MPH	DIFF	TIME OF DAY	
1 -	1:30.128	41.791	2:11.919	81.02	15.372	09:51:20.764	
2 -	1:20.794	39.397	2:00.191	88.92	3.644	09:53:20.955	
3 -	<b>1:17.886</b>	<b>38.661</b>	<b>1:56.547 (1)</b>	<b>91.70</b>		<b>09:55:17.502</b>	
4 -	1:19.743	39.253	1:58.996	89.81	2.449	09:57:16.498	
5 -	1:21.803	38.981	2:00.784	88.48	4.237	09:59:17.282	
6 -	1:19.027	39.293	1:58.320 (3)	90.33	1.773	10:01:15.602	
7 -	1:18.903	38.931	1:57.834 (2)	90.70	1.287	10:03:13.436	
8 -	1:19.665	IN PIT	3:11.231 P	55.89	1:14.684	10:06:24.667	
9 -	OUTLAP	41.114	2:04.194	86.05	7.647	10:08:28.861	

P7 16 C		Glenn WALSH		BMW - Walters Medical			
IDEAL LAP TIME : 1:57.021		BEST LAP TIME : 1:57.064		DIFFERENCE : 0.043			
LAP	SECTOR 1	SECTOR 2	LAP TIME	MPH	DIFF	TIME OF DAY	
1 -	1:23.715	40.237	2:03.952	86.22	6.888	09:51:06.718	
2 -	1:19.148	<b>39.338</b>	1:58.486	90.20	1.422	09:53:05.204	
3 -	1:18.287	39.914	1:58.201 (2)	90.42	1.137	09:55:03.405	
4 -	1:19.384	IN PIT	3:11.866 P	55.70	1:14.802	09:58:15.271	
5 -	OUTLAP	40.155	2:05.911	84.88	8.847	10:00:21.182	
6 -	1:18.520	39.959	1:58.479 (3)	90.21	1.415	10:02:19.661	
7 -	<b>1:17.683</b>	39.381	<b>1:57.064 (1)</b>	<b>91.30</b>		<b>10:04:16.725</b>	

P8 17		Philip BAKER		BMW - J10 electrical massive thanks to David Smith			
IDEAL LAP TIME : 1:57.247		BEST LAP TIME : 1:57.277		DIFFERENCE : 0.030			
LAP	SECTOR 1	SECTOR 2	LAP TIME	MPH	DIFF	TIME OF DAY	
1 -	1:26.792	41.639	2:08.431	83.22	11.154	09:52:24.213	
2 -	1:20.161	39.512	1:59.673	89.31	2.396	09:54:23.886	
3 -	1:19.405	39.686	1:59.091	89.74	1.814	09:56:22.977	
4 -	1:18.392	39.193	1:57.585 (2)	90.89	0.308	09:58:20.562	
5 -	1:18.376	39.431	1:57.807	90.72	0.530	10:00:18.369	
6 -	1:18.480	39.305	1:57.785 (3)	90.74	0.508	10:02:16.154	
7 -	<b>1:18.090</b>	40.142	1:58.232	90.39	0.955	10:04:14.386	
8 -	1:18.538	39.464	1:58.002	90.57	0.725	10:06:12.388	
9 -	1:18.120	<b>39.157</b>	<b>1:57.277 (1)</b>	<b>91.13</b>		<b>10:08:09.665</b>	

P9 60		Peter BAKER		Kawasaki - Dodfrey Engineering			
IDEAL LAP TIME : 1:56.948		BEST LAP TIME : 1:57.408		DIFFERENCE : 0.460			
LAP	SECTOR 1	SECTOR 2	LAP TIME	MPH	DIFF	TIME OF DAY	
1 -	1:26.280	40.702	2:06.982	84.17	9.574	09:51:55.231	
2 -	1:19.128	39.911	1:59.039 (3)	89.78	1.631	09:53:54.270	
3 -	1:18.281	<b>39.127</b>	<b>1:57.408 (1)</b>	<b>91.03</b>		<b>09:55:51.678</b>	
4 -	<b>1:17.821</b>	44.502	2:02.323	87.37	4.915	09:57:54.001	
5 -	1:18.697	41.565	2:00.262	88.87	2.854	09:59:54.263	
6 -	1:18.964	IN PIT	2:58.064 P	60.02	1:00.656	10:02:52.327	
7 -	OUTLAP	45.824	2:09.037	82.82	11.629	10:05:01.364	
8 -	1:18.850	39.913	1:58.763 (2)	89.99	1.355	10:07:00.127	

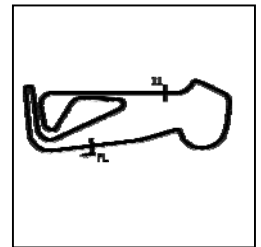
Weather / Track : Bright / Dry

Snetterton 300  
Circuit Length = 2.9689 miles  
Start: 09:48 Flag 10:07 End: 10:09

# BMCRC - MRO Championships 2019 - Rnd 8 @ Snetterton

Reactive Parts MRO Powerbikes inc Racebuykz.com MRO Clubman 1000

## QUALIFYING - SECTOR ANALYSIS



SECTOR 1 = FL to I1, SECTOR 2 = I1 to FL, DIFF = Difference To Personal Best Lap, P = Crossed Finish Line in Pit Lane, D = Time Disallowed

P10 39 C Max MORGAN			Kawasaki - MSS PERFORMANCE			
IDEAL LAP TIME : 1:57.316		BEST LAP TIME : 1:57.585		DIFFERENCE : 0.269		
LAP	SECTOR 1	SECTOR 2	LAP TIME	MPH	DIFF	TIME OF DAY
1 -	OUTLAP	41.533	2:11.707	81.15	14.122	09:53:29.378
2 -	1:20.235	39.796	2:00.031	89.04	2.446	09:55:29.409
3 -	1:19.850	39.816	1:59.666 (3)	89.31	2.081	09:57:29.075
4 -	1:18.558	<b>39.367</b>	1:57.925 (2)	90.63	0.340	09:59:27.000
5 -	<b>1:17.949</b>	39.636	<b>1:57.585 (1)</b>	<b>90.89</b>		<b>10:01:24.585</b>
6 -	1:20.222	52.856	2:13.078	80.31	15.493	10:03:37.663
7 -	1:23.592	42.294	2:05.886	84.90	8.301	10:05:43.549
8 -	1:19.869	41.373	2:01.242	88.15	3.657	10:07:44.791

P11 4 Darren WNUKOSKI			Yamaha - MCT SUSPENSION			
IDEAL LAP TIME : 1:57.932		BEST LAP TIME : 1:57.934		DIFFERENCE : 0.002		
LAP	SECTOR 1	SECTOR 2	LAP TIME	MPH	DIFF	TIME OF DAY
1 -	1:24.751	40.639	2:05.390	85.23	7.456	09:51:11.294
2 -	1:18.934	<b>39.783</b>	1:58.717 (2)	90.02	0.783	09:53:10.011
3 -	1:20.242	40.404	2:00.646 (3)	88.59	2.712	09:55:10.657
4 -	<b>1:18.149</b>	39.785	<b>1:57.934 (1)</b>	<b>90.62</b>		<b>09:57:08.591</b>
5 -	1:25.187	IN PIT	2:45.246 P	64.67	47.312	09:59:53.837
6 -	OUTLAP	IN PIT	3:14.251 P	55.02	1:16.317	10:03:08.088

P12 98 Rick DICKINSON			BMW - MotorcycleRaceParts.co.uk			
IDEAL LAP TIME : 1:58.273		BEST LAP TIME : 1:58.675		DIFFERENCE : 0.402		
LAP	SECTOR 1	SECTOR 2	LAP TIME	MPH	DIFF	TIME OF DAY
1 -	1:33.043	43.354	2:16.397	78.36	17.722	09:52:44.930
2 -	1:20.066	39.971	2:00.037	89.03	1.362	09:54:44.967
3 -	1:19.195	<b>39.480</b>	<b>1:58.675 (1)</b>	<b>90.06</b>		<b>09:56:43.642</b>
4 -	<b>1:18.793</b>	39.947	1:58.740 (2)	90.01	0.065	09:58:42.382
5 -	1:19.301	40.517	1:59.818 (3)	89.20	1.143	10:00:42.200

P13 15 Mariusz SIEMIENIUK-JUZWIUK			BMW - BELMONT AUTO SERVICE			
IDEAL LAP TIME : 1:58.198		BEST LAP TIME : 1:58.720		DIFFERENCE : 0.522		
LAP	SECTOR 1	SECTOR 2	LAP TIME	MPH	DIFF	TIME OF DAY
1 -	1:30.384	42.001	2:12.385	80.73	13.665	09:51:19.589
2 -	1:20.504	40.498	2:01.002	88.32	2.282	09:53:20.591
3 -	1:19.471	<b>39.610</b>	1:59.081 (3)	89.75	0.361	09:55:19.672
4 -	1:18.905	39.847	1:58.752 (2)	90.00	0.032	09:57:18.424
5 -	<b>1:18.588</b>	40.132	<b>1:58.720 (1)</b>	<b>90.02</b>		<b>09:59:17.144</b>
6 -	1:19.711	39.753	1:59.464	89.46	0.744	10:01:16.608
7 -	1:20.092	40.043	2:00.135	88.96	1.415	10:03:16.743

P14 9 C Luke DIXON			BMW -			
IDEAL LAP TIME : 1:58.627		BEST LAP TIME : 1:58.813		DIFFERENCE : 0.186		
LAP	SECTOR 1	SECTOR 2	LAP TIME	MPH	DIFF	TIME OF DAY
1 -	1:28.291	42.244	2:10.535	81.87	11.722	09:51:21.392
2 -	1:26.828	41.387	2:08.215	83.36	9.402	09:53:29.607
3 -	1:20.507	40.221	2:00.728	88.53	1.915	09:55:30.335
4 -	1:19.747	40.223	1:59.970	89.08	1.157	09:57:30.305
5 -	1:20.245	<b>39.728</b>	1:59.973	89.08	1.160	09:59:30.278
6 -	<b>1:18.899</b>	39.914	<b>1:58.813 (1)</b>	<b>89.95</b>		<b>10:01:29.091</b>
7 -	1:18.993	40.467	1:59.460 (2)	89.46	0.647	10:03:28.551
8 -	1:19.469	40.176	1:59.645	89.33	0.832	10:05:28.196
9 -	1:19.422	40.099	1:59.521 (3)	89.42	0.708	10:07:27.717
10 -	1:32.947	47.558	2:20.505	76.06	21.692	10:09:48.222

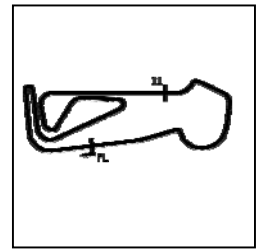
Weather / Track : Bright / Dry

Snetterton 300  
Circuit Length = 2.9689 miles  
Start: 09:48 Flag 10:07 End: 10:09

# BMCRC - MRO Championships 2019 - Rnd 8 @ Snetterton

Reactive Parts MRO Powerbikes inc Racebuykz.com MRO Clubman 1000

## QUALIFYING - SECTOR ANALYSIS



SECTOR 1 = FL to I1, SECTOR 2 = I1 to FL, DIFF = Difference To Personal Best Lap, P = Crossed Finish Line in Pit Lane, D = Time Disallowed

P15 272 C Daniel JOHNSON		BMW -				
IDEAL LAP TIME : 1:58.936		BEST LAP TIME : 1:59.079		DIFFERENCE : 0.143		
LAP	SECTOR 1	SECTOR 2	LAP TIME	MPH	DIFF	TIME OF DAY
1 -	OUTLAP	42.068	2:13.318	80.16	14.239	09:53:32.166
2 -	1:20.733	40.134	2:00.867	88.42	1.788	09:55:33.033
3 -	1:20.377	40.194	2:00.571	88.64	1.492	09:57:33.604
4 -	1:19.433	40.004	1:59.437 (3)	89.48	0.358	09:59:33.041
5 -	1:19.769	40.199	1:59.968	89.09	0.889	10:01:33.009
6 -	1:20.165	42.877	2:03.042	86.86	3.963	10:03:36.051
7 -	1:19.585	<b>39.829</b>	1:59.414 (2)	89.50	0.335	10:05:35.465
8 -	1:19.227	39.852	<b>1:59.079 (1)</b>	<b>89.75</b>		<b>10:07:34.544</b>
9 -	<b>1:19.107</b>	40.335	1:59.442	89.48	0.363	10:09:33.986

P16 8 John COUGHLAN		Aprilia - BIKERSWORLD				
IDEAL LAP TIME : 1:59.376		BEST LAP TIME : 1:59.376		DIFFERENCE : 0.000		
LAP	SECTOR 1	SECTOR 2	LAP TIME	MPH	DIFF	TIME OF DAY
1 -	1:30.503	42.715	2:13.218	80.23	13.842	09:51:33.755
2 -	1:21.507	41.736	2:03.243	86.72	3.867	09:53:36.998
3 -	1:22.105	40.494	2:02.599	87.17	3.223	09:55:39.597
4 -	1:21.151	41.103	2:02.254	87.42	2.878	09:57:41.851
5 -	1:20.334	40.255	2:00.589 (3)	88.63	1.213	09:59:42.440
6 -	1:20.255	40.014	2:00.269 (2)	88.86	0.893	10:01:42.709
7 -	<b>1:19.828</b>	<b>39.548</b>	<b>1:59.376 (1)</b>	<b>89.53</b>		<b>10:03:42.085</b>

P17 76 Jason BYARD		Suzuki - May Construction				
IDEAL LAP TIME : 1:59.085		BEST LAP TIME : 1:59.663		DIFFERENCE : 0.578		
LAP	SECTOR 1	SECTOR 2	LAP TIME	MPH	DIFF	TIME OF DAY
1 -	1:26.746	41.302	2:08.048	83.46	8.385	09:51:45.489
2 -	1:20.658	39.926	2:00.584	88.63	0.921	09:53:46.073
3 -	1:19.801	<b>39.862</b>	<b>1:59.663 (1)</b>	<b>89.31</b>		<b>09:55:45.736</b>
4 -	<b>1:19.223</b>	40.850	2:00.073 (2)	89.01	0.410	09:57:45.809
5 -	1:28.587	40.654	2:09.241	82.69	9.578	09:59:55.050
6 -	1:19.478	41.051	2:00.529 (3)	88.67	0.866	10:01:55.579

P18 40 Aiden PATMORE		Kawasaki - TBR Performance/NW Roofing				
IDEAL LAP TIME : 1:59.939		BEST LAP TIME : 1:59.965		DIFFERENCE : 0.026		
LAP	SECTOR 1	SECTOR 2	LAP TIME	MPH	DIFF	TIME OF DAY
1 -	OUTLAP	IN PIT	2:27.632 P	72.39	27.667	09:55:21.831
2 -	OUTLAP	42.718	2:22.588	74.95	22.623	09:57:44.419
3 -	1:21.429	41.082	2:02.511	87.24	2.546	09:59:46.930
4 -	1:21.430	40.485	2:01.915 (3)	87.66	1.950	10:01:48.845
5 -	<b>1:20.041</b>	40.308	2:00.349 (2)	88.80	0.384	10:03:49.194
6 -	1:32.044	46.793	2:18.837	76.98	18.872	10:06:08.031
7 -	1:20.067	<b>39.898</b>	<b>1:59.965 (1)</b>	<b>89.09</b>		<b>10:08:07.996</b>

P19 24 Alan SMITH		Kawasaki - Orwells Mcs				
IDEAL LAP TIME : 1:59.792		BEST LAP TIME : 2:00.283		DIFFERENCE : 0.491		
LAP	SECTOR 1	SECTOR 2	LAP TIME	MPH	DIFF	TIME OF DAY
1 -	1:31.375	43.591	2:14.966	79.19	14.683	09:51:56.701
2 -	1:22.467	41.562	2:04.029	86.17	3.746	09:54:00.730
3 -	1:20.050	40.499	2:00.549 (3)	88.66	0.266	09:56:01.279
4 -	1:19.905	40.713	2:00.618	88.61	0.335	09:58:01.897
5 -	1:19.969	<b>40.314</b>	<b>2:00.283 (1)</b>	<b>88.85</b>		<b>10:00:02.180</b>
6 -	<b>1:19.478</b>	40.877	2:00.355 (2)	88.80	0.072	10:02:02.535
7 -	1:20.188	40.621	2:00.809	88.47	0.526	10:04:03.344

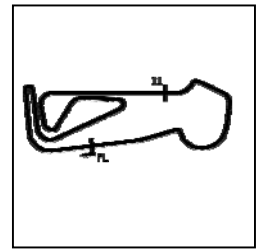
Weather / Track : Bright / Dry

Snetterton 300  
Circuit Length = 2.9689 miles  
Start: 09:48 Flag 10:07 End: 10:09

# BMCRC - MRO Championships 2019 - Rnd 8 @ Snetterton

Reactive Parts MRO Powerbikes inc Racebuykz.com MRO Clubman 1000

## QUALIFYING - SECTOR ANALYSIS



SECTOR 1 = FL to I1, SECTOR 2 = I1 to FL, DIFF = Difference To Personal Best Lap, P = Crossed Finish Line in Pit Lane, D = Time Disallowed

P20 81		Luke REYNOLDS		Aprilia - mototechniks		
IDEAL LAP TIME : 2:01.008		BEST LAP TIME : 2:01.353		DIFFERENCE : 0.345		
LAP	SECTOR 1	SECTOR 2	LAP TIME	MPH	DIFF	TIME OF DAY
1 -	1:25.984	41.927	2:07.911	83.55	6.558	09:51:11.590
2 -	1:22.390	41.255	2:03.645 (3)	86.44	2.292	09:53:15.235
3 -	1:21.184	<b>40.761</b>	2:01.945 (2)	87.64	0.592	09:55:17.180
4 -	<b>1:20.247</b>	41.106	<b>2:01.353 (1)</b>	<b>88.07</b>		<b>09:57:18.533</b>
5 -	1:22.214	IN PIT	3:07.426 P	57.02	1:06.073	10:00:25.959

P21 35 C		Robert CRESSWELL		Kawasaki - ODDJOBROB Racing		
IDEAL LAP TIME : 2:01.356		BEST LAP TIME : 2:01.620		DIFFERENCE : 0.264		
LAP	SECTOR 1	SECTOR 2	LAP TIME	MPH	DIFF	TIME OF DAY
1 -	1:27.258	45.457	2:12.715	80.53	11.095	09:52:20.862
2 -	1:21.943	40.974	2:02.917 (3)	86.95	1.297	09:54:23.779
3 -	<b>1:20.991</b>	40.970	2:01.961 (2)	87.63	0.341	09:56:25.740
4 -	1:22.003	41.099	2:03.102	86.82	1.482	09:58:28.842
5 -	1:21.255	<b>40.365</b>	<b>2:01.620 (1)</b>	<b>87.88</b>		<b>10:00:30.462</b>
6 -	1:21.267	44.135	2:05.402	85.23	3.782	10:02:35.864

P22 57		Mike SMITH		Kawasaki - Smiffs Garage		
IDEAL LAP TIME : 2:02.139		BEST LAP TIME : 2:02.139		DIFFERENCE : 0.000		
LAP	SECTOR 1	SECTOR 2	LAP TIME	MPH	DIFF	TIME OF DAY
1 -	1:34.122	45.953	2:20.075	76.30	17.936	09:51:28.207
2 -	1:25.925	42.738	2:08.663	83.07	6.524	09:53:36.870
3 -	1:23.232	41.872	2:05.104	85.43	2.965	09:55:41.974
4 -	1:21.254	41.863	2:03.117	86.81	0.978	09:57:45.091
5 -	<b>1:21.102</b>	<b>41.037</b>	<b>2:02.139 (1)</b>	<b>87.50</b>		<b>09:59:47.230</b>
6 -	1:21.235	41.911	2:03.146	86.79	1.007	10:01:50.376
7 -	1:21.444	41.626	2:03.070	86.84	0.931	10:03:53.446
8 -	1:21.546	41.462	2:03.008 (3)	86.88	0.869	10:05:56.454
9 -	1:21.863	41.063	2:02.926 (2)	86.94	0.787	10:07:59.380

P23 258		Ande FRIEND		Kawasaki - Flying colours Motorcycle Training		
IDEAL LAP TIME : 2:02.153		BEST LAP TIME : 2:02.153		DIFFERENCE : 0.000		
LAP	SECTOR 1	SECTOR 2	LAP TIME	MPH	DIFF	TIME OF DAY
1 -	1:31.080	42.742	2:13.822	79.86	11.669	09:52:24.353
2 -	1:24.399	42.357	2:06.756	84.32	4.603	09:54:31.109
3 -	1:23.014	42.174	2:05.188	85.37	3.035	09:56:36.297
4 -	1:23.249	41.100	2:04.349	85.95	2.196	09:58:40.646
5 -	1:22.369	40.471	2:02.840 (3)	87.00	0.687	10:00:43.486
6 -	1:22.102	41.509	2:03.611	86.46	1.458	10:02:47.097
7 -	1:22.090	40.713	2:02.803 (2)	87.03	0.650	10:04:49.900
8 -	<b>1:21.744</b>	<b>40.409</b>	<b>2:02.153 (1)</b>	<b>87.49</b>		<b>10:06:52.053</b>

P24 36		Joe BALDRY		BMW - Chilton Motors		
IDEAL LAP TIME : 2:01.981		BEST LAP TIME : 2:02.207		DIFFERENCE : 0.226		
LAP	SECTOR 1	SECTOR 2	LAP TIME	MPH	DIFF	TIME OF DAY
1 -	1:28.451	43.024	2:11.475	81.29	9.268	09:51:17.398
2 -	1:22.022	41.599	2:03.621	86.45	1.414	09:53:21.019
3 -	1:23.625	42.017	2:05.642	85.06	3.435	09:55:26.661
4 -	1:21.276	<b>41.267</b>	2:02.543 (2)	87.21	0.336	09:57:29.204
5 -	1:21.484	41.464	2:02.948 (3)	86.93	0.741	09:59:32.152
6 -	<b>1:20.714</b>	41.493	<b>2:02.207 (1)</b>	<b>87.45</b>		<b>10:01:34.359</b>
7 -	1:20.855	42.896	2:03.751	86.36	1.544	10:03:38.110
8 -	1:21.424	41.836	2:03.260	86.71	1.053	10:05:41.370
9 -	1:21.601	41.691	2:03.292	86.68	1.085	10:07:44.662

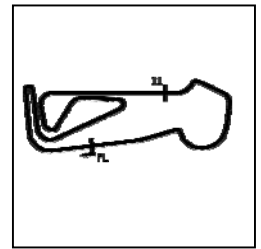
Weather / Track : Bright / Dry

Snetterton 300  
Circuit Length = 2.9689 miles  
Start: 09:48 Flag 10:07 End: 10:09

# BMCRC - MRO Championships 2019 - Rnd 8 @ Snetterton

Reactive Parts MRO Powerbikes inc Racebuykz.com MRO Clubman 1000

## QUALIFYING - SECTOR ANALYSIS



SECTOR 1 = FL to I1, SECTOR 2 = I1 to FL, DIFF = Difference To Personal Best Lap, P = Crossed Finish Line in Pit Lane, D = Time Disallowed

P25 84 C Tunc GUNERGUN			Aprilia -			
IDEAL LAP TIME : 2:02.242		BEST LAP TIME : 2:02.242		DIFFERENCE : 0.000		
LAP	SECTOR 1	SECTOR 2	LAP TIME	MPH	DIFF	TIME OF DAY
1 -	1:31.745	43.209	2:14.954	79.19	12.712	09:51:20.694
2 -	1:28.202	41.500	2:09.702	82.40	7.460	09:53:30.396
3 -	1:23.899	41.371	2:05.270	85.32	3.028	09:55:35.666
4 -	1:24.268	41.743	2:06.011	84.81	3.769	09:57:41.677
5 -	1:23.422	41.474	2:04.896	85.57	2.654	09:59:46.573
6 -	1:23.389	41.692	2:05.081	85.44	2.839	10:01:51.654
7 -	1:22.599	41.301	2:03.900 (3)	86.26	1.658	10:03:55.554
8 -	1:22.187	41.386	2:03.573 (2)	86.49	1.331	10:05:59.127
9 -	<b>1:21.472</b>	<b>40.770</b>	<b>2:02.242 (1)</b>	<b>87.43</b>		<b>10:08:01.369</b>

P26 333 C Andrew HOUGHTON			Yamaha - Yamaha UK			
IDEAL LAP TIME : 2:02.223		BEST LAP TIME : 2:02.371		DIFFERENCE : 0.148		
LAP	SECTOR 1	SECTOR 2	LAP TIME	MPH	DIFF	TIME OF DAY
1 -	OUTLAP	44.421	2:20.253	76.20	17.882	09:52:16.543
2 -	1:24.621	41.552	2:06.173	84.70	3.802	09:54:22.716
3 -	1:22.532	41.349	2:03.881	86.27	1.510	09:56:26.597
4 -	1:22.054	40.946	2:03.000	86.89	0.629	09:58:29.597
5 -	<b>1:21.612</b>	40.762	2:02.374 (2)	87.33	0.003	10:00:31.971
6 -	1:27.553	41.355	2:08.908	82.91	6.537	10:02:40.879
7 -	1:21.760	<b>40.611</b>	<b>2:02.371 (1)</b>	<b>87.34</b>		<b>10:04:43.250</b>
8 -	1:21.903	40.719	2:02.622 (3)	87.16	0.251	10:06:45.872
9 -	1:22.649	41.040	2:03.689	86.41	1.318	10:08:49.561

P27 12 David COMBRINCK			Kawasaki -			
IDEAL LAP TIME : 2:02.362		BEST LAP TIME : 2:02.721		DIFFERENCE : 0.359		
LAP	SECTOR 1	SECTOR 2	LAP TIME	MPH	DIFF	TIME OF DAY
1 -	1:40.181	46.257	2:26.438	72.98	23.717	09:51:54.260
2 -	1:24.779	44.497	2:09.276	82.67	6.555	09:54:03.536
3 -	1:23.162	41.543	2:04.705	85.70	1.984	09:56:08.241
4 -	1:22.565	42.119	2:04.684	85.72	1.963	09:58:12.925
5 -	1:21.629	41.420	2:03.049	86.86	0.328	10:00:15.974
6 -	1:22.293	41.782	2:04.075	86.14	1.354	10:02:20.049
7 -	<b>1:21.204</b>	41.577	2:02.781 (2)	87.04	0.060	10:04:22.830
8 -	1:21.848	<b>41.158</b>	2:03.006 (3)	86.89	0.285	10:06:25.836
9 -	1:21.463	41.258	<b>2:02.721 (1)</b>	<b>87.09</b>		<b>10:08:28.557</b>

P28 83 C Jason SIGGS			Yamaha - J Siggs Construction			
IDEAL LAP TIME : 2:02.746		BEST LAP TIME : 2:02.746		DIFFERENCE : 0.000		
LAP	SECTOR 1	SECTOR 2	LAP TIME	MPH	DIFF	TIME OF DAY
1 -	1:31.183	45.761	2:16.944	78.04	14.198	09:52:20.977
2 -	1:25.479	43.037	2:08.516	83.16	5.770	09:54:29.493
3 -	1:24.309	41.904	2:06.213	84.68	3.467	09:56:35.706
4 -	1:23.046	41.645	2:04.691	85.71	1.945	09:58:40.397
5 -	<b>1:21.571</b>	<b>41.175</b>	<b>2:02.746 (1)</b>	<b>87.07</b>		<b>10:00:43.143</b>
6 -	1:22.011	41.725	2:03.736 (3)	86.37	0.990	10:02:46.879
7 -	1:21.675	<b>41.175</b>	2:02.850 (2)	87.00	0.104	10:04:49.729

P29 50 C Dan WELFORD			Suzuki - SEG Sussex Electric Gates/ Vistec systems			
IDEAL LAP TIME : 2:03.547		BEST LAP TIME : 2:03.985		DIFFERENCE : 0.438		
LAP	SECTOR 1	SECTOR 2	LAP TIME	MPH	DIFF	TIME OF DAY
1 -	1:38.277	45.923	2:24.200	74.11	20.215	09:52:17.551
2 -	1:27.002	41.889	2:08.891	82.92	4.906	09:54:26.442
3 -	<b>1:22.129</b>	41.856	<b>2:03.985 (1)</b>	<b>86.20</b>		<b>09:56:30.427</b>
4 -	1:24.151	42.644	2:06.795 (3)	84.29	2.810	09:58:37.222
5 -	1:23.194	<b>41.418</b>	2:04.612 (2)	85.77	0.627	10:00:41.834

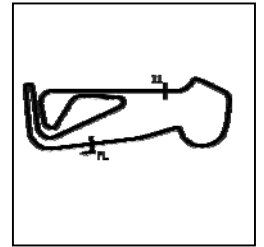
Weather / Track : Bright / Dry

Snetterton 300  
Circuit Length = 2.9689 miles  
Start: 09:48 Flag 10:07 End: 10:09

# BMCRC - MRO Championships 2019 - Rnd 8 @ Snetterton

Reactive Parts MRO Powerbikes inc Racebuykz.com MRO Clubman 1000

## QUALIFYING - SECTOR ANALYSIS



SECTOR 1 = FL to I1, SECTOR 2 = I1 to FL, DIFF = Difference To Personal Best Lap, P = Crossed Finish Line in Pit Lane, D = Time Disallowed

P30 116		Matthew WREN		Suzuki - TBR performance		
IDEAL LAP TIME : 2:04.061		BEST LAP TIME : 2:04.427		DIFFERENCE : 0.366		
LAP	SECTOR 1	SECTOR 2	LAP TIME	MPH	DIFF	TIME OF DAY
1 -	OUTLAP	42.675	2:15.805	78.70	11.378	09:54:43.430
2 -	1:26.290	41.775	2:08.065	83.45	3.638	09:56:51.495
3 -	1:23.872	41.949	2:05.821	84.94	1.394	09:58:57.316
4 -	1:24.782	41.882	2:06.664	84.38	2.237	10:01:03.980
5 -	1:23.972	41.272	2:05.244	85.33	0.817	10:03:09.224
6 -	1:23.286	<b>41.141</b>	<b>2:04.427 (1)</b>	<b>85.89</b>		<b>10:05:13.651</b>
7 -	1:23.283	41.268	2:04.551 (2)	85.81	0.124	10:07:18.202
8 -	<b>1:22.920</b>	41.885	2:04.805 (3)	85.63	0.378	10:09:23.007

P31 1		Barry CHAMBERLAIN		Suzuki - Airsys.co.uk		
IDEAL LAP TIME : 2:05.515		BEST LAP TIME : 2:05.515		DIFFERENCE : 0.000		
LAP	SECTOR 1	SECTOR 2	LAP TIME	MPH	DIFF	TIME OF DAY
1 -	1:30.604	43.840	2:14.444 (3)	79.49	8.929	09:52:35.694
2 -	1:24.971	42.716	2:07.687 (2)	83.70	2.172	09:54:43.381
3 -	<b>1:23.745</b>	<b>41.770</b>	<b>2:05.515 (1)</b>	<b>85.15</b>		<b>09:56:48.896</b>

P32 32		Martin MORRIS		Kawasaki - Morris Racing, Obsession Engineering		
IDEAL LAP TIME : 2:05.660		BEST LAP TIME : 2:05.660		DIFFERENCE : 0.000		
LAP	SECTOR 1	SECTOR 2	LAP TIME	MPH	DIFF	TIME OF DAY
1 -	1:34.100	46.587	2:20.687	75.97	15.027	09:51:57.780
2 -	1:34.281	IN PIT	3:25.350 P	52.04	1:19.690	09:55:23.130
3 -	OUTLAP	44.900	2:22.631	74.93	16.971	09:57:45.761
4 -	1:29.033	43.542	2:12.575	80.61	6.915	09:59:58.336
5 -	1:26.456	42.657	2:09.113	82.78	3.453	10:02:07.449
6 -	1:25.783	42.236	2:08.019 (3)	83.48	2.359	10:04:15.468
7 -	1:24.653	42.111	2:06.764 (2)	84.31	1.104	10:06:22.232
8 -	<b>1:23.857</b>	<b>41.803</b>	<b>2:05.660 (1)</b>	<b>85.05</b>		<b>10:08:27.892</b>

P33 277 C		Adrian AVERRE		Yamaha - Ryders Alley Racing		
IDEAL LAP TIME : 2:03.861		BEST LAP TIME : 2:06.580		DIFFERENCE : 2.719		
LAP	SECTOR 1	SECTOR 2	LAP TIME	MPH	DIFF	TIME OF DAY
1 -	1:37.779	44.932	2:22.711 (3)	74.89	16.131	09:51:49.332
2 -	1:24.865	<b>41.715</b>	<b>2:06.580 (1)</b>	<b>84.43</b>		<b>09:53:55.912</b>
3 -	<b>1:22.146</b>	54.055	2:16.201 (2)	78.47	9.621	09:56:12.113

P34 646 C		Sukhminder RAI		Yamaha - Asian Sensation		
IDEAL LAP TIME : 2:07.505		BEST LAP TIME : 2:07.505		DIFFERENCE : 0.000		
LAP	SECTOR 1	SECTOR 2	LAP TIME	MPH	DIFF	TIME OF DAY
1 -	1:32.356	45.623	2:17.979	77.46	10.474	09:52:20.468
2 -	1:25.648	43.055	2:08.703 (3)	83.04	1.198	09:54:29.171
3 -	<b>1:24.514</b>	<b>42.991</b>	<b>2:07.505 (1)</b>	<b>83.82</b>		<b>09:56:36.676</b>
4 -	1:26.148	45.283	2:11.431	81.32	3.926	09:58:48.107
5 -	1:24.966	43.662	2:08.628 (2)	83.09	1.123	10:00:56.735

P35 34 C		Jeremy NICHOLSON		Yamaha - Freshwater Estates		
IDEAL LAP TIME : 2:12.079		BEST LAP TIME : 2:12.079		DIFFERENCE : 0.000		
LAP	SECTOR 1	SECTOR 2	LAP TIME	MPH	DIFF	TIME OF DAY
1 -	<b>1:29.232</b>	<b>42.847</b>	<b>2:12.079 (1)</b>	<b>80.92</b>		<b>09:51:46.684</b>

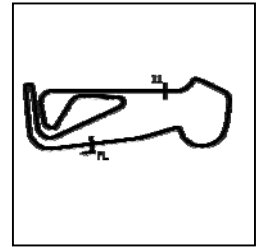
Weather / Track : Bright / Dry

Snetterton 300  
Circuit Length = 2.9689 miles  
Start: 09:48 Flag 10:07 End: 10:09

# BMCRC - MRO Championships 2019 - Rnd 8 @ Snetterton

Reactive Parts MRO Powerbikes inc Racebuykz.com MRO Clubman 1000

## QUALIFYING - SECTOR ANALYSIS



SECTOR 1 = FL to I1, SECTOR 2 = I1 to FL, DIFF = Difference To Personal Best Lap, P = Crossed Finish Line in Pit Lane, D = Time Disallowed

P36 839 C		Nick CRONIN		Ducati - Kite Motorcycles		
IDEAL LAP TIME : 2:22.359		BEST LAP TIME : 2:22.386		DIFFERENCE : 0.027		
LAP	SECTOR 1	SECTOR 2	LAP TIME	MPH	DIFF	TIME OF DAY
1 -	1:40.902	48.669	2:29.571	71.45	7.185	09:51:41.168
2 -	1:35.037	48.364	2:23.401 (2)	74.53	1.015	09:54:04.569
3 -	1:34.516	<b>47.870</b>	<b>2:22.386 (1)</b>	<b>75.06</b>		<b>09:56:26.955</b>
4 -	<b>1:34.489</b>	49.414	2:23.903 (3)	74.27	1.517	09:58:50.858
5 -	1:35.073	49.280	2:24.353	74.04	1.967	10:01:15.211
6 -	1:34.911	50.327	2:25.238	73.59	2.852	10:03:40.449

Weather / Track : Bright / Dry

Results can be found at [www.tsl-timing.com](http://www.tsl-timing.com)

Snetterton 300  
Circuit Length = 2.9689 miles  
Start: 09:48 Flag 10:07 End: 10:09

# BMCRC - MRO Championships 2019 - Rnd 8 @ Snetterton

## Reactive Parts MRO Powerbikes inc Racebuykz.com MRO Clubman 1000

### QUALIFYING - BEST SECTORS

SECTOR 1			SECTOR 2			IDEAL / BEST COMPARISON						
POS	NO	NAME	TIME	NO	NAME	TIME	POS	NO	NAME	IDEAL	BEST	DIFF
									<b>PERFECT LAP</b>	<b>1:53.612</b>		
1	72	O'BRIEN	1:15.553	72	O'BRIEN	38.059	1	72	O'BRIEN	1:53.612	1:53.612	0.000
2	212	SAVAGE	1:16.513	212	SAVAGE	38.435	2	212	SAVAGE	1:54.948	1:54.961	0.013
3	992	WOOD	1:16.812	44	WILSON	38.661	3	62	SILVAIN	1:55.604	1:55.827	0.223
4	29	BRIDGER	1:16.873	62	SILVAIN	38.696	4	992	WOOD	1:55.717	1:55.717	0.000
5	62	SILVAIN	1:16.908	992	WOOD	38.905	5	29	BRIDGER	1:55.890	1:55.977	0.087
6	16	WALSH	1:17.683	29	BRIDGER	39.017	6	44	WILSON	1:56.547	1:56.547	0.000
7	60	BAKER	1:17.821	60	BAKER	39.127	7	60	BAKER	1:56.948	1:57.408	0.460
8	44	WILSON	1:17.886	17	BAKER	39.157	8	16	WALSH	1:57.021	1:57.064	0.043
9	39	MORGAN	1:17.949	16	WALSH	39.338	9	17	BAKER	1:57.247	1:57.277	0.030
10	17	BAKER	1:18.090	39	MORGAN	39.367	10	39	MORGAN	1:57.316	1:57.585	0.269
11	4	WNUKOSKI	1:18.149	98	DICKINSON	39.480	11	4	WNUKOSKI	1:57.932	1:57.934	0.002
12	15	SIEMIENIUK-JUZWIUK	1:18.588	8	COUGHLAN	39.548	12	15	SIEMIENIUK-JUZWIUK	1:58.198	1:58.720	0.522
13	98	DICKINSON	1:18.793	15	SIEMIENIUK-JUZWIUK	39.610	13	98	DICKINSON	1:58.273	1:58.675	0.402
14	9	DIXON	1:18.899	9	DIXON	39.728	14	9	DIXON	1:58.627	1:58.813	0.186
15	272	JOHNSON	1:19.107	4	WNUKOSKI	39.783	15	272	JOHNSON	1:58.936	1:59.079	0.143
16	76	BYARD	1:19.223	272	JOHNSON	39.829	16	76	BYARD	1:59.085	1:59.663	0.578
17	24	SMITH	1:19.478	76	BYARD	39.862	17	8	COUGHLAN	1:59.376	1:59.376	0.000
18	8	COUGHLAN	1:19.828	40	PATMORE	39.898	18	24	SMITH	1:59.792	2:00.283	0.491
19	40	PATMORE	1:20.041	24	SMITH	40.314	19	40	PATMORE	1:59.939	1:59.965	0.026
20	81	REYNOLDS	1:20.247	35	CRESSWELL	40.365	20	81	REYNOLDS	2:01.008	2:01.353	0.345
21	36	BALDRY	1:20.714	258	FRIEND	40.409	21	35	CRESSWELL	2:01.356	2:01.620	0.264
22	35	CRESSWELL	1:20.991	333	HOUGHTON	40.611	22	36	BALDRY	2:01.981	2:02.207	0.226
23	57	SMITH	1:21.102	81	REYNOLDS	40.761	23	57	SMITH	2:02.139	2:02.139	0.000
24	12	COMBRINCK	1:21.204	84	GUNERGUN	40.770	24	258	FRIEND	2:02.153	2:02.153	0.000
25	84	GUNERGUN	1:21.472	57	SMITH	41.037	25	333	HOUGHTON	2:02.223	2:02.371	0.148
26	83	SIGGS	1:21.571	116	WREN	41.141	26	84	GUNERGUN	2:02.242	2:02.242	0.000
27	333	HOUGHTON	1:21.612	12	COMBRINCK	41.158	27	12	COMBRINCK	2:02.362	2:02.721	0.359
28	258	FRIEND	1:21.744	83	SIGGS	41.175	28	83	SIGGS	2:02.746	2:02.746	0.000
29	50	WELFORD	1:22.129	36	BALDRY	41.267	29	50	WELFORD	2:03.547	2:03.985	0.438
30	277	AVERRE	1:22.146	50	WELFORD	41.418	30	277	AVERRE	2:03.861	2:06.580	2.719
31	116	WREN	1:22.920	277	AVERRE	41.715	31	116	WREN	2:04.061	2:04.427	0.366
32	1	CHAMBERLAIN	1:23.745	1	CHAMBERLAIN	41.770	32	1	CHAMBERLAIN	2:05.515	2:05.515	0.000
33	32	MORRIS	1:23.857	32	MORRIS	41.803	33	32	MORRIS	2:05.660	2:05.660	0.000
34	646	RAI	1:24.514	34	NICHOLSON	42.847	34	646	RAI	2:07.505	2:07.505	0.000
35	34	NICHOLSON	1:29.232	646	RAI	42.991	35	34	NICHOLSON	2:12.079	2:12.079	0.000
36	839	CRONIN	1:34.489	839	CRONIN	47.870	36	839	CRONIN	2:22.359	2:22.386	0.027

Weather / Track : Bright / Dry

Snetterton 300

Circuit Length = 2.9689 miles

Start: 09:48 Flag 10:07 End: 10:09

Results can be found at [www.tsl-timing.com](http://www.tsl-timing.com)

Printed - 10:10 Saturday, 14 September 2019



## BMCRC - MRO Championships 2019 - Rnd 8 @ Snetterton

### Reactive Parts MRO Powerbikes inc Racebuykz.com MRO Clubman 1000

#### RACE 13 - GRID (10 Laps)



ROW 13	1	2:02.371	37	333	Andrew HOUGHTON	
ROW 12	36	143 Steve PALMER	35	839 Nick CRONIN	34	34 Jeremy NICHOLSON
ROW 11	33	646 Sukhminder RAI	32	277 Adrian AVERRE	31	32 Martin MORRIS
ROW 10	30	1 Barry CHAMBERLAIN	29	116 Matthew WREN	28	50 Dan WELFORD
ROW 9	27	83 Jason SIGGS	26	12 David COMBRINCK	25	84 Tunc GUNERGUN
ROW 8	24	36 Joe BALDRY	23	258 Ande FRIEND	22	57 Mike SMITH
ROW 7	21	35 Robert CRESSWELL	20	81 Luke REYNOLDS	19	24 Alan SMITH
ROW 6	18	40 Aiden PATMORE	17	76 Jason BYARD	16	8 John COUGHLAN
ROW 5	15	272 Daniel JOHNSON	14	9 Luke DIXON	13	15 Mariusz SIEMIENIUK-JUZWIUK
ROW 4	12	98 Rick DICKINSON	11	4 Darren WNUKOSKI	10	39 Max MORGAN
ROW 3	9	60 Peter BAKER	8	17 Philip BAKER	7	16 Glenn WALSH
ROW 2	6	44 Nicky WILSON	5	29 Mark BRIDGER	4	62 Kevin SILVAIN
ROW 1	3	992 Josh WOOD	2	212 Ollly SAVAGE	1	72 Michael O'BRIEN

**Pole**

Snetterton 300  
Circuit Length = 2.9689 miles

These results are provisional until the conclusion of any judicial and technical matters.

Clerk Of Course :	Steward :	Timekeeper :
-------------------	-----------	--------------

Results can be found at [www.tsl-timing.com](http://www.tsl-timing.com)

Printed - 10:13 Saturday, 14 September 2019



## BMCRC - MRO Championships 2019 - Rnd 8 @ Snetterton

Reactive Parts MRO Powerbikes inc Racebuykz.com MRO Clubman 1000



### RACE 13 - CLASSIFICATION

POS	NO	CL	PIC NAME	ENTRY	LAPS	TIME	GAP	DIFF	MPH	BEST	ON
1	72		1 Michael O'BRIEN	Yamaha -	10	19:14.204			92.60	1:53.753	9
2	62		2 Kevin SILVAIN	Yamaha - KSAUTOS / Croucher Needham	10	19:28.713	14.509	14.509	91.45	1:55.290	4
3	29	C	1 Mark BRIDGER	Yamaha - Moremoto	10	19:31.101	16.897	2.388	91.26	1:55.278	5
4	212		3 Olly SAVAGE	Yamaha -	10	19:31.635	17.431	0.534	91.22	1:55.500	7
5	17		4 Philip BAKER	BMW - J10 electrical massive thanks to David Smith	10	19:40.054	25.850	8.419	90.57	1:55.298	8
6	60		5 Peter BAKER	Kawasaki - Dodfrey Engineering	10	19:40.148	25.944	0.094	90.56	1:56.098	4
7	16	C	2 Glenn WALSH	BMW - Walters Medical	10	19:41.881	27.677	1.733	90.43	1:56.153	2
8	98		6 Rick DICKINSON	BMW - MotorcycleRaceParts.co.uk	10	19:45.289	31.085	3.408	90.17	1:56.953	7
9	44		7 Nicky WILSON	Suzuki - Demon GP/Haslemere Motorcycles	10	19:45.493	31.289	0.204	90.15	1:56.996	7
10	4		8 Darren WNUKOSKI	Yamaha - MCT SUSPENSION	10	19:54.010	39.806	8.517	89.51	1:57.172	10
11	40		9 Aiden PATMORE	Kawasaki - TBR Performance/NW Roofing	10	19:54.329	40.125	0.319	89.49	1:56.444	5
12	15*		10 Mariusz SIEMIENIUK-JUZWIUK	BMW - BELMONT AUTO SERVICE	10	20:04.199	49.995	9.870	88.75	1:57.504	5
13	57		11 Mike SMITH	Kawasaki - Smiffs Garage	10	20:09.842	55.638	5.643	88.34	1:59.055	7
14	39	C	3 Max MORGAN	Kawasaki - MSS PERFORMANCE	10	20:09.898	55.694	0.056	88.33	1:58.004	8
15	76		12 Jason BYARD	Suzuki - May Construction	10	20:10.343	56.139	0.445	88.30	1:59.047	5
16	9	C	4 Luke DIXON	BMW -	10	20:11.111	56.907	0.768	88.25	1:58.098	9
17	24		13 Alan SMITH	Kawasaki - Orwells Mcs	10	20:13.357	59.153	2.246	88.08	1:57.911	10
18	272	C	5 Daniel JOHNSON	BMW -	10	20:16.562	1:02.358	3.205	87.85	1:59.996	8
19	35	C	6 Robert CRESSWELL	Kawasaki - ODDJOBROB Racing	10	20:16.761	1:02.557	0.199	87.84	1:59.867	10
20	8		14 John COUGHLAN	Aprilia - BIKERSWORLD	10	20:19.935	1:05.731	3.174	87.61	1:59.738	6
21	36		15 Joe BALDRY	BMW - Chilton Motors	10	20:35.813	1:21.609	15.878	86.48	2:01.303	6
22	81		16 Luke REYNOLDS	Aprilia - mototechniks	10	20:36.726	1:22.522	0.913	86.42	2:01.108	2
23	12		17 David COMBRINCK	Kawasaki -	10	20:37.836	1:23.632	1.110	86.34	2:01.167	9
24	32		18 Martin MORRIS	Kawasaki - Morris Racing, Obsession Engineering	10	20:45.154	1:30.950	7.318	85.83	2:00.090	10
25	83	C	7 Jason SIGGS	Yamaha - J Siggs Construction	10	20:45.210	1:31.006	0.056	85.83	2:01.926	7
26	333	C	8 Andrew HOUGHTON	Yamaha - Yamaha UK	10	20:46.563	1:32.359	1.353	85.74	2:02.098	7
27	84	C	9 Tunc GUNERGUN	Aprilia -	10	20:48.548	1:34.344	1.985	85.60	2:02.667	10
28	50	C	10 Dan WELFORD	Suzuki - SEG Sussex Electric Gates/ Vistec system:	10	20:54.199	1:39.995	5.651	85.21	2:03.085	7
29	646	C	11 Sukhminder RAI	Yamaha - Asian Sensation	10	21:06.977	1:52.773	12.778	84.35	2:02.199	10
30	116		19 Matthew WREN	Suzuki - TBR performance	10	21:07.213	1:53.009	0.236	84.34	2:02.985	10
31	839	C	12 Nick CRONIN	Ducati - Kite Motorcycles	8	19:21.839	2 Laps	2 Laps	73.59	2:21.838	2

#### NOT CLASSIFIED

DNF	992		Josh WOOD	Kawasaki - murlec	8	15:27.717	2 Laps		92.16	1:54.033	8
DNF	277	C	Adrian AVERRE	Yamaha - Ryders Alley Racing	0						

#### FASTEST LAP

	72		Michael O'BRIEN	Yamaha -	9	1:53.753			93.95 mph	151.21 kph	
	29	C	Mark BRIDGER	Yamaha - Moremoto	5	1:55.278			92.71 mph	149.21 kph	

No. 15 - 10 Second Penalty, Jump Start  
 Class - 92.5% of Race Speed = 85.65 mph  
 Class C - 92.5% of Race Speed = 84.41 mph

Snetterton 300  
 Circuit Length = 2.9689 miles  
 Start: 16:05 Flag 16:24 End: 16:26

Weather / Track : Sunny / Dry

These results are provisional until the conclusion of any judicial and technical matters.

Clerk Of Course :	Steward :	Timekeeper :

Results can be found at [www.tsl-timing.com](http://www.tsl-timing.com)

Printed - 16:27 Saturday, 14 September 2019



# BMCRC - MRO Championships 2019 - Rnd 8 @ Snetterton

Reactive Parts MRO Powerbikes inc Racebuykz.com MRO Clubman 1000

## RACE 13 - LAP CHART

### LAP 1 @ 16:07:11.190

NO	BEHIND	LAP TIME
72		2:01.674
992	2.567	2:04.241
212	3.540	2:05.214
17	3.831	2:05.505
62	3.990	2:05.664
29	4.805	2:06.479
16	5.039	2:06.713
44	6.139	2:07.813
98	6.180	2:07.854
60	6.509	2:08.183
15	6.863	2:08.537
4	7.117	2:08.791
35	8.373	2:10.047
76	9.304	2:10.978
272	9.479	2:11.153
40	10.370	2:12.044
8	10.603	2:12.277
9	10.862	2:12.536
57	11.230	2:12.904
24	11.345	2:13.019
81	12.996	2:14.670
36	14.301	2:15.975
83	15.033	2:16.707
84	15.299	2:16.973
333	15.619	2:17.293
50	16.262	2:17.936
646	17.617	2:19.291
39	17.716	2:19.390
12	18.027	2:19.701
32	18.324	2:19.998
116	19.485	2:21.159
839	33.699	2:35.373

### LAP 2 @ 16:09:04.981

NO	BEHIND	LAP TIME
72		1:53.791
992	3.491	1:54.715
212	6.377	1:56.628
62	6.542	1:56.343
17	6.740	1:56.700
29	7.130	1:56.116
16	7.401	1:56.153
98	9.809	1:57.420
60	10.115	1:57.397
44	10.159	1:57.811
4	11.037	1:57.711
15	11.908	1:58.836
76	15.591	2:00.078
35	15.921	2:01.339
272	16.116	2:00.428
40	16.743	2:00.164
8	16.811	1:59.999
57	17.162	1:59.723
24	17.458	1:59.904
9	18.076	2:01.005
81	20.313	2:01.108
36	22.987	2:02.477
39	23.256	1:59.331
83	25.119	2:03.877
84	25.759	2:04.251
333	25.968	2:04.140
50	26.735	2:04.264

Weather / Track : Sunny / Dry

12	27.564	2:03.328
32	29.814	2:05.281
646	31.016	2:07.190
116	31.325	2:05.631
839	1:01.746	2:21.838

### LAP 3 @ 16:10:59.229

NO	BEHIND	LAP TIME
72		1:54.248
992	5.099	1:55.856
62	7.599	1:55.305
17	8.437	1:55.945
29	8.699	1:55.817
212	9.612	1:57.483
16	9.824	1:56.671
98	13.455	1:57.894
60	13.752	1:57.885
44	13.817	1:57.906
4	14.424	1:57.635
15	15.506	1:57.846
76	22.038	2:00.695
35	22.359	2:00.686
40	22.738	2:00.243
272	22.791	2:00.923
57	23.145	2:00.231
8	23.360	2:00.797
24	23.841	2:00.631
9	23.972	2:00.144
81	27.557	2:01.492
39	28.059	1:59.051
36	30.215	2:01.476
83	34.359	2:03.488
333	34.513	2:02.793
84	35.743	2:04.232
12	36.291	2:02.975
50	37.025	2:04.538
32	38.148	2:02.582
646	42.468	2:05.700
116	42.858	2:05.781
839	1:31.061	2:23.563

### LAP 4 @ 16:12:54.041

NO	BEHIND	LAP TIME
72		1:54.812
992	5.020	1:54.733
62	8.077	1:55.290
29	10.243	1:56.356
17	10.359	1:56.734
212	11.251	1:56.451
16	11.846	1:56.834
60	15.038	1:56.098
98	16.506	1:57.863
4	16.946	1:57.334
44	17.003	1:57.998
15	18.603	1:57.909
76	26.659	1:59.433
40	26.906	1:58.980
272	28.684	2:00.705
57	29.034	2:00.701
24	29.151	2:00.122
35	29.269	2:01.722
8	29.565	2:01.017
9	29.738	2:00.578
39	32.597	1:59.350

81	35.897	2:03.152
36	38.237	2:02.834
333	42.729	2:03.028
12	43.608	2:02.129
83	43.681	2:04.134
84	44.935	2:04.004
50	45.357	2:03.144
32	50.924	2:07.588
646	54.771	2:07.115
116	55.040	2:06.994

### LAP 5 @ 16:14:48.910

NO	BEHIND	LAP TIME
72		1:54.869
839	1 Lap	2:22.569
992	4.647	1:54.496
62	8.786	1:55.578
29	10.652	1:55.278
17	11.898	1:56.408
212	12.114	1:55.732
16	14.295	1:57.318
60	16.999	1:56.830
98	18.793	1:57.156
29	10.652	1:55.278
17	11.898	1:56.408
212	12.114	1:55.732
16	14.295	1:57.318
60	16.999	1:56.830
98	18.793	1:57.156
44	19.177	1:57.043
15	21.238	1:57.504
4	24.007	2:01.930
40	28.481	1:56.444
76	30.837	1:59.047
57	33.638	1:59.473
24	34.986	2:00.704
272	35.046	2:01.231
35	35.505	2:01.105
9	35.840	2:00.971
39	36.763	1:59.035
8	40.989	2:06.293
81	43.802	2:02.774
36	45.771	2:02.403
12	50.806	2:02.067
333	51.609	2:03.749
83	52.601	2:03.789
84	53.521	2:03.455
50	55.022	2:04.534
32	59.393	2:03.338
646	1:05.865	2:05.963
116	1:06.332	2:06.161

### LAP 6 @ 16:16:43.440

NO	BEHIND	LAP TIME
72		1:54.530
992	5.234	1:55.117
62	10.382	1:56.126
29	11.852	1:55.730
17	13.428	1:56.060
212	13.775	1:56.191
16	17.330	1:57.565
60	19.582	1:57.113
98	21.562	1:57.299
44	22.109	1:57.462
15	24.340	1:57.632
4	27.827	1:58.350
40	30.879	1:56.928
839	1 Lap	2:22.852
76	36.085	1:59.778
57	39.037	1:59.929

272	40.893	2:00.377
35	41.139	2:00.164
24	41.180	2:00.724
39	41.350	1:59.117
9	41.673	2:00.363
8	46.197	1:59.738
81	52.118	2:02.846
36	52.544	2:01.303
12	57.948	2:01.672
83	1:00.436	2:02.365
333	1:00.584	2:03.505
84	1:02.158	2:03.167
50	1:04.065	2:03.573
32	1:06.796	2:01.933
646	1:17.032	2:05.697
116	1:17.286	2:05.484

### LAP 7 @ 16:18:38.875

NO	BEHIND	LAP TIME
72		1:55.435
992	4.325	1:54.526
62	10.910	1:55.963
29	12.057	1:55.640
212	13.840	1:55.500
17	14.371	1:56.378
16	19.252	1:57.357
60	20.402	1:56.255
98	23.080	1:56.953
44	23.670	1:56.996
15	26.826	1:57.921
4	31.365	1:58.973
40	32.629	1:57.185
76	41.544	2:00.894
57	42.657	1:59.055
39	45.696	1:59.781
9	46.305	2:00.067
272	46.489	2:01.031
35	46.511	2:00.807
24	47.138	2:01.393
8	50.666	1:59.904
81	1:00.211	2:03.528
36	1:00.438	2:03.329
839	1 Lap	2:24.580
12	1:04.094	2:01.581
83	1:06.927	2:01.926
333	1:07.247	2:02.098
84	1:09.812	2:03.089
50	1:11.715	2:03.085
32	1:12.485	2:01.124
646	1:27.443	2:05.846
116	1:27.595	2:05.744

### LAP 8 @ 16:20:34.364

NO	BEHIND	LAP TIME
72		1:55.489
992	2.869	1:54.033
62	11.563	1:56.142
29	12.261	1:55.693
212	14.019	1:55.668
17	14.180	1:55.298
16	21.018	1:57.255
60	21.159	1:56.246
98	25.027	1:57.436
44	25.304	1:57.123

15	30.249	1:58.912
4	34.134	1:58.258
40	34.477	1:57.337
76	45.861	1:59.806
57	46.301	1:59.133
39	48.211	1:58.004
9	48.946	1:58.130
272	50.996	1:59.996
24	51.054	1:59.405
35	51.509	2:00.487
8	55.207	2:00.030
36	1:07.153	2:02.204
81	1:07.645	2:02.923
12	1:10.072	2:01.467
83	1:14.703	2:03.265
333	1:14.884	2:03.126
84	1:17.297	2:02.974
32	1:19.281	2:02.285
50	1:20.202	2:03.976
839	1 Lap	2:25.165
116	1:35.629	2:03.523
646	1:35.907	2:03.953

### LAP 9 @ 16:22:28.117

NO	BEHIND	LAP TIME
72		1:53.753
62	13.993	1:56.183
29	15.087	1:56.579
212	16.733	1:56.467
17	16.918	1:56.491
60	24.144	1:56.738
16	25.192	1:57.927
98	29.187	1:57.913
44	29.692	1:58.141
15	35.826	1:59.330
4	38.237	1:57.856
40	38.618	1:57.894
76	51.792	1:59.684
57	51.998	1:59.450
39	53.016	1:58.558
9	53.291	1:58.098
24	56.845	1:59.544
272	57.859	2:00.616
35	58.293	2:00.537
8	1:01.584	2:00.130
36	1:15.587	2:02.187
81	1:16.408	2:02.516
12	1:17.486	2:01.167
83	1:23.937	2:02.987
333	1:23.993	2:02.862
32	1:26.463	2:00.935
84	1:27.280	2:03.736
50	1:31.164	2:04.715
116	1:45.627	2:03.751
646	1:46.177	2:04.023

### LAP 10 @ 16:24:23.720

NO	BEHIND	LAP TIME
72		1:55.603
839	2 Laps	2:25.899
62		

# BMCRC - MRO Championships 2019 - Rnd 8 @ Snetterton

Reactive Parts MRO Powerbikes inc Racebuykz.com MRO Clubman 1000

## RACE 13 - LAP CHART

60	25.944	1:57.403
16	27.677	1:58.088
98	31.085	1:57.501
44	31.289	1:57.200
4	39.806	1:57.172
15	39.995	1:59.772
40	40.125	1:57.110
57	55.638	1:59.243
39	55.694	1:58.281
76	56.139	1:59.950
9	56.907	1:59.219
24	59.153	1:57.911
272	1:02.358	2:00.102
35	1:02.557	1:59.867
8	1:05.731	1:59.750
36	1:21.609	2:01.625
81	1:22.522	2:01.717
12	1:23.632	2:01.749
32	1:30.950	2:00.090
83	1:31.006	2:02.672
333	1:32.359	2:03.969
84	1:34.344	2:02.667
50	1:39.995	2:04.434
646	1:52.773	2:02.199
116	1:53.009	2:02.985

Weather / Track : Sunny / Dry

Results can be found at [www.tsl-timing.com](http://www.tsl-timing.com)

Page 2 of 2

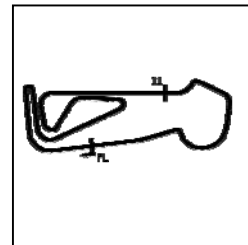
Snetterton 300  
Circuit Length = 2.9689 miles  
Start: 16:05 Flag 16:24 End: 16:26

Printed - 16:28 Saturday, 14 September 2019

# BMCRC - MRO Championships 2019 - Rnd 8 @ Snetterton

Reactive Parts MRO Powerbikes inc Racebuykz.com MRO Clubman 1000

## RACE 13 - SECTOR ANALYSIS



SECTOR 1 = FL to I1, SECTOR 2 = I1 to FL, DIFF = Difference To Personal Best Lap, P = Crossed Finish Line in Pit Lane, D = Time Disallowed

P1 72		Michael O'BRIEN		Yamaha -		
IDEAL LAP TIME : 1:53.459		BEST LAP TIME : 1:53.753		DIFFERENCE : 0.294		
LAP	SECTOR 1	SECTOR 2	LAP TIME	MPH	DIFF	TIME OF DAY
1 -		38.199	2:01.674	87.84	7.921	16:07:11.190
2 -	<b>1:15.563</b>	38.228	1:53.791 (2)	93.92	0.038	16:09:04.981
3 -	1:16.054	38.194	1:54.248 (3)	93.55	0.495	16:10:59.229
4 -	1:16.234	38.578	1:54.812	93.09	1.059	16:12:54.041
5 -	1:16.245	38.624	1:54.869	93.04	1.116	16:14:48.910
6 -	1:16.244	38.286	1:54.530	93.32	0.777	16:16:43.440
7 -	1:16.724	38.711	1:55.435	92.58	1.682	16:18:38.875
8 -	1:16.742	38.747	1:55.489	92.54	1.736	16:20:34.364
9 -	1:15.857	<b>37.896</b>	<b>1:53.753 (1)</b>	<b>93.95</b>		<b>16:22:28.117</b>
10 -	1:16.399	39.204	1:55.603	92.45	1.850	16:24:23.720

P2 62		Kevin SILVAIN		Yamaha - KSAUTOS / Croucher Needham		
IDEAL LAP TIME : 1:55.290		BEST LAP TIME : 1:55.290		DIFFERENCE : 0.000		
LAP	SECTOR 1	SECTOR 2	LAP TIME	MPH	DIFF	TIME OF DAY
1 -		38.788	2:05.664	85.05	10.374	16:07:15.180
2 -	1:17.518	38.825	1:56.343	91.86	1.053	16:09:11.523
3 -	1:16.817	38.488	1:55.305 (2)	92.69	0.015	16:11:06.828
4 -	<b>1:16.815</b>	<b>38.475</b>	<b>1:55.290 (1)</b>	<b>92.70</b>		<b>16:13:02.118</b>
5 -	1:16.993	38.585	1:55.578 (3)	92.47	0.288	16:14:57.696
6 -	1:17.370	38.756	1:56.126	92.03	0.836	16:16:53.822
7 -	1:16.963	39.000	1:55.963	92.16	0.673	16:18:49.785
8 -	1:17.522	38.620	1:56.142	92.02	0.852	16:20:45.927
9 -	1:17.337	38.846	1:56.183	91.99	0.893	16:22:42.110
10 -	1:17.248	38.871	1:56.119	92.04	0.829	16:24:38.229

P3 29 C		Mark BRIDGER		Yamaha - Moremoto		
IDEAL LAP TIME : 1:55.135		BEST LAP TIME : 1:55.278		DIFFERENCE : 0.143		
LAP	SECTOR 1	SECTOR 2	LAP TIME	MPH	DIFF	TIME OF DAY
1 -		39.362	2:06.479	84.50	11.201	16:07:15.995
2 -	1:17.290	38.826	1:56.116	92.04	0.838	16:09:12.111
3 -	1:17.064	38.753	1:55.817	92.28	0.539	16:11:07.928
4 -	1:17.079	39.277	1:56.356	91.85	1.078	16:13:04.284
5 -	<b>1:16.512</b>	38.766	<b>1:55.278 (1)</b>	<b>92.71</b>		<b>16:14:59.562</b>
6 -	1:16.878	38.852	1:55.730	92.35	0.452	16:16:55.292
7 -	1:17.017	<b>38.623</b>	1:55.640 (2)	92.42	0.362	16:18:50.932
8 -	1:16.840	38.853	1:55.693 (3)	92.38	0.415	16:20:46.625
9 -	1:17.450	39.129	1:56.579	91.68	1.301	16:22:43.204
10 -	1:17.624	39.789	1:57.413	91.02	2.135	16:24:40.617

P4 212		Oilly SAVAGE		Yamaha -		
IDEAL LAP TIME : 1:55.369		BEST LAP TIME : 1:55.500		DIFFERENCE : 0.131		
LAP	SECTOR 1	SECTOR 2	LAP TIME	MPH	DIFF	TIME OF DAY
1 -		39.042	2:05.214	85.35	9.714	16:07:14.730
2 -	1:17.575	39.053	1:56.628	91.64	1.128	16:09:11.358
3 -	1:18.389	39.094	1:57.483	90.97	1.983	16:11:08.841
4 -	1:17.609	38.842	1:56.451	91.78	0.951	16:13:05.292
5 -	1:17.056	38.676	1:55.732 (3)	92.35	0.232	16:15:01.024
6 -	1:17.353	38.838	1:56.191	91.98	0.691	16:16:57.215
7 -	1:16.990	<b>38.510</b>	<b>1:55.500 (1)</b>	<b>92.53</b>		<b>16:18:52.715</b>
8 -	<b>1:16.859</b>	38.809	1:55.668 (2)	92.40	0.168	16:20:48.383
9 -	1:17.574	38.893	1:56.467	91.76	0.967	16:22:44.850
10 -	1:17.417	38.884	1:56.301	91.90	0.801	16:24:41.151

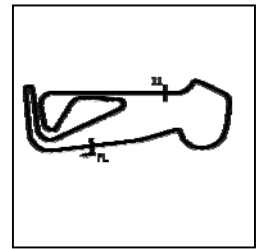
Weather / Track : Sunny / Dry

Snetterton 300  
Circuit Length = 2.9689 miles  
Start: 16:05 Flag 16:24 End: 16:26

# BMCRC - MRO Championships 2019 - Rnd 8 @ Snetterton

Reactive Parts MRO Powerbikes inc Racebuykz.com MRO Clubman 1000

## RACE 13 - SECTOR ANALYSIS



SECTOR 1 = FL to I1, SECTOR 2 = I1 to FL, DIFF = Difference To Personal Best Lap, P = Crossed Finish Line in Pit Lane, D = Time Disallowed

<b>P5 17 Philip BAKER</b>		BMW - J10 electrical massive thanks to David Smith				
IDEAL LAP TIME : 1:55.298		BEST LAP TIME : 1:55.298		DIFFERENCE : 0.000		
LAP	SECTOR 1	SECTOR 2	LAP TIME	MPH	DIFF	TIME OF DAY
1 -		39.007	2:05.505	85.16	10.207	16:07:15.021
2 -	1:18.041	38.659	1:56.700	91.58	1.402	16:09:11.721
3 -	1:17.206	38.739	1:55.945 (2)	92.18	0.647	16:11:07.666
4 -	1:17.144	39.590	1:56.734	91.55	1.436	16:13:04.400
5 -	1:17.816	38.592	1:56.408	91.81	1.110	16:15:00.808
6 -	1:17.217	38.843	1:56.060 (3)	92.09	0.762	16:16:56.868
7 -	1:17.632	38.746	1:56.378	91.83	1.080	16:18:53.246
<b>8 -</b>	<b>1:16.821</b>	<b>38.477</b>	<b>1:55.298 (1)</b>	<b>92.69</b>		<b>16:20:48.544</b>
9 -	1:17.883	38.608	1:56.491	91.75	1.193	16:22:45.035
10 -	1:25.254	39.281	2:04.535	85.82	9.237	16:24:49.570

<b>P6 60 Peter BAKER</b>		Kawasaki - Dodfrey Engineering				
IDEAL LAP TIME : 1:56.098		BEST LAP TIME : 1:56.098		DIFFERENCE : 0.000		
LAP	SECTOR 1	SECTOR 2	LAP TIME	MPH	DIFF	TIME OF DAY
1 -		39.420	2:08.183	83.38	12.085	16:07:17.699
2 -	1:18.320	39.077	1:57.397	91.04	1.299	16:09:15.096
3 -	1:18.382	39.503	1:57.885	90.66	1.787	16:11:12.981
<b>4 -</b>	<b>1:17.287</b>	<b>38.811</b>	<b>1:56.098 (1)</b>	<b>92.06</b>		<b>16:13:09.079</b>
5 -	1:17.588	39.242	1:56.830	91.48	0.732	16:15:05.909
6 -	1:18.176	38.937	1:57.113	91.26	1.015	16:17:03.022
7 -	1:17.290	38.965	1:56.255 (3)	91.93	0.157	16:18:59.277
8 -	1:17.331	38.915	1:56.246 (2)	91.94	0.148	16:20:55.523
9 -	1:17.766	38.972	1:56.738	91.55	0.640	16:22:52.261
10 -	1:18.451	38.952	1:57.403	91.03	1.305	16:24:49.664

<b>P7 16 C Glenn WALSH</b>		BMW - Walters Medical				
IDEAL LAP TIME : 1:56.153		BEST LAP TIME : 1:56.153		DIFFERENCE : 0.000		
LAP	SECTOR 1	SECTOR 2	LAP TIME	MPH	DIFF	TIME OF DAY
1 -		39.309	2:06.713	84.34	10.560	16:07:16.229
<b>2 -</b>	<b>1:17.592</b>	<b>38.561</b>	<b>1:56.153 (1)</b>	<b>92.01</b>		<b>16:09:12.382</b>
3 -	1:17.783	38.888	1:56.671 (2)	91.60	0.518	16:11:09.053
4 -	1:17.690	39.144	1:56.834 (3)	91.48	0.681	16:13:05.887
5 -	1:18.024	39.294	1:57.318	91.10	1.165	16:15:03.205
6 -	1:18.317	39.248	1:57.565	90.91	1.412	16:17:00.770
7 -	1:18.127	39.230	1:57.357	91.07	1.204	16:18:58.127
8 -	1:17.733	39.522	1:57.255	91.15	1.102	16:20:55.382
9 -	1:18.353	39.574	1:57.927	90.63	1.774	16:22:53.309
10 -	1:18.449	39.639	1:58.088	90.50	1.935	16:24:51.397

<b>P8 98 Rick DICKINSON</b>		BMW - MotorcycleRaceParts.co.uk				
IDEAL LAP TIME : 1:56.953		BEST LAP TIME : 1:56.953		DIFFERENCE : 0.000		
LAP	SECTOR 1	SECTOR 2	LAP TIME	MPH	DIFF	TIME OF DAY
1 -		39.543	2:07.854	83.59	10.901	16:07:17.370
2 -	1:18.366	39.054	1:57.420	91.02	0.467	16:09:14.790
3 -	1:18.423	39.471	1:57.894	90.65	0.941	16:11:12.684
4 -	1:18.835	39.028	1:57.863	90.68	0.910	16:13:10.547
5 -	1:18.033	39.123	1:57.156 (2)	91.22	0.203	16:15:07.703
6 -	1:18.056	39.243	1:57.299 (3)	91.11	0.346	16:17:05.002
<b>7 -</b>	<b>1:18.024</b>	<b>38.929</b>	<b>1:56.953 (1)</b>	<b>91.38</b>		<b>16:19:01.955</b>
8 -	1:18.148	39.288	1:57.436	91.01	0.483	16:20:59.391
9 -	1:18.583	39.330	1:57.913	90.64	0.960	16:22:57.304
10 -	1:18.216	39.285	1:57.501	90.96	0.548	16:24:54.805

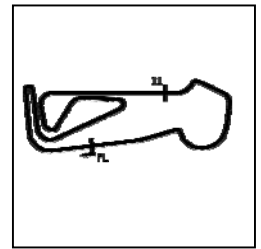
Weather / Track : Sunny / Dry

Snetterton 300  
Circuit Length = 2.9689 miles  
Start: 16:05 Flag 16:24 End: 16:26

# BMCRC - MRO Championships 2019 - Rnd 8 @ Snetterton

Reactive Parts MRO Powerbikes inc Racebuykz.com MRO Clubman 1000

## RACE 13 - SECTOR ANALYSIS



SECTOR 1 = FL to I1, SECTOR 2 = I1 to FL, DIFF = Difference To Personal Best Lap, P = Crossed Finish Line in Pit Lane, D = Time Disallowed

<b>P9 44</b>		<b>Nicky WILSON</b>		Suzuki - Demon GP/Haslemere Motorcycles		
IDEAL LAP TIME : 1:56.821		BEST LAP TIME : 1:56.996		DIFFERENCE : 0.175		
LAP	SECTOR 1	SECTOR 2	LAP TIME	MPH	DIFF	TIME OF DAY
1 -		39.491	2:07.813	83.62	10.817	16:07:17.329
2 -	1:18.815	38.996	1:57.811	90.72	0.815	16:09:15.140
3 -	1:18.487	39.419	1:57.906	90.64	0.910	16:11:13.046
4 -	1:18.861	39.137	1:57.998	90.57	1.002	16:13:11.044
5 -	1:18.120	38.923	1:57.043 (2)	91.31	0.047	16:15:08.087
6 -	1:18.454	39.008	1:57.462	90.99	0.466	16:17:05.549
7 -	1:18.119	<b>38.877</b>	<b>1:56.996 (1)</b>	<b>91.35</b>		<b>16:19:02.545</b>
8 -	<b>1:17.944</b>	39.179	1:57.123 (3)	91.25	0.127	16:20:59.668
9 -	1:18.665	39.476	1:58.141	90.46	1.145	16:22:57.809
10 -	1:18.219	38.981	1:57.200	91.19	0.204	16:24:55.009

<b>P10 4</b>		<b>Darren WNUKOSKI</b>		Yamaha - MCT SUSPENSION		
IDEAL LAP TIME : 1:56.913		BEST LAP TIME : 1:57.172		DIFFERENCE : 0.259		
LAP	SECTOR 1	SECTOR 2	LAP TIME	MPH	DIFF	TIME OF DAY
1 -		39.351	2:08.791	82.98	11.619	16:07:18.307
2 -	1:18.520	<b>39.191</b>	1:57.711	90.79	0.539	16:09:16.018
3 -	1:18.393	39.242	1:57.635 (3)	90.85	0.463	16:11:13.653
4 -	1:18.128	39.206	1:57.334 (2)	91.09	0.162	16:13:10.987
5 -	1:17.848	44.082	2:01.930	87.65	4.758	16:15:12.917
6 -	1:17.955	40.395	1:58.350	90.30	1.178	16:17:11.267
7 -	1:18.898	40.075	1:58.973	89.83	1.801	16:19:10.240
8 -	1:18.760	39.498	1:58.258	90.37	1.086	16:21:08.498
9 -	1:18.297	39.559	1:57.856	90.68	0.684	16:23:06.354
10 -	<b>1:17.722</b>	39.450	<b>1:57.172 (1)</b>	<b>91.21</b>		<b>16:25:03.526</b>

<b>P11 40</b>		<b>Aiden PATMORE</b>		Kawasaki - TBR Performance/NW Roofing		
IDEAL LAP TIME : 1:56.384		BEST LAP TIME : 1:56.444		DIFFERENCE : 0.060		
LAP	SECTOR 1	SECTOR 2	LAP TIME	MPH	DIFF	TIME OF DAY
1 -		40.600	2:12.044	80.94	15.600	16:07:21.560
2 -	1:20.223	39.941	2:00.164	88.94	3.720	16:09:21.724
3 -	1:20.097	40.146	2:00.243	88.88	3.799	16:11:21.967
4 -	1:18.975	40.005	1:58.980	89.83	2.536	16:13:20.947
5 -	<b>1:17.530</b>	38.914	<b>1:56.444 (1)</b>	<b>91.78</b>		<b>16:15:17.391</b>
6 -	1:17.610	39.318	1:56.928 (2)	91.40	0.484	16:17:14.319
7 -	1:18.331	<b>38.854</b>	1:57.185	91.20	0.741	16:19:11.504
8 -	1:18.024	39.313	1:57.337	91.08	0.893	16:21:08.841
9 -	1:18.693	39.201	1:57.894	90.65	1.450	16:23:06.735
10 -	1:17.929	39.181	1:57.110 (3)	91.26	0.666	16:25:03.845

<b>P12 15</b>		<b>Mariusz SIEMIENIUK-JUZWIUK</b>		BMW - BELMONT AUTO SERVICE		
IDEAL LAP TIME : 1:57.405		BEST LAP TIME : 1:57.504		DIFFERENCE : 0.099		
LAP	SECTOR 1	SECTOR 2	LAP TIME	MPH	DIFF	TIME OF DAY
1 -		<b>39.234</b>	2:08.537	83.15	11.033	16:07:18.053
2 -	1:19.008	39.828	1:58.836	89.93	1.332	16:09:16.889
3 -	1:18.605	39.241	1:57.846 (3)	90.69	0.342	16:11:14.735
4 -	1:18.419	39.490	1:57.909	90.64	0.405	16:13:12.644
5 -	<b>1:18.171</b>	39.333	<b>1:57.504 (1)</b>	<b>90.95</b>		<b>16:15:10.148</b>
6 -	1:18.248	39.384	1:57.632 (2)	90.86	0.128	16:17:07.780
7 -	1:18.441	39.480	1:57.921	90.63	0.417	16:19:05.701
8 -	1:19.237	39.675	1:58.912	89.88	1.408	16:21:04.613
9 -	1:19.344	39.986	1:59.330	89.56	1.826	16:23:03.943
10 -	1:19.801	39.971	1:59.772	89.23	2.268	16:25:03.715

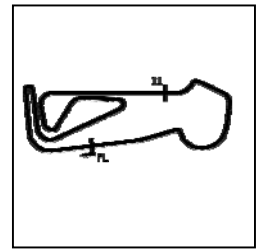
Weather / Track : Sunny / Dry

Snetterton 300  
Circuit Length = 2.9689 miles  
Start: 16:05 Flag 16:24 End: 16:26

# BMCRC - MRO Championships 2019 - Rnd 8 @ Snetterton

Reactive Parts MRO Powerbikes inc Racebuykz.com MRO Clubman 1000

## RACE 13 - SECTOR ANALYSIS



SECTOR 1 = FL to I1, SECTOR 2 = I1 to FL, DIFF = Difference To Personal Best Lap, P = Crossed Finish Line in Pit Lane, D = Time Disallowed

P13 57		Mike SMITH		Kawasaki - Smiffs Garage			
IDEAL LAP TIME : 1:58.709		BEST LAP TIME : 1:59.055		DIFFERENCE : 0.346			
LAP	SECTOR 1	SECTOR 2	LAP TIME	MPH	DIFF	TIME OF DAY	
1 -		40.643	2:12.904	80.41	13.849	16:07:22.420	
2 -	1:19.357	40.366	1:59.723	89.27	0.668	16:09:22.143	
3 -	1:19.854	40.377	2:00.231	88.89	1.176	16:11:22.374	
4 -	1:20.112	40.589	2:00.701	88.55	1.646	16:13:23.075	
5 -	1:19.107	40.366	1:59.473	89.46	0.418	16:15:22.548	
6 -	1:19.233	40.696	1:59.929	89.12	0.874	16:17:22.477	
7 -	1:19.157	<b>39.898</b>	<b>1:59.055 (1)</b>	<b>89.77</b>		<b>16:19:21.532</b>	
8 -	<b>1:18.811</b>	40.322	1:59.133 (2)	89.71	0.078	16:21:20.665	
9 -	1:19.417	40.033	1:59.450	89.47	0.395	16:23:20.115	
10 -	1:19.195	40.048	1:59.243 (3)	89.63	0.188	16:25:19.358	

P14 39 C		Max MORGAN		Kawasaki - MSS PERFORMANCE			
IDEAL LAP TIME : 1:57.838		BEST LAP TIME : 1:58.004		DIFFERENCE : 0.166			
LAP	SECTOR 1	SECTOR 2	LAP TIME	MPH	DIFF	TIME OF DAY	
1 -		45.672	2:19.390	76.67	21.386	16:07:28.906	
2 -	1:19.476	39.855	1:59.331	89.56	1.327	16:09:28.237	
3 -	1:18.808	40.243	1:59.051	89.77	1.047	16:11:27.288	
4 -	1:19.453	39.897	1:59.350	89.55	1.346	16:13:26.638	
5 -	1:19.193	39.842	1:59.035	89.78	1.031	16:15:25.673	
6 -	1:18.765	40.352	1:59.117	89.72	1.113	16:17:24.790	
7 -	1:19.835	39.946	1:59.781	89.23	1.777	16:19:24.571	
8 -	<b>1:18.264</b>	39.740	<b>1:58.004 (1)</b>	<b>90.57</b>		<b>16:21:22.575</b>	
9 -	1:18.984	<b>39.574</b>	1:58.558 (3)	90.15	0.554	16:23:21.133	
10 -	1:18.706	39.575	1:58.281 (2)	90.36	0.277	16:25:19.414	

P15 76		Jason BYARD		Suzuki - May Construction			
IDEAL LAP TIME : 1:58.290		BEST LAP TIME : 1:59.047		DIFFERENCE : 0.757			
LAP	SECTOR 1	SECTOR 2	LAP TIME	MPH	DIFF	TIME OF DAY	
1 -		40.405	2:10.978	81.60	11.931	16:07:20.494	
2 -	1:19.480	40.598	2:00.078	89.00	1.031	16:09:20.572	
3 -	1:20.245	40.450	2:00.695	88.55	1.648	16:11:21.267	
4 -	1:19.493	39.940	1:59.433 (2)	89.49	0.386	16:13:20.700	
5 -	<b>1:18.990</b>	40.057	<b>1:59.047 (1)</b>	<b>89.78</b>		<b>16:15:19.747</b>	
6 -	1:19.784	39.994	1:59.778	89.23	0.731	16:17:19.525	
7 -	1:20.568	40.326	2:00.894	88.40	1.847	16:19:20.419	
8 -	1:19.877	39.929	1:59.806	89.21	0.759	16:21:20.225	
9 -	1:19.769	39.915	1:59.684 (3)	89.30	0.637	16:23:19.909	
10 -	1:20.650	<b>39.300</b>	1:59.950	89.10	0.903	16:25:19.859	

P16 9 C		Luke DIXON		BMW -			
IDEAL LAP TIME : 1:57.680		BEST LAP TIME : 1:58.098		DIFFERENCE : 0.418			
LAP	SECTOR 1	SECTOR 2	LAP TIME	MPH	DIFF	TIME OF DAY	
1 -		41.331	2:12.536	80.64	14.438	16:07:22.052	
2 -	1:20.705	40.300	2:01.005	88.32	2.907	16:09:23.057	
3 -	1:19.975	40.169	2:00.144	88.96	2.046	16:11:23.201	
4 -	1:20.270	40.308	2:00.578	88.64	2.480	16:13:23.779	
5 -	1:20.453	40.518	2:00.971	88.35	2.873	16:15:24.750	
6 -	1:20.475	39.888	2:00.363	88.79	2.265	16:17:25.113	
7 -	1:19.592	40.475	2:00.067	89.01	1.969	16:19:25.180	
8 -	<b>1:18.298</b>	39.832	1:58.130 (2)	90.47	0.032	16:21:23.310	
9 -	1:18.716	<b>39.382</b>	<b>1:58.098 (1)</b>	<b>90.50</b>		<b>16:23:21.408</b>	
10 -	1:19.305	39.914	1:59.219 (3)	89.65	1.121	16:25:20.627	

Weather / Track : Sunny / Dry

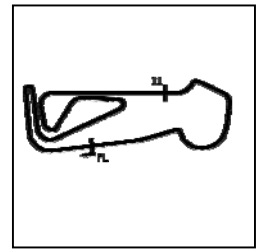
Snetterton 300  
Circuit Length = 2.9689 miles  
Start: 16:05 Flag 16:24 End: 16:26



# BMCRC - MRO Championships 2019 - Rnd 8 @ Snetterton

Reactive Parts MRO Powerbikes inc Racebuykz.com MRO Clubman 1000

## RACE 13 - SECTOR ANALYSIS



SECTOR 1 = FL to I1, SECTOR 2 = I1 to FL, DIFF = Difference To Personal Best Lap, P = Crossed Finish Line in Pit Lane, D = Time Disallowed

P17 24		Alan SMITH		Kawasaki - Orwells Mcs		
IDEAL LAP TIME : 1:57.911		BEST LAP TIME : 1:57.911		DIFFERENCE : 0.000		
LAP	SECTOR 1	SECTOR 2	LAP TIME	MPH	DIFF	TIME OF DAY
1 -		40.412	2:13.019	80.34	15.108	16:07:22.535
2 -	1:19.572	40.332	1:59.904	89.13	1.993	16:09:22.439
3 -	1:19.957	40.674	2:00.631	88.60	2.720	16:11:23.070
4 -	1:19.631	40.491	2:00.122	88.97	2.211	16:13:23.192
5 -	1:20.244	40.460	2:00.704	88.54	2.793	16:15:23.896
6 -	1:20.247	40.477	2:00.724	88.53	2.813	16:17:24.620
7 -	1:20.601	40.792	2:01.393	88.04	3.482	16:19:26.013
8 -	1:19.127	40.278	1:59.405 (2)	89.51	1.494	16:21:25.418
9 -	1:19.671	39.873	1:59.544 (3)	89.40	1.633	16:23:24.962
10 -	1:18.576	39.335	1:57.911 (1)	90.64		16:25:22.873

P18 272 C		Daniel JOHNSON		BMW -		
IDEAL LAP TIME : 1:59.852		BEST LAP TIME : 1:59.996		DIFFERENCE : 0.144		
LAP	SECTOR 1	SECTOR 2	LAP TIME	MPH	DIFF	TIME OF DAY
1 -		40.814	2:11.153	81.49	11.157	16:07:20.669
2 -	1:20.061	40.367	2:00.428	88.75	0.432	16:09:21.097
3 -	1:20.404	40.519	2:00.923	88.38	0.927	16:11:22.020
4 -	1:20.234	40.471	2:00.705	88.54	0.709	16:13:22.725
5 -	1:20.406	40.825	2:01.231	88.16	1.235	16:15:23.956
6 -	1:19.889	40.488	2:00.377 (3)	88.78	0.381	16:17:24.333
7 -	1:19.941	41.090	2:01.031	88.30	1.035	16:19:25.364
8 -	1:19.529	40.467	1:59.996 (1)	89.07		16:21:25.360
9 -	1:20.293	40.323	2:00.616	88.61	0.620	16:23:25.976
10 -	1:19.673	40.429	2:00.102 (2)	88.99	0.106	16:25:26.078

P19 35 C		Robert CRESSWELL		Kawasaki - ODDJOBROB Racing		
IDEAL LAP TIME : 1:59.746		BEST LAP TIME : 1:59.867		DIFFERENCE : 0.121		
LAP	SECTOR 1	SECTOR 2	LAP TIME	MPH	DIFF	TIME OF DAY
1 -		39.941	2:10.047	82.18	10.180	16:07:19.563
2 -	1:20.293	41.046	2:01.339	88.08	1.472	16:09:20.902
3 -	1:20.231	40.455	2:00.686	88.56	0.819	16:11:21.588
4 -	1:20.633	41.089	2:01.722	87.80	1.855	16:13:23.310
5 -	1:20.666	40.439	2:01.105	88.25	1.238	16:15:24.415
6 -	1:19.855	40.309	2:00.164 (2)	88.94	0.297	16:17:24.579
7 -	1:20.329	40.478	2:00.807	88.47	0.940	16:19:25.386
8 -	1:20.153	40.334	2:00.487 (3)	88.70	0.620	16:21:25.873
9 -	1:20.373	40.164	2:00.537	88.67	0.670	16:23:26.410
10 -	1:19.805	40.062	1:59.867 (1)	89.16		16:25:26.277

P20 8		John COUGHLAN		Aprilia - BIKERSWORLD		
IDEAL LAP TIME : 1:59.245		BEST LAP TIME : 1:59.738		DIFFERENCE : 0.493		
LAP	SECTOR 1	SECTOR 2	LAP TIME	MPH	DIFF	TIME OF DAY
1 -		40.554	2:12.277	80.80	12.539	16:07:21.793
2 -	1:19.667	40.332	1:59.999	89.06	0.261	16:09:21.792
3 -	1:20.514	40.283	2:00.797	88.47	1.059	16:11:22.589
4 -	1:20.546	40.471	2:01.017	88.31	1.279	16:13:23.606
5 -	1:19.970	46.323	2:06.293	84.62	6.555	16:15:29.899
6 -	1:19.296	40.442	1:59.738 (1)	89.26		16:17:29.637
7 -	1:19.955	39.949	1:59.904 (3)	89.13	0.166	16:19:29.541
8 -	1:19.602	40.428	2:00.030	89.04	0.292	16:21:29.571
9 -	1:20.094	40.036	2:00.130	88.97	0.392	16:23:29.701
10 -	1:19.670	40.080	1:59.750 (2)	89.25	0.012	16:25:29.451

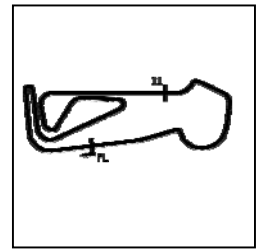
Weather / Track : Sunny / Dry

Snetterton 300  
Circuit Length = 2.9689 miles  
Start: 16:05 Flag 16:24 End: 16:26

# BMCRC - MRO Championships 2019 - Rnd 8 @ Snetterton

Reactive Parts MRO Powerbikes inc Racebuykz.com MRO Clubman 1000

## RACE 13 - SECTOR ANALYSIS



SECTOR 1 = FL to I1, SECTOR 2 = I1 to FL, DIFF = Difference To Personal Best Lap, P = Crossed Finish Line in Pit Lane, D = Time Disallowed

P21 36		Joe BALDRY		BMW - Chilton Motors		
IDEAL LAP TIME : 2:00.980		BEST LAP TIME : 2:01.303		DIFFERENCE : 0.323		
LAP	SECTOR 1	SECTOR 2	LAP TIME	MPH	DIFF	TIME OF DAY
1 -		41.779	2:15.975	78.60	14.672	16:07:25.491
2 -	1:21.005	41.472	2:02.477	87.26	1.174	16:09:27.968
3 -	1:20.527	40.949	2:01.476 (2)	87.98	0.173	16:11:29.444
4 -	1:21.655	41.179	2:02.834	87.01	1.531	16:13:32.278
5 -	1:21.084	41.319	2:02.403	87.31	1.100	16:15:34.681
6 -	<b>1:20.084</b>	41.219	<b>2:01.303 (1)</b>	<b>88.11</b>		<b>16:17:35.984</b>
7 -	1:20.642	42.687	2:03.329	86.66	2.026	16:19:39.313
8 -	1:20.665	41.539	2:02.204	87.46	0.901	16:21:41.517
9 -	1:21.291	<b>40.896</b>	2:02.187	87.47	0.884	16:23:43.704
10 -	1:20.458	41.167	2:01.625 (3)	87.87	0.322	16:25:45.329

P22 81		Luke REYNOLDS		Aprilia - mototechniks		
IDEAL LAP TIME : 2:01.108		BEST LAP TIME : 2:01.108		DIFFERENCE : 0.000		
LAP	SECTOR 1	SECTOR 2	LAP TIME	MPH	DIFF	TIME OF DAY
1 -		41.506	2:14.670	79.36	13.562	16:07:24.186
2 -	<b>1:20.400</b>	<b>40.708</b>	<b>2:01.108 (1)</b>	<b>88.25</b>		<b>16:09:25.294</b>
3 -	1:20.470	41.022	2:01.492 (2)	87.97	0.384	16:11:26.786
4 -	1:21.689	41.463	2:03.152	86.78	2.044	16:13:29.938
5 -	1:21.344	41.430	2:02.774	87.05	1.666	16:15:32.712
6 -	1:21.135	41.711	2:02.846	87.00	1.738	16:17:35.558
7 -	1:20.666	42.862	2:03.528	86.52	2.420	16:19:39.086
8 -	1:21.713	41.210	2:02.923	86.94	1.815	16:21:42.009
9 -	1:21.408	41.108	2:02.516	87.23	1.408	16:23:44.525
10 -	1:20.735	40.982	2:01.717 (3)	87.81	0.609	16:25:46.242

P23 12		David COMBRINCK		Kawasaki -		
IDEAL LAP TIME : 2:00.903		BEST LAP TIME : 2:01.167		DIFFERENCE : 0.264		
LAP	SECTOR 1	SECTOR 2	LAP TIME	MPH	DIFF	TIME OF DAY
1 -		46.227	2:19.701	76.50	18.534	16:07:29.217
2 -	1:21.537	41.791	2:03.328	86.66	2.161	16:09:32.545
3 -	1:21.798	41.177	2:02.975	86.91	1.808	16:11:35.520
4 -	1:20.839	41.290	2:02.129	87.51	0.962	16:13:37.649
5 -	1:21.264	40.803	2:02.067	87.55	0.900	16:15:39.716
6 -	1:20.776	40.896	2:01.672	87.84	0.505	16:17:41.388
7 -	1:20.675	40.906	2:01.581 (3)	87.90	0.414	16:19:42.969
8 -	1:20.793	<b>40.674</b>	2:01.467 (2)	87.99	0.300	16:21:44.436
9 -	<b>1:20.229</b>	40.938	<b>2:01.167 (1)</b>	<b>88.20</b>		<b>16:23:45.603</b>
10 -	1:20.298	41.451	2:01.749	87.78	0.582	16:25:47.352

P24 32		Martin MORRIS		Kawasaki - Morris Racing, Obsession Engineering		
IDEAL LAP TIME : 1:59.906		BEST LAP TIME : 2:00.090		DIFFERENCE : 0.184		
LAP	SECTOR 1	SECTOR 2	LAP TIME	MPH	DIFF	TIME OF DAY
1 -		42.977	2:19.998	76.34	19.908	16:07:29.514
2 -	1:24.072	41.209	2:05.281	85.31	5.191	16:09:34.795
3 -	1:21.712	40.870	2:02.582	87.19	2.492	16:11:37.377
4 -	1:21.296	46.292	2:07.588	83.77	7.498	16:13:44.965
5 -	1:22.527	40.811	2:03.338	86.65	3.248	16:15:48.303
6 -	1:21.191	40.742	2:01.933	87.65	1.843	16:17:50.236
7 -	1:20.795	<b>40.329</b>	2:01.124 (3)	88.24	1.034	16:19:51.360
8 -	1:21.568	40.717	2:02.285	87.40	2.195	16:21:53.645
9 -	1:20.425	40.510	2:00.935 (2)	88.37	0.845	16:23:54.580
10 -	<b>1:19.577</b>	40.513	<b>2:00.090 (1)</b>	<b>89.00</b>		<b>16:25:54.670</b>

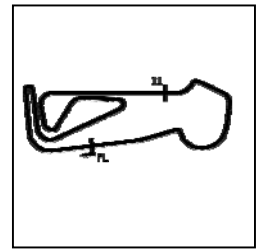
Weather / Track : Sunny / Dry

Snetterton 300  
Circuit Length = 2.9689 miles  
Start: 16:05 Flag 16:24 End: 16:26

# BMCRC - MRO Championships 2019 - Rnd 8 @ Snetterton

Reactive Parts MRO Powerbikes inc Racebuykz.com MRO Clubman 1000

## RACE 13 - SECTOR ANALYSIS



SECTOR 1 = FL to I1, SECTOR 2 = I1 to FL, DIFF = Difference To Personal Best Lap, P = Crossed Finish Line in Pit Lane, D = Time Disallowed

P25 83 C		Jason SIGGS		Yamaha - J Siggs Construction		
IDEAL LAP TIME : 2:01.926		BEST LAP TIME : 2:01.926		DIFFERENCE : 0.000		
LAP	SECTOR 1	SECTOR 2	LAP TIME	MPH	DIFF	TIME OF DAY
1 -		41.486	2:16.707	78.18	14.781	16:07:26.223
2 -	1:22.732	41.145	2:03.877	86.27	1.951	16:09:30.100
3 -	1:22.032	41.456	2:03.488	86.55	1.562	16:11:33.588
4 -	1:22.561	41.573	2:04.134	86.10	2.208	16:13:37.722
5 -	1:22.456	41.333	2:03.789	86.34	1.863	16:15:41.511
6 -	1:21.464	40.901	2:02.365 (2)	87.34	0.439	16:17:43.876
7 -	<b>1:21.059</b>	<b>40.867</b>	<b>2:01.926 (1)</b>	<b>87.66</b>		<b>16:19:45.802</b>
8 -	1:22.075	41.190	2:03.265	86.70	1.339	16:21:49.067
9 -	1:21.573	41.414	2:02.987	86.90	1.061	16:23:52.054
10 -	1:21.215	41.457	2:02.672 (3)	87.12	0.746	16:25:54.726

P26 333 C		Andrew HOUGHTON		Yamaha - Yamaha UK		
IDEAL LAP TIME : 2:02.098		BEST LAP TIME : 2:02.098		DIFFERENCE : 0.000		
LAP	SECTOR 1	SECTOR 2	LAP TIME	MPH	DIFF	TIME OF DAY
1 -		41.660	2:17.293	77.84	15.195	16:07:26.809
2 -	1:22.984	41.156	2:04.140	86.09	2.042	16:09:30.949
3 -	1:21.463	41.330	2:02.793 (2)	87.04	0.695	16:11:33.742
4 -	1:22.219	40.809	2:03.028	86.87	0.930	16:13:36.770
5 -	1:22.762	40.987	2:03.749	86.36	1.651	16:15:40.519
6 -	1:22.502	41.003	2:03.505	86.53	1.407	16:17:44.024
7 -	<b>1:21.301</b>	<b>40.797</b>	<b>2:02.098 (1)</b>	<b>87.53</b>		<b>16:19:46.122</b>
8 -	1:22.011	41.115	2:03.126	86.80	1.028	16:21:49.248
9 -	1:21.623	41.239	2:02.862 (3)	86.99	0.764	16:23:52.110
10 -	1:22.345	41.624	2:03.969	86.21	1.871	16:25:56.079

P27 84 C		Tunc GUNERGUN		Aprilia -		
IDEAL LAP TIME : 2:02.453		BEST LAP TIME : 2:02.667		DIFFERENCE : 0.214		
LAP	SECTOR 1	SECTOR 2	LAP TIME	MPH	DIFF	TIME OF DAY
1 -		41.507	2:16.973	78.03	14.306	16:07:26.489
2 -	1:23.152	41.099	2:04.251	86.02	1.584	16:09:30.740
3 -	1:23.092	41.140	2:04.232	86.03	1.565	16:11:34.972
4 -	1:22.715	41.289	2:04.004	86.19	1.337	16:13:38.976
5 -	1:22.526	<b>40.929</b>	2:03.455	86.57	0.788	16:15:42.431
6 -	1:22.001	41.166	2:03.167	86.77	0.500	16:17:45.598
7 -	1:21.694	41.395	2:03.089 (3)	86.83	0.422	16:19:48.687
8 -	1:21.736	41.238	2:02.974 (2)	86.91	0.307	16:21:51.661
9 -	1:22.540	41.196	2:03.736	86.37	1.069	16:23:55.397
10 -	<b>1:21.524</b>	41.143	<b>2:02.667 (1)</b>	<b>87.13</b>		<b>16:25:58.064</b>

P28 50 C		Dan WELFORD		Suzuki - SEG Sussex Electric Gates/ Vistec systems		
IDEAL LAP TIME : 2:02.955		BEST LAP TIME : 2:03.085		DIFFERENCE : 0.130		
LAP	SECTOR 1	SECTOR 2	LAP TIME	MPH	DIFF	TIME OF DAY
1 -		41.875	2:17.936	77.48	14.851	16:07:27.452
2 -	1:23.094	<b>41.170</b>	2:04.264	86.01	1.179	16:09:31.716
3 -	1:22.897	41.641	2:04.538	85.82	1.453	16:11:36.254
4 -	1:21.890	41.254	2:03.144 (2)	86.79	0.059	16:13:39.398
5 -	1:22.765	41.769	2:04.534	85.82	1.449	16:15:43.932
6 -	1:21.906	41.667	2:03.573 (3)	86.49	0.488	16:17:47.505
7 -	<b>1:21.785</b>	41.300	<b>2:03.085 (1)</b>	<b>86.83</b>		<b>16:19:50.590</b>
8 -	1:22.213	41.763	2:03.976	86.21	0.891	16:21:54.566
9 -	1:22.114	42.601	2:04.715	85.70	1.630	16:23:59.281
10 -	1:22.168	42.266	2:04.434	85.89	1.349	16:26:03.715

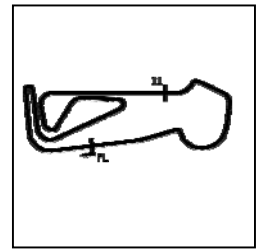
Weather / Track : Sunny / Dry

Snetterton 300  
Circuit Length = 2.9689 miles  
Start: 16:05 Flag 16:24 End: 16:26

# BMCRC - MRO Championships 2019 - Rnd 8 @ Snetterton

Reactive Parts MRO Powerbikes inc Racebuykz.com MRO Clubman 1000

## RACE 13 - SECTOR ANALYSIS



SECTOR 1 = FL to I1, SECTOR 2 = I1 to FL, DIFF = Difference To Personal Best Lap, P = Crossed Finish Line in Pit Lane, D = Time Disallowed

P29 646 C Sukhminder RAI			Yamaha - Asian Sensation			
IDEAL LAP TIME : 2:02.199		BEST LAP TIME : 2:02.199		DIFFERENCE : 0.000		
LAP	SECTOR 1	SECTOR 2	LAP TIME	MPH	DIFF	TIME OF DAY
1 -		42.423	2:19.291	76.73	17.092	16:07:28.807
2 -	1:24.862	42.328	2:07.190	84.03	4.991	16:09:35.997
3 -	1:23.914	41.786	2:05.700	85.02	3.501	16:11:41.697
4 -	1:24.525	42.590	2:07.115	84.08	4.916	16:13:48.812
5 -	1:23.310	42.653	2:05.963	84.85	3.764	16:15:54.775
6 -	1:23.872	41.825	2:05.697	85.03	3.498	16:18:00.472
7 -	1:24.022	41.824	2:05.846	84.92	3.647	16:20:06.318
8 -	1:22.909	41.044	2:03.953 (2)	86.22	1.754	16:22:10.271
9 -	1:23.020	41.003	2:04.023 (3)	86.17	1.824	16:24:14.294
10 -	1:21.280	40.919	2:02.199 (1)	87.46		16:26:16.493

P30 116 Matthew WREN			Suzuki - TBR performance			
IDEAL LAP TIME : 2:02.902		BEST LAP TIME : 2:02.985		DIFFERENCE : 0.083		
LAP	SECTOR 1	SECTOR 2	LAP TIME	MPH	DIFF	TIME OF DAY
1 -		42.714	2:21.159	75.71	18.174	16:07:30.675
2 -	1:23.852	41.779	2:05.631	85.07	2.646	16:09:36.306
3 -	1:23.944	41.837	2:05.781	84.97	2.796	16:11:42.087
4 -	1:24.655	42.339	2:06.994	84.16	4.009	16:13:49.081
5 -	1:23.439	42.722	2:06.161	84.71	3.176	16:15:55.242
6 -	1:23.940	41.544	2:05.484	85.17	2.499	16:18:00.726
7 -	1:24.079	41.665	2:05.744	84.99	2.759	16:20:06.470
8 -	1:22.316	41.207	2:03.523 (2)	86.52	0.538	16:22:09.993
9 -	1:22.916	40.835	2:03.751 (3)	86.36	0.766	16:24:13.744
10 -	1:22.067	40.918	2:02.985 (1)	86.90		16:26:16.729

P31 839 C Nick CRONIN			Ducati - Kite Motorcycles			
IDEAL LAP TIME : 2:21.510		BEST LAP TIME : 2:21.838		DIFFERENCE : 0.328		
LAP	SECTOR 1	SECTOR 2	LAP TIME	MPH	DIFF	TIME OF DAY
1 -		47.643	2:35.373	68.78	13.535	16:07:44.889
2 -	1:33.867	47.971	2:21.838 (1)	75.35		16:10:06.727
3 -	1:34.888	48.675	2:23.563	74.44	1.725	16:12:30.290
4 -	1:34.759	47.810	2:22.569 (2)	74.96	0.731	16:14:52.859
5 -	1:34.709	48.143	2:22.852 (3)	74.81	1.014	16:17:15.711
6 -	1:35.897	48.683	2:24.580	73.92	2.742	16:19:40.291
7 -	1:36.207	48.958	2:25.165	73.62	3.327	16:22:05.456
8 -	1:36.285	49.614	2:25.899	73.25	4.061	16:24:31.355

P32 992 Josh WOOD			Kawasaki - murlec			
IDEAL LAP TIME : 1:53.844		BEST LAP TIME : 1:54.033		DIFFERENCE : 0.189		
LAP	SECTOR 1	SECTOR 2	LAP TIME	MPH	DIFF	TIME OF DAY
1 -		38.844	2:04.241	86.02	10.208	16:07:13.757
2 -	1:16.129	38.586	1:54.715	93.17	0.682	16:09:08.472
3 -	1:17.025	38.831	1:55.856	92.25	1.823	16:11:04.328
4 -	1:16.302	38.431	1:54.733	93.15	0.700	16:12:59.061
5 -	1:15.746	38.750	1:54.496 (2)	93.34	0.463	16:14:53.557
6 -	1:16.204	38.913	1:55.117	92.84	1.084	16:16:48.674
7 -	1:16.238	38.288	1:54.526 (3)	93.32	0.493	16:18:43.200
8 -	1:15.935	38.098	1:54.033 (1)	93.72		16:20:37.233

Weather / Track : Sunny / Dry

Snetterton 300  
Circuit Length = 2.9689 miles  
Start: 16:05 Flag 16:24 End: 16:26

# BMCRC - MRO Championships 2019 - Rnd 8 @ Snetterton

## Reactive Parts MRO Powerbikes inc Racebuykz.com MRO Clubman 1000

### RACE 13 - BEST SECTORS

		SECTOR 1		SECTOR 2		IDEAL / BEST COMPARISON						
POS	NO	NAME	TIME	NO	NAME	TIME	POS	NO	NAME	IDEAL	BEST	DIFF
									PERFECT LAP	1:53.459		
1	72	O'BRIEN	1:15.563	72	O'BRIEN	37.896	1	72	O'BRIEN	1:53.459	1:53.753	0.294
2	992	WOOD	1:15.746	992	WOOD	38.098	2	992	WOOD	1:53.844	1:54.033	0.189
3	29	BRIDGER	1:16.512	62	SILVAIN	38.475	3	29	BRIDGER	1:55.135	1:55.278	0.143
4	62	SILVAIN	1:16.815	17	BAKER	38.477	4	62	SILVAIN	1:55.290	1:55.290	0.000
5	17	BAKER	1:16.821	212	SAVAGE	38.510	5	17	BAKER	1:55.298	1:55.298	0.000
6	212	SAVAGE	1:16.859	16	WALSH	38.561	6	212	SAVAGE	1:55.369	1:55.500	0.131
7	60	BAKER	1:17.287	29	BRIDGER	38.623	7	60	BAKER	1:56.098	1:56.098	0.000
8	40	PATMORE	1:17.530	60	BAKER	38.811	8	16	WALSH	1:56.153	1:56.153	0.000
9	16	WALSH	1:17.592	40	PATMORE	38.854	9	40	PATMORE	1:56.384	1:56.444	0.060
10	4	WNUKOSKI	1:17.722	44	WILSON	38.877	10	44	WILSON	1:56.821	1:56.996	0.175
11	44	WILSON	1:17.944	98	DICKINSON	38.929	11	4	WNUKOSKI	1:56.913	1:57.172	0.259
12	98	DICKINSON	1:18.024	4	WNUKOSKI	39.191	12	98	DICKINSON	1:56.953	1:56.953	0.000
13	15	SIEMIENIUK-JUZWIUK	1:18.171	15	SIEMIENIUK-JUZWIUK	39.234	13	15	SIEMIENIUK-JUZWIUK	1:57.405	1:57.504	0.099
14	39	MORGAN	1:18.264	76	BYARD	39.300	14	9	DIXON	1:57.680	1:58.098	0.418
15	9	DIXON	1:18.298	24	SMITH	39.335	15	39	MORGAN	1:57.838	1:58.004	0.166
16	24	SMITH	1:18.576	9	DIXON	39.382	16	24	SMITH	1:57.911	1:57.911	0.000
17	57	SMITH	1:18.811	39	MORGAN	39.574	17	76	BYARD	1:58.290	1:59.047	0.757
18	76	BYARD	1:18.990	57	SMITH	39.898	18	57	SMITH	1:58.709	1:59.055	0.346
19	8	COUGHLAN	1:19.296	35	CRESSWELL	39.941	19	8	COUGHLAN	1:59.245	1:59.738	0.493
20	272	JOHNSON	1:19.529	8	COUGHLAN	39.949	20	35	CRESSWELL	1:59.746	1:59.867	0.121
21	32	MORRIS	1:19.577	272	JOHNSON	40.323	21	272	JOHNSON	1:59.852	1:59.996	0.144
22	35	CRESSWELL	1:19.805	32	MORRIS	40.329	22	32	MORRIS	1:59.906	2:00.090	0.184
23	36	BALDRY	1:20.084	12	COMBRINCK	40.674	23	12	COMBRINCK	2:00.903	2:01.167	0.264
24	12	COMBRINCK	1:20.229	81	REYNOLDS	40.708	24	36	BALDRY	2:00.980	2:01.303	0.323
25	81	REYNOLDS	1:20.400	333	HOUGHTON	40.797	25	81	REYNOLDS	2:01.108	2:01.108	0.000
26	83	SIGGS	1:21.059	116	WREN	40.835	26	83	SIGGS	2:01.926	2:01.926	0.000
27	646	RAI	1:21.280	83	SIGGS	40.867	27	333	HOUGHTON	2:02.098	2:02.098	0.000
28	333	HOUGHTON	1:21.301	36	BALDRY	40.896	28	646	RAI	2:02.199	2:02.199	0.000
29	84	GUNERGUN	1:21.524	646	RAI	40.919	29	84	GUNERGUN	2:02.453	2:02.667	0.214
30	50	WELFORD	1:21.785	84	GUNERGUN	40.929	30	116	WREN	2:02.902	2:02.985	0.083
31	116	WREN	1:22.067	50	WELFORD	41.170	31	50	WELFORD	2:02.955	2:03.085	0.130
32	839	CRONIN	1:33.867	839	CRONIN	47.643	32	839	CRONIN	2:21.510	2:21.838	0.328

33

## BMCRC - MRO Championships 2019 - Rnd 8 @ Snetterton

### Reactive Parts MRO Powerbikes inc Racebuykz.com MRO Clubman 1000

#### RACE 5 - GRID (7 Laps)



ROW 13	1		1		37	<b>333</b> Andrew HOUGHTON	2:02.098
ROW 12	36	<b>143</b> Steve PALMER	35	<b>34</b> Jeremy NICHOLSON	34	<b>1</b> Barry CHAMBERLAIN	
ROW 11	33	<b>258</b> Ande FRIEND	32	<b>277</b> Adrian AVERRE	31	<b>839</b> Nick CRONIN	2:21.838
ROW 10	30	2:03.085 <b>50</b> Dan WELFORD	29	2:02.985 <b>116</b> Matthew WREN	28	2:02.667 <b>84</b> Tunc GUNERGUN	
ROW 9	27	2:02.199 <b>646</b> Sukhminder RAI	26	2:01.926 <b>83</b> Jason SIGGS	25	2:01.303 <b>36</b> Joe BALDRY	
ROW 8	24	2:01.167 <b>12</b> David COMBRINCK	23	2:01.108 <b>81</b> Luke REYNOLDS	22	2:00.090 <b>32</b> Martin MORRIS	
ROW 7	21	1:59.996 <b>272</b> Daniel JOHNSON	20	1:59.867 <b>35</b> Robert CRESSWELL	19	1:59.738 <b>8</b> John COUGHLAN	
ROW 6	18	1:59.055 <b>57</b> Mike SMITH	17	1:59.047 <b>76</b> Jason BYARD	16	1:58.098 <b>9</b> Luke DIXON	
ROW 5	15	1:58.004 <b>39</b> Max MORGAN	14	1:57.911 <b>24</b> Alan SMITH	13	1:57.504 <b>15</b> Mariusz SIEMIENIUK-JUZWIUK	
ROW 4	12	1:57.172 <b>4</b> Darren WNUKOSKI	11	1:56.996 <b>44</b> Nicky WILSON	10	1:56.953 <b>98</b> Rick DICKINSON	
ROW 3	9	1:56.444 <b>40</b> Aiden PATMORE	8	1:56.153 <b>16</b> Glenn WALSH	7	1:56.098 <b>60</b> Peter BAKER	
ROW 2	6	1:55.500 <b>212</b> Oilly SAVAGE	5	1:55.298 <b>17</b> Philip BAKER	4	1:55.290 <b>62</b> Kevin SILVAIN	
ROW 1	3	1:55.278 <b>29</b> Mark BRIDGER	2	1:54.033 <b>992</b> Josh WOOD	1	1:53.753 <b>72</b> Michael O'BRIEN	
<b>Pole</b>							

Snetterton 300  
Circuit Length = 2.9689 miles

These results are provisional until the conclusion of any judicial and technical matters.

Clerk Of Course :	Steward :	Timekeeper :
-------------------	-----------	--------------

Results can be found at [www.tsl-timing.com](http://www.tsl-timing.com)

Printed - 16:30 Saturday, 14 September 2019



## BMCRC - MRO Championships 2019 - Rnd 8 @ Snetterton

Reactive Parts MRO Powerbikes inc Racebuykz.com MRO Clubman 1000



### RACE 5 - CLASSIFICATION

POS	NO	CL	PIC NAME	ENTRY	LAPS	TIME	GAP	DIFF	MPH	BEST	ON
1	992		1 Josh WOOD	Kawasaki - murlec	7	13:25.912			92.83	1:54.277	4
2	1		2 Michael O'BRIEN	Yamaha -	7	13:25.966	0.054	0.054	92.82	1:53.851	2
3	62		3 Kevin SILVAIN	Yamaha - KSAUTOS / Croucher Needham	7	13:36.598	10.686	10.632	91.61	1:55.577	5
4	60		4 Peter BAKER	Kawasaki - Dodfrey Engineering	7	13:39.217	13.305	2.619	91.32	1:55.435	5
5	17		5 Philip BAKER	BMW - J10 electrical massive thanks to David Smitt	7	13:41.683	15.771	2.466	91.05	1:55.640	7
6	29	C	1 Mark BRIDGER	Yamaha - Moremoto	7	13:42.530	16.618	0.847	90.95	1:56.497	4
7	212		6 Olly SAVAGE	Yamaha -	7	13:42.594	16.682	0.064	90.95	1:56.281	7
8	44		7 Nicky WILSON	Suzuki - Demon GP/Haslemere Motorcycles	7	13:42.805	16.893	0.211	90.92	1:55.905	5
9	98		8 Rick DICKINSON	BMW - MotorcycleRaceParts.co.uk	7	13:49.789	23.877	6.984	90.16	1:55.877	7
10	76		9 Jason BYARD	Suzuki - May Construction	7	13:50.259	24.347	0.470	90.11	1:55.978	7
11	16	C	2 Glenn WALSH	BMW - Walters Medical	7	13:53.477	27.565	3.218	89.76	1:57.593	3
12	57		10 Mike SMITH	Kawasaki - Smiffs Garage	7	13:57.105	31.193	3.628	89.37	1:57.445	4
13	24		11 Alan SMITH	Kawasaki - Orwells Mcs	7	13:59.348	33.436	2.243	89.13	1:57.641	4
14	39	C	3 Max MORGAN	Kawasaki - MSS PERFORMANCE	7	14:02.485	36.573	3.137	88.80	1:57.320	3
15	35	C	4 Robert CRESSWELL	Kawasaki - ODDJOBROB Racing	7	14:04.618	38.706	2.133	88.58	1:58.916	4
16	15*		12 Mariusz SIEMIENIUK-JUZWIUK	BMW - BELMONT AUTO SERVICE	7	14:10.208	44.296	5.590	87.99	1:57.940	6
17	36		13 Joe BALDRY	BMW - Chilton Motors	7	14:24.639	58.727	14.431	86.52	2:00.443	5
18	40		14 Aiden PATMORE	Kawasaki - TBR Performance/NW Roofing	7	14:25.491	59.579	0.852	86.44	2:01.743	2
19	277	C	5 Adrian AVERRE	Yamaha - Ryders Alley Racing	7	14:28.546	1:02.634	3.055	86.13	2:01.406	5
20	12		15 David COMBRINCK	Kawasaki -	7	14:30.122	1:04.210	1.576	85.98	2:01.645	6
21	9	C	6 Luke DIXON	BMW -	7	14:30.392	1:04.480	0.270	85.95	2:01.170	5
22	333	C	7 Andrew HOUGHTON	Yamaha - Yamaha UK	7	14:30.628	1:04.716	0.236	85.93	2:01.631	5
23	83	C	8 Jason SIGGS	Yamaha - J Siggs Construction	7	14:32.968	1:07.056	2.340	85.70	2:00.160	7
24	50	C	9 Dan WELFORD	Suzuki - SEG Sussex Electric Gates/ Vistec system:	7	14:37.183	1:11.271	4.215	85.29	2:01.534	6
25	84	C	10 Tunc GUNERGUN	Aprilia -	7	14:39.148	1:13.236	1.965	85.10	2:00.270	7
26	646	C	11 Sukhminder RAI	Yamaha - Asian Sensation	7	14:42.839	1:16.927	3.691	84.74	2:03.793	6
27	32		16 Martin MORRIS	Kawasaki - Morris Racing, Obsession Engineering	7	14:47.561	1:21.649	4.722	84.29	2:00.939	5
28	839	C	12 Nick CRONIN	Ducati - Kite Motorcycles	6	14:22.715	1 Lap	1 Lap	74.33	2:21.517	3

#### NOT CLASSIFIED

DNF	81		Luke REYNOLDS	Aprilia - mototechniks	3	6:18.249	4 Laps	3 Laps	84.77	2:02.792	2
DNF	4		Darren WNUKOSKI	Yamaha - MCT SUSPENSION	1	2:04.074	6 Laps	2 Laps	86.14		
DNF	8		John COUGHLAN	Aprilia - BIKERSWORLD	0						
DNF	272	C	Daniel JOHNSON	BMW -	0						

#### FASTEST LAP

	1		Michael O'BRIEN	Yamaha -	2	1:53.851			93.87 mph	151.08 kph	
	29	C	Mark BRIDGER	Yamaha - Moremoto	4	1:56.497			91.74 mph	147.65 kph	

No. 15 - 10 Second Penalty, Jump Start  
 Class - 92.5% of Race Speed = 85.86 mph  
 Class C - 92.5% of Race Speed = 84.12 mph

Snetterton 300  
 Circuit Length = 2.9689 miles  
 Start: 11:11 Flag 11:24 End: 11:26

Weather / Track : Bright / Dry  
 These results are provisional until the conclusion of any judicial and technical matters.

Clerk Of Course :	Steward :	Timekeeper :
-------------------	-----------	--------------

Results can be found at [www.tsl-timing.com](http://www.tsl-timing.com)

Printed - 11:26 Sunday, 15 September 2019



# BMCRC - MRO Championships 2019 - Rnd 8 @ Snetterton

## Reactive Parts MRO Powerbikes inc Racebuykz.com MRO Clubman 1000

### RACE 5 - LAP CHART

LAP 1 @ 11:13:23.291			LAP 3 @ 11:17:12.148			LAP 5 @ 11:21:00.945			LAP 7 @ 11:24:49.743		
NO	BEHIND	LAP TIME	NO	BEHIND	LAP TIME	NO	BEHIND	LAP TIME	NO	BEHIND	LAP TIME
992		1:59.460	992		1:54.504	992		1:54.520	992		1:54.448
1	0.775	2:00.235	1	0.182	1:54.413	1	0.450	1:54.823	1	0.054	1:54.343
29	1.836	2:01.296	62	4.730	1:55.801	839	1 Lap	2:21.948	62	10.686	1:55.908
62	2.000	2:01.460	29	6.275	1:56.613	62	7.323	1:55.577	60	13.305	1:56.864
60	2.626	2:02.086	60	6.421	1:56.316	60	8.935	1:55.435	17	15.771	1:55.640
212	3.991	2:03.451	212	8.513	1:56.688	29	10.563	1:56.588	29	16.618	1:57.815
17	4.208	2:03.668	17	8.893	1:56.790	17	12.313	1:55.975	212	16.682	1:56.281
4	4.614	2:04.074	44	9.195	1:56.105	212	12.716	1:56.474	44	16.893	1:56.361
44	4.834	2:04.294	76	13.519	1:57.195	44	12.817	1:55.905	98	23.877	1:55.877
16	5.210	2:04.670	16	13.608	1:57.593	76	19.410	1:57.154	76	24.347	1:55.978
15	6.523	2:05.983	15	15.006	1:58.711	98	19.919	1:56.293	16	27.565	1:58.115
76	6.705	2:06.165	39	15.588	1:57.320	16	20.244	1:57.656	57	31.193	1:58.227
35	7.412	2:06.872	98	15.649	1:57.810	39	23.069	1:57.970	24	33.436	1:58.738
40	7.791	2:07.251	57	17.415	1:57.740	57	24.004	1:57.941	15	34.296	2:00.419
98	7.818	2:07.278	35	17.601	1:59.479	15	24.735	1:59.166	39	36.573	2:03.847
39	8.163	2:07.623	24	18.031	1:58.475	24	25.165	1:58.290	35	38.706	2:00.248
24	8.775	2:08.235	40	22.748	2:02.071	35	27.387	1:59.667	839	1 Lap	2:21.962
57	9.357	2:08.817	81	29.932	2:03.322	40	38.821	2:02.962	36	58.727	2:00.547
81	12.675	2:12.135	277	32.651	2:02.914	36	46.383	2:00.443	40	59.579	2:05.901
12	15.010	2:14.470	12	33.380	2:04.062	277	48.110	2:01.406	277	1:02.634	2:01.453
646	15.637	2:15.097	36	33.437	2:02.181	9	48.609	2:01.170	12	1:04.210	2:02.039
333	15.936	2:15.396	333	33.987	2:02.498	12	49.324	2:02.031	9	1:04.480	2:02.989
277	15.983	2:15.443	9	34.074	2:01.707	333	49.803	2:01.631	333	1:04.716	2:02.043
36	16.369	2:15.829	646	37.010	2:05.042	83	54.869	2:01.052	83	1:07.056	2:00.160
9	17.208	2:16.668	84	37.168	2:04.551	50	56.030	2:03.017	50	1:11.271	2:02.505
84	17.516	2:16.976	50	38.166	2:02.582	646	57.838	2:04.389	84	1:13.236	2:00.270
50	20.890	2:20.350	32	38.506	2:02.355	84	58.024	2:03.722	646	1:16.927	2:04.094
32	22.044	2:21.504	83	39.753	2:01.374	32	58.089	2:00.939	32	1:21.649	2:09.870
83	25.159	2:24.619	839	1:28.851	2:21.517						
839	34.065	2:33.525									

LAP 2 @ 11:15:17.644			LAP 4 @ 11:19:06.425			LAP 6 @ 11:22:55.295		
NO	BEHIND	LAP TIME	NO	BEHIND	LAP TIME	NO	BEHIND	LAP TIME
992		1:54.353	992		1:54.277	992		1:54.350
1	0.273	1:53.851	1	0.147	1:54.242	1	0.159	1:54.059
62	3.433	1:55.786	62	6.266	1:55.813	62	9.226	1:56.253
29	4.166	1:56.683	60	8.020	1:55.876	60	10.889	1:56.304
60	4.609	1:56.336	29	8.495	1:56.497	29	13.251	1:57.038
212	6.329	1:56.691	212	10.762	1:56.526	17	14.579	1:56.616
17	6.607	1:56.752	17	10.858	1:56.242	212	14.849	1:56.483
44	7.594	1:57.113	44	11.432	1:56.514	44	14.980	1:56.513
16	10.519	1:59.662	76	16.776	1:57.534	98	22.448	1:56.879
15	10.799	1:58.629	16	17.108	1:57.777	76	22.817	1:57.757
76	10.828	1:58.476	16	17.108	1:57.777	16	23.898	1:58.004
98	12.343	1:58.878	98	18.146	1:56.774	39	27.174	1:58.455
35	12.626	1:59.567	39	19.619	1:58.308	57	27.414	1:57.760
39	12.772	1:58.962	15	20.089	1:59.360	15	28.325	1:57.940
24	14.060	1:59.638	57	20.583	1:57.445	24	29.146	1:58.331
57	14.179	1:59.175	24	21.395	1:57.641	839	1 Lap	2:21.637
40	15.181	2:01.743	35	22.240	1:58.916	35	32.906	1:59.869
81	21.114	2:02.792	40	30.379	2:01.908	40	48.126	2:03.655
12	23.822	2:03.165	36	40.460	2:01.300	36	52.628	2:00.595
277	24.241	2:02.611	277	41.224	2:02.850	277	55.629	2:01.869
36	25.760	2:03.744	12	41.813	2:02.710	9	55.939	2:01.680
333	25.993	2:04.410	9	41.959	2:02.162	12	56.619	2:01.645
646	26.472	2:05.188	333	42.692	2:02.982	333	57.121	2:01.668
9	26.871	2:04.016	50	47.533	2:03.644	83	1:01.344	2:00.825
84	27.121	2:03.958	646	47.969	2:05.236	50	1:03.214	2:01.534
50	30.088	2:03.551	83	48.337	2:02.861	32	1:06.227	2:02.488
32	30.655	2:02.964	84	48.822	2:05.931	646	1:07.281	2:03.793
83	32.883	2:02.077	32	51.670	2:07.441	84	1:07.414	2:03.740
839	1:01.838	2:22.126						

Snetterton 300

Circuit Length = 2.9689 miles

Start: 11:11 Flag 11:24 End: 11:26

Weather / Track : Bright / Dry

Results can be found at [www.tsl-timing.com](http://www.tsl-timing.com)

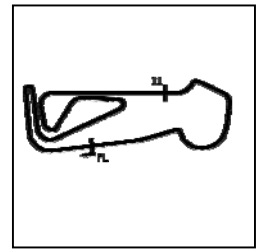
Printed - 11:27 Sunday, 15 September 2019



# BMCRC - MRO Championships 2019 - Rnd 8 @ Snetterton

Reactive Parts MRO Powerbikes inc Racebuykz.com MRO Clubman 1000

## RACE 5 - SECTOR ANALYSIS



SECTOR 1 = FL to I1, SECTOR 2 = I1 to FL, DIFF = Difference To Personal Best Lap, P = Crossed Finish Line in Pit Lane, D = Time Disallowed

P1 992		Josh WOOD		Kawasaki - murlec		
IDEAL LAP TIME : 1:53.824		BEST LAP TIME : 1:54.277		DIFFERENCE : 0.453		
LAP	SECTOR 1	SECTOR 2	LAP TIME	MPH	DIFF	TIME OF DAY
1 -		38.381	1:59.460	89.46	5.183	11:13:23.291
2 -	1:15.899	38.454	1:54.353 (3)	93.46	0.076	11:15:17.644
3 -	1:16.182	<b>38.322</b>	1:54.504	93.34	0.227	11:17:12.148
4 -	1:15.642	38.635	<b>1:54.277 (1)</b>	<b>93.52</b>		<b>11:19:06.425</b>
5 -	<b>1:15.502</b>	39.018	1:54.520	93.32	0.243	11:21:00.945
6 -	1:15.985	38.365	1:54.350 (2)	93.46	0.073	11:22:55.295
7 -	1:15.794	38.654	1:54.448	93.38	0.171	11:24:49.743

P2 1		Michael O'BRIEN		Yamaha -		
IDEAL LAP TIME : 1:53.741		BEST LAP TIME : 1:53.851		DIFFERENCE : 0.110		
LAP	SECTOR 1	SECTOR 2	LAP TIME	MPH	DIFF	TIME OF DAY
1 -		<b>38.312</b>	2:00.235	88.89	6.384	11:13:24.066
2 -	<b>1:15.429</b>	38.422	<b>1:53.851 (1)</b>	<b>93.87</b>		<b>11:15:17.917</b>
3 -	1:16.071	38.342	1:54.413	93.41	0.562	11:17:12.330
4 -	1:15.565	38.677	1:54.242 (3)	93.55	0.391	11:19:06.572
5 -	1:15.855	38.968	1:54.823	93.08	0.972	11:21:01.395
6 -	1:15.641	38.418	1:54.059 (2)	93.70	0.208	11:22:55.454
7 -	1:15.745	38.598	1:54.343	93.47	0.492	11:24:49.797

P3 62		Kevin SILVAIN		Yamaha - KSAUTOS / Croucher Needham		
IDEAL LAP TIME : 1:55.465		BEST LAP TIME : 1:55.577		DIFFERENCE : 0.112		
LAP	SECTOR 1	SECTOR 2	LAP TIME	MPH	DIFF	TIME OF DAY
1 -		38.739	2:01.460	87.99	5.883	11:13:25.291
2 -	1:17.346	<b>38.440</b>	1:55.786 (2)	92.30	0.209	11:15:21.077
3 -	<b>1:17.025</b>	38.776	1:55.801 (3)	92.29	0.224	11:17:16.878
4 -	1:17.186	38.627	1:55.813	92.28	0.236	11:19:12.691
5 -	1:17.099	38.478	<b>1:55.577 (1)</b>	<b>92.47</b>		<b>11:21:08.268</b>
6 -	1:17.387	38.866	1:56.253	91.93	0.676	11:23:04.521
7 -	1:17.320	38.588	1:55.908	92.21	0.331	11:25:00.429

P4 60		Peter BAKER		Kawasaki - Dodfrey Engineering		
IDEAL LAP TIME : 1:55.435		BEST LAP TIME : 1:55.435		DIFFERENCE : 0.000		
LAP	SECTOR 1	SECTOR 2	LAP TIME	MPH	DIFF	TIME OF DAY
1 -		38.893	2:02.086	87.54	6.651	11:13:25.917
2 -	1:17.613	38.723	1:56.336	91.87	0.901	11:15:22.253
3 -	1:17.524	38.792	1:56.316	91.88	0.881	11:17:18.569
4 -	1:17.194	38.682	1:55.876 (2)	92.23	0.441	11:19:14.445
5 -	<b>1:16.798</b>	<b>38.637</b>	<b>1:55.435 (1)</b>	<b>92.58</b>		<b>11:21:09.880</b>
6 -	1:17.195	39.109	1:56.304 (3)	91.89	0.869	11:23:06.184
7 -	1:17.398	39.466	1:56.864	91.45	1.429	11:25:03.048

P5 17		Philip BAKER		BMW - J10 electrical massive thanks to David Smith		
IDEAL LAP TIME : 1:55.509		BEST LAP TIME : 1:55.640		DIFFERENCE : 0.131		
LAP	SECTOR 1	SECTOR 2	LAP TIME	MPH	DIFF	TIME OF DAY
1 -		39.181	2:03.668	86.42	8.028	11:13:27.499
2 -	1:17.921	38.831	1:56.752	91.54	1.112	11:15:24.251
3 -	1:18.098	<b>38.692</b>	1:56.790	91.51	1.150	11:17:21.041
4 -	1:17.513	38.729	1:56.242 (3)	91.94	0.602	11:19:17.283
5 -	1:17.161	38.814	1:55.975 (2)	92.15	0.335	11:21:13.258
6 -	1:17.388	39.228	1:56.616	91.65	0.976	11:23:09.874
7 -	<b>1:16.817</b>	38.823	<b>1:55.640 (1)</b>	<b>92.42</b>		<b>11:25:05.514</b>

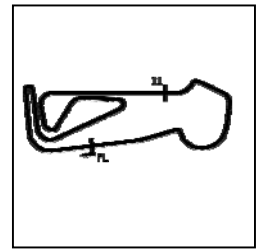
Weather / Track : Bright / Dry

Snetterton 300  
Circuit Length = 2.9689 miles  
Start: 11:11 Flag 11:24 End: 11:26

# BMCRC - MRO Championships 2019 - Rnd 8 @ Snetterton

Reactive Parts MRO Powerbikes inc Racebuykz.com MRO Clubman 1000

## RACE 5 - SECTOR ANALYSIS



SECTOR 1 = FL to I1, SECTOR 2 = I1 to FL, DIFF = Difference To Personal Best Lap, P = Crossed Finish Line in Pit Lane, D = Time Disallowed

<b>P6 29 C</b>		<b>Mark BRIDGER</b>		Yamaha - Moremoto		
IDEAL LAP TIME : 1:56.412		BEST LAP TIME : 1:56.497		DIFFERENCE : 0.085		
LAP	SECTOR 1	SECTOR 2	LAP TIME	MPH	DIFF	TIME OF DAY
1 -		39.352	2:01.296	88.11	4.799	11:13:25.127
2 -	1:17.795	38.888	1:56.683	91.59	0.186	11:15:21.810
3 -	1:17.682	38.931	1:56.613 (3)	91.65	0.116	11:17:18.423
<b>4 -</b>	<b>1:17.705</b>	<b>38.792</b>	<b>1:56.497 (1)</b>	<b>91.74</b>		<b>11:19:14.920</b>
5 -	<b>1:17.620</b>	38.968	1:56.588 (2)	91.67	0.091	11:21:11.508
6 -	1:17.760	39.278	1:57.038	91.32	0.541	11:23:08.546
7 -	1:18.171	39.644	1:57.815	90.71	1.318	11:25:06.361

<b>P7 212</b>		<b>Oilly SAVAGE</b>		Yamaha -		
IDEAL LAP TIME : 1:55.478		BEST LAP TIME : 1:56.281		DIFFERENCE : 0.803		
LAP	SECTOR 1	SECTOR 2	LAP TIME	MPH	DIFF	TIME OF DAY
1 -		39.692	2:03.451	86.57	7.170	11:13:27.282
2 -	1:17.684	39.007	1:56.691	91.59	0.410	11:15:23.973
3 -	1:18.052	<b>38.636</b>	1:56.688	91.59	0.407	11:17:20.661
4 -	1:17.624	38.902	1:56.526	91.72	0.245	11:19:17.187
5 -	1:17.567	38.907	1:56.474 (2)	91.76	0.193	11:21:13.661
6 -	1:17.766	38.717	1:56.483 (3)	91.75	0.202	11:23:10.144
<b>7 -</b>	<b>1:16.842</b>	39.439	<b>1:56.281 (1)</b>	<b>91.91</b>		<b>11:25:06.425</b>

<b>P8 44</b>		<b>Nicky WILSON</b>		Suzuki - Demon GP/Haslemere Motorcycles		
IDEAL LAP TIME : 1:55.729		BEST LAP TIME : 1:55.905		DIFFERENCE : 0.176		
LAP	SECTOR 1	SECTOR 2	LAP TIME	MPH	DIFF	TIME OF DAY
1 -		39.440	2:04.294	85.99	8.389	11:13:28.125
2 -	1:18.327	38.786	1:57.113	91.26	1.208	11:15:25.238
3 -	1:17.339	38.766	1:56.105 (2)	92.05	0.200	11:17:21.343
4 -	1:17.735	38.779	1:56.514	91.73	0.609	11:19:17.857
<b>5 -</b>	<b>1:17.205</b>	<b>38.700</b>	<b>1:55.905 (1)</b>	<b>92.21</b>		<b>11:21:13.762</b>
6 -	1:17.915	<b>38.598</b>	1:56.513	91.73	0.608	11:23:10.275
7 -	<b>1:17.131</b>	39.230	1:56.361 (3)	91.85	0.456	11:25:06.636

<b>P9 98</b>		<b>Rick DICKINSON</b>		BMW - MotorcycleRaceParts.co.uk		
IDEAL LAP TIME : 1:55.877		BEST LAP TIME : 1:55.877		DIFFERENCE : 0.000		
LAP	SECTOR 1	SECTOR 2	LAP TIME	MPH	DIFF	TIME OF DAY
1 -		39.911	2:07.278	83.97	11.401	11:13:31.109
2 -	1:19.062	39.816	1:58.878	89.90	3.001	11:15:29.987
3 -	1:18.543	39.267	1:57.810	90.72	1.933	11:17:27.797
4 -	1:17.953	38.821	1:56.774 (3)	91.52	0.897	11:19:24.571
5 -	1:17.330	38.963	1:56.293 (2)	91.90	0.416	11:21:20.864
6 -	1:17.590	39.289	1:56.879	91.44	1.002	11:23:17.743
<b>7 -</b>	<b>1:17.108</b>	<b>38.769</b>	<b>1:55.877 (1)</b>	<b>92.23</b>		<b>11:25:13.620</b>

<b>P10 76</b>		<b>Jason BYARD</b>		Suzuki - May Construction		
IDEAL LAP TIME : 1:55.936		BEST LAP TIME : 1:55.978		DIFFERENCE : 0.042		
LAP	SECTOR 1	SECTOR 2	LAP TIME	MPH	DIFF	TIME OF DAY
1 -		39.756	2:06.165	84.71	10.187	11:13:29.996
2 -	1:19.061	39.415	1:58.476	90.21	2.498	11:15:28.472
3 -	1:18.441	<b>38.754</b>	1:57.195 (3)	91.19	1.217	11:17:25.667
4 -	1:18.301	39.233	1:57.534	90.93	1.556	11:19:23.201
5 -	1:17.995	39.159	1:57.154 (2)	91.23	1.176	11:21:20.355
6 -	1:18.611	39.146	1:57.757	90.76	1.779	11:23:18.112
<b>7 -</b>	<b>1:17.182</b>	38.796	<b>1:55.978 (1)</b>	<b>92.15</b>		<b>11:25:14.090</b>

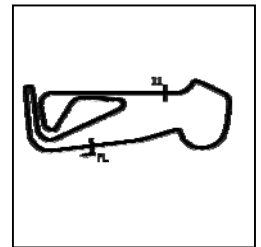
Weather / Track : Bright / Dry

Snetterton 300  
Circuit Length = 2.9689 miles  
Start: 11:11 Flag 11:24 End: 11:26

# BMCRC - MRO Championships 2019 - Rnd 8 @ Snetterton

Reactive Parts MRO Powerbikes inc Racebuykz.com MRO Clubman 1000

## RACE 5 - SECTOR ANALYSIS



SECTOR 1 = FL to I1, SECTOR 2 = I1 to FL, DIFF = Difference To Personal Best Lap, P = Crossed Finish Line in Pit Lane, D = Time Disallowed

P11 16 C		Glenn WALSH		BMW - Walters Medical		
IDEAL LAP TIME : 1:57.243		BEST LAP TIME : 1:57.593		DIFFERENCE : 0.350		
LAP	SECTOR 1	SECTOR 2	LAP TIME	MPH	DIFF	TIME OF DAY
1 -		39.419	2:04.670	85.73	7.077	11:13:28.501
2 -	1:20.134	39.528	1:59.662	89.31	2.069	11:15:28.163
3 -	1:18.195	39.398	<b>1:57.593 (1)</b>	<b>90.89</b>		<b>11:17:25.756</b>
4 -	1:18.450	<b>39.327</b>	1:57.777 (3)	90.74	0.184	11:19:23.533
5 -	<b>1:17.916</b>	39.740	1:57.656 (2)	90.84	0.063	11:21:21.189
6 -	1:18.199	39.805	1:58.004	90.57	0.411	11:23:19.193
7 -	1:18.168	39.947	1:58.115	90.48	0.522	11:25:17.308

P12 57		Mike SMITH		Kawasaki - Smiffs Garage		
IDEAL LAP TIME : 1:57.073		BEST LAP TIME : 1:57.445		DIFFERENCE : 0.372		
LAP	SECTOR 1	SECTOR 2	LAP TIME	MPH	DIFF	TIME OF DAY
1 -		40.458	2:08.817	82.97	11.372	11:13:32.648
2 -	1:19.450	39.725	1:59.175	89.68	1.730	11:15:31.823
3 -	1:18.134	39.606	1:57.740 (2)	90.77	0.295	11:17:29.563
4 -	1:17.794	39.651	<b>1:57.445 (1)</b>	<b>91.00</b>		<b>11:19:27.008</b>
5 -	1:18.457	<b>39.484</b>	1:57.941	90.62	0.496	11:21:24.949
6 -	<b>1:17.589</b>	40.171	1:57.760 (3)	90.76	0.315	11:23:22.709
7 -	1:18.325	39.902	1:58.227	90.40	0.782	11:25:20.936

P13 24		Alan SMITH		Kawasaki - Orwells Mcs		
IDEAL LAP TIME : 1:57.482		BEST LAP TIME : 1:57.641		DIFFERENCE : 0.159		
LAP	SECTOR 1	SECTOR 2	LAP TIME	MPH	DIFF	TIME OF DAY
1 -		40.063	2:08.235	83.34	10.594	11:13:32.066
2 -	1:19.558	40.080	1:59.638	89.33	1.997	11:15:31.704
3 -	1:18.721	39.754	1:58.475	90.21	0.834	11:17:30.179
4 -	<b>1:17.980</b>	39.661	<b>1:57.641 (1)</b>	<b>90.85</b>		<b>11:19:27.820</b>
5 -	1:18.641	39.649	1:58.290 (2)	90.35	0.649	11:21:26.110
6 -	1:18.829	<b>39.502</b>	1:58.331 (3)	90.32	0.690	11:23:24.441
7 -	1:19.194	39.544	1:58.738	90.01	1.097	11:25:23.179

P14 39 C		Max MORGAN		Kawasaki - MSS PERFORMANCE		
IDEAL LAP TIME : 1:57.196		BEST LAP TIME : 1:57.320		DIFFERENCE : 0.124		
LAP	SECTOR 1	SECTOR 2	LAP TIME	MPH	DIFF	TIME OF DAY
1 -		40.476	2:07.623	83.74	10.303	11:13:31.454
2 -	1:18.973	39.989	1:58.962	89.84	1.642	11:15:30.416
3 -	<b>1:17.815</b>	39.505	<b>1:57.320 (1)</b>	<b>91.10</b>		<b>11:17:27.736</b>
4 -	1:18.927	<b>39.381</b>	1:58.308 (3)	90.34	0.988	11:19:26.044
5 -	1:18.353	39.617	1:57.970 (2)	90.59	0.650	11:21:24.014
6 -	1:18.372	40.083	1:58.455	90.22	1.135	11:23:22.469
7 -	1:23.889	39.958	2:03.847	86.30	6.527	11:25:26.316

P15 35 C		Robert CRESSWELL		Kawasaki - ODDJOBROB Racing		
IDEAL LAP TIME : 1:58.916		BEST LAP TIME : 1:58.916		DIFFERENCE : 0.000		
LAP	SECTOR 1	SECTOR 2	LAP TIME	MPH	DIFF	TIME OF DAY
1 -		40.038	2:06.872	84.24	7.956	11:13:30.703
2 -	1:19.273	40.294	1:59.567 (3)	89.38	0.651	11:15:30.270
3 -	1:19.340	40.139	1:59.479 (2)	89.45	0.563	11:17:29.749
4 -	<b>1:19.170</b>	<b>39.746</b>	<b>1:58.916 (1)</b>	<b>89.87</b>		<b>11:19:28.665</b>
5 -	1:19.644	40.023	1:59.667	89.31	0.751	11:21:28.332
6 -	1:19.683	40.186	1:59.869	89.16	0.953	11:23:28.201
7 -	1:20.017	40.231	2:00.248	88.88	1.332	11:25:28.449

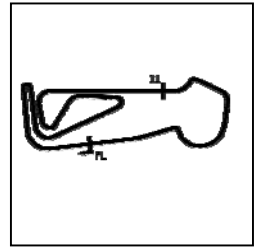
Weather / Track : Bright / Dry

Snetterton 300  
Circuit Length = 2.9689 miles  
Start: 11:11 Flag 11:24 End: 11:26

# BMCRC - MRO Championships 2019 - Rnd 8 @ Snetterton

Reactive Parts MRO Powerbikes inc Racebuykz.com MRO Clubman 1000

## RACE 5 - SECTOR ANALYSIS



SECTOR 1 = FL to I1, SECTOR 2 = I1 to FL, DIFF = Difference To Personal Best Lap, P = Crossed Finish Line in Pit Lane, D = Time Disallowed

P16 15		Mariusz SIEMIENIUK-JUZWIUK		BMW - BELMONT AUTO SERVICE		
IDEAL LAP TIME : 1:57.940		BEST LAP TIME : 1:57.940		DIFFERENCE : 0.000		
LAP	SECTOR 1	SECTOR 2	LAP TIME	MPH	DIFF	TIME OF DAY
1 -		39.731	2:05.983	84.83	8.043	11:13:29.814
2 -	1:19.051	39.578	1:58.629 (2)	90.09	0.689	11:15:28.443
3 -	1:19.221	39.490	1:58.711 (3)	90.03	0.771	11:17:27.154
4 -	1:19.672	39.688	1:59.360	89.54	1.420	11:19:26.514
5 -	1:19.556	39.610	1:59.166	89.69	1.226	11:21:25.680
6 -	<b>1:18.590</b>	<b>39.350</b>	<b>1:57.940 (1)</b>	<b>90.62</b>		<b>11:23:23.620</b>
7 -	1:19.955	40.464	2:00.419	88.75	2.479	11:25:24.039

P17 36		Joe BALDRY		BMW - Chilton Motors		
IDEAL LAP TIME : 2:00.376		BEST LAP TIME : 2:00.443		DIFFERENCE : 0.067		
LAP	SECTOR 1	SECTOR 2	LAP TIME	MPH	DIFF	TIME OF DAY
1 -		41.660	2:15.829	78.68	15.386	11:13:39.660
2 -	1:22.563	41.181	2:03.744	86.37	3.301	11:15:43.404
3 -	1:20.810	41.371	2:02.181	87.47	1.738	11:17:45.585
4 -	1:20.455	40.845	2:01.300	88.11	0.857	11:19:46.885
5 -	<b>1:19.802</b>	40.641	<b>2:00.443 (1)</b>	<b>88.73</b>		<b>11:21:47.328</b>
6 -	1:20.001	40.594	2:00.595 (3)	88.62	0.152	11:23:47.923
7 -	1:19.973	<b>40.574</b>	2:00.547 (2)	88.66	0.104	11:25:48.470

P18 40		Aiden PATMORE		Kawasaki - TBR Performance/NW Roofing		
IDEAL LAP TIME : 2:01.178		BEST LAP TIME : 2:01.743		DIFFERENCE : 0.565		
LAP	SECTOR 1	SECTOR 2	LAP TIME	MPH	DIFF	TIME OF DAY
1 -		40.619	2:07.251	83.99	5.508	11:13:31.082
2 -	1:21.540	<b>40.203</b>	<b>2:01.743 (1)</b>	<b>87.79</b>		<b>11:15:32.825</b>
3 -	<b>1:20.975</b>	41.096	2:02.071 (3)	87.55	0.328	11:17:34.896
4 -	1:21.084	40.824	2:01.908 (2)	87.67	0.165	11:19:36.804
5 -	1:21.769	41.193	2:02.962	86.92	1.219	11:21:39.766
6 -	1:22.279	41.376	2:03.655	86.43	1.912	11:23:43.421
7 -	1:23.523	42.378	2:05.901	84.89	4.158	11:25:49.322

P19 277 C		Adrian AVERRE		Yamaha - Ryders Alley Racing		
IDEAL LAP TIME : 2:01.250		BEST LAP TIME : 2:01.406		DIFFERENCE : 0.156		
LAP	SECTOR 1	SECTOR 2	LAP TIME	MPH	DIFF	TIME OF DAY
1 -		41.654	2:15.443	78.91	14.037	11:13:39.274
2 -	1:21.953	40.658	2:02.611	87.17	1.205	11:15:41.885
3 -	1:21.873	41.041	2:02.914	86.95	1.508	11:17:44.799
4 -	1:22.086	40.764	2:02.850	87.00	1.444	11:19:47.649
5 -	1:20.882	<b>40.524</b>	<b>2:01.406 (1)</b>	<b>88.03</b>		<b>11:21:49.055</b>
6 -	1:20.984	40.885	2:01.869 (3)	87.70	0.463	11:23:50.924
7 -	<b>1:20.726</b>	40.727	2:01.453 (2)	88.00	0.047	11:25:52.377

P20 12		David COMBRINCK		Kawasaki -		
IDEAL LAP TIME : 2:01.645		BEST LAP TIME : 2:01.645		DIFFERENCE : 0.000		
LAP	SECTOR 1	SECTOR 2	LAP TIME	MPH	DIFF	TIME OF DAY
1 -		45.034	2:14.470	79.48	12.825	11:13:38.301
2 -	1:21.698	41.467	2:03.165	86.77	1.520	11:15:41.466
3 -	1:22.422	41.640	2:04.062	86.15	2.417	11:17:45.528
4 -	1:21.627	41.083	2:02.710	87.10	1.065	11:19:48.238
5 -	1:21.066	40.965	2:02.031 (2)	87.58	0.386	11:21:50.269
6 -	<b>1:20.711</b>	<b>40.934</b>	<b>2:01.645 (1)</b>	<b>87.86</b>		<b>11:23:51.914</b>
7 -	1:21.006	41.033	2:02.039 (3)	87.57	0.394	11:25:53.953

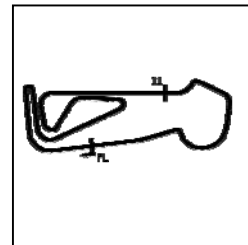
Weather / Track : Bright / Dry

Snetterton 300  
Circuit Length = 2.9689 miles  
Start: 11:11 Flag 11:24 End: 11:26

# BMCRC - MRO Championships 2019 - Rnd 8 @ Snetterton

Reactive Parts MRO Powerbikes inc Racebuykz.com MRO Clubman 1000

## RACE 5 - SECTOR ANALYSIS



SECTOR 1 = FL to I1, SECTOR 2 = I1 to FL, DIFF = Difference To Personal Best Lap, P = Crossed Finish Line in Pit Lane, D = Time Disallowed

P21 9 C Luke DIXON		BMW -				
IDEAL LAP TIME : 2:00.917		BEST LAP TIME : 2:01.170				
		DIFFERENCE : 0.253				
LAP	SECTOR 1	SECTOR 2	LAP TIME	MPH	DIFF	TIME OF DAY
1 -		42.516	2:16.668	78.20	15.498	11:13:40.499
2 -	1:22.744	41.272	2:04.016	86.18	2.846	11:15:44.515
3 -	1:21.204	40.503	2:01.707 (3)	87.81	0.537	11:17:46.222
4 -	1:21.511	40.651	2:02.162	87.49	0.992	11:19:48.384
5 -	1:21.100	<b>40.070</b>	<b>2:01.170 (1)</b>	<b>88.20</b>		<b>11:21:49.554</b>
6 -	<b>1:20.847</b>	40.833	2:01.680 (2)	87.83	0.510	11:23:51.234
7 -	1:21.492	41.497	2:02.989	86.90	1.819	11:25:54.223

P22 333 C Andrew HOUGHTON		Yamaha - Yamaha UK				
IDEAL LAP TIME : 2:01.102		BEST LAP TIME : 2:01.631				
		DIFFERENCE : 0.529				
LAP	SECTOR 1	SECTOR 2	LAP TIME	MPH	DIFF	TIME OF DAY
1 -		42.312	2:15.396	78.93	13.765	11:13:39.227
2 -	1:23.364	41.046	2:04.410	85.91	2.779	11:15:43.637
3 -	1:21.600	40.898	2:02.498	87.25	0.867	11:17:46.135
4 -	1:21.899	41.083	2:02.982	86.90	1.351	11:19:49.117
5 -	1:21.447	<b>40.184</b>	<b>2:01.631 (1)</b>	<b>87.87</b>		<b>11:21:50.748</b>
6 -	<b>1:20.918</b>	40.750	2:01.668 (2)	87.84	0.037	11:23:52.416
7 -	1:21.099	40.944	2:02.043 (3)	87.57	0.412	11:25:54.459

P23 83 C Jason SIGGS		Yamaha - J Siggs Construction				
IDEAL LAP TIME : 2:00.160		BEST LAP TIME : 2:00.160				
		DIFFERENCE : 0.000				
LAP	SECTOR 1	SECTOR 2	LAP TIME	MPH	DIFF	TIME OF DAY
1 -		41.701	2:24.619	73.90	24.459	11:13:48.450
2 -	1:21.362	40.715	2:02.077	87.55	1.917	11:15:50.527
3 -	1:20.834	40.540	2:01.374	88.05	1.214	11:17:51.901
4 -	1:21.464	41.397	2:02.861	86.99	2.701	11:19:54.762
5 -	1:20.549	40.503	2:01.052 (3)	88.29	0.892	11:21:55.814
6 -	1:20.465	40.360	2:00.825 (2)	88.45	0.665	11:23:56.639
7 -	<b>1:19.976</b>	<b>40.184</b>	<b>2:00.160 (1)</b>	<b>88.94</b>		<b>11:25:56.799</b>

P24 50 C Dan WELFORD		Suzuki - SEG Sussex Electric Gates/ Vistec systems				
IDEAL LAP TIME : 2:01.534		BEST LAP TIME : 2:01.534				
		DIFFERENCE : 0.000				
LAP	SECTOR 1	SECTOR 2	LAP TIME	MPH	DIFF	TIME OF DAY
1 -		42.063	2:20.350	76.15	18.816	11:13:44.181
2 -	1:22.593	40.958	2:03.551	86.50	2.017	11:15:47.732
3 -	1:21.383	41.199	2:02.582 (3)	87.19	1.048	11:17:50.314
4 -	1:22.171	41.473	2:03.644	86.44	2.110	11:19:53.958
5 -	1:21.123	41.894	2:03.017	86.88	1.483	11:21:56.975
6 -	<b>1:20.858</b>	<b>40.676</b>	<b>2:01.534 (1)</b>	<b>87.94</b>		<b>11:23:58.509</b>
7 -	1:21.334	41.171	2:02.505 (2)	87.24	0.971	11:26:01.014

P25 84 C Tunc GUNERGUN		Aprilia -				
IDEAL LAP TIME : 2:00.270		BEST LAP TIME : 2:00.270				
		DIFFERENCE : 0.000				
LAP	SECTOR 1	SECTOR 2	LAP TIME	MPH	DIFF	TIME OF DAY
1 -		42.182	2:16.976	78.02	16.706	11:13:40.807
2 -	1:23.071	40.887	2:03.958	86.22	3.688	11:15:44.765
3 -	1:22.876	41.675	2:04.551	85.81	4.281	11:17:49.316
4 -	1:23.500	42.431	2:05.931	84.87	5.661	11:19:55.247
5 -	1:22.267	41.455	2:03.722 (2)	86.38	3.452	11:21:58.969
6 -	1:22.828	40.912	2:03.740 (3)	86.37	3.470	11:24:02.709
7 -	<b>1:19.776</b>	<b>40.494</b>	<b>2:00.270 (1)</b>	<b>88.86</b>		<b>11:26:02.979</b>

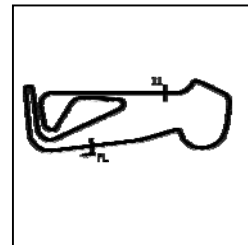
Weather / Track : Bright / Dry

Snetterton 300  
Circuit Length = 2.9689 miles  
Start: 11:11 Flag 11:24 End: 11:26

# BMCRC - MRO Championships 2019 - Rnd 8 @ Snetterton

Reactive Parts MRO Powerbikes inc Racebuykz.com MRO Clubman 1000

## RACE 5 - SECTOR ANALYSIS



SECTOR 1 = FL to I1, SECTOR 2 = I1 to FL, DIFF = Difference To Personal Best Lap, P = Crossed Finish Line in Pit Lane, D = Time Disallowed

P26 646 C		Sukhminder RAI		Yamaha - Asian Sensation		
IDEAL LAP TIME : 2:03.699		BEST LAP TIME : 2:03.793		DIFFERENCE : 0.094		
LAP	SECTOR 1	SECTOR 2	LAP TIME	MPH	DIFF	TIME OF DAY
1 -		42.275	2:15.097	79.11	11.304	11:13:38.928
2 -	1:23.244	41.944	2:05.188	85.37	1.395	11:15:44.116
3 -	1:22.924	42.118	2:05.042	85.47	1.249	11:17:49.158
4 -	1:23.236	42.000	2:05.236	85.34	1.443	11:19:54.394
5 -	1:22.668	41.721	2:04.389 (3)	85.92	0.596	11:21:58.783
6 -	1:22.493	<b>41.300</b>	<b>2:03.793 (1)</b>	<b>86.33</b>		<b>11:24:02.576</b>
7 -	<b>1:22.399</b>	41.695	2:04.094 (2)	86.12	0.301	11:26:06.670

P27 32		Martin MORRIS		Kawasaki - Morris Racing, Obsession Engineering		
IDEAL LAP TIME : 2:00.168		BEST LAP TIME : 2:00.939		DIFFERENCE : 0.771		
LAP	SECTOR 1	SECTOR 2	LAP TIME	MPH	DIFF	TIME OF DAY
1 -		41.032	2:21.504	75.53	20.565	11:13:45.335
2 -	1:21.904	41.060	2:02.964	86.92	2.025	11:15:48.299
3 -	1:21.384	40.971	2:02.355 (2)	87.35	1.416	11:17:50.654
4 -	1:22.246	45.195	2:07.441	83.86	6.502	11:19:58.095
5 -	1:20.258	40.681	<b>2:00.939 (1)</b>	<b>88.37</b>		<b>11:21:59.034</b>
6 -	1:22.159	<b>40.329</b>	2:02.488 (3)	87.25	1.549	11:24:01.522
7 -	<b>1:19.839</b>	50.031	2:09.870	82.29	8.931	11:26:11.392

P28 839 C		Nick CRONIN		Ducati - Kite Motorcycles		
IDEAL LAP TIME : 2:21.286		BEST LAP TIME : 2:21.517		DIFFERENCE : 0.231		
LAP	SECTOR 1	SECTOR 2	LAP TIME	MPH	DIFF	TIME OF DAY
1 -		48.038	2:33.525	69.61	12.008	11:13:57.356
2 -	1:34.516	<b>47.610</b>	2:22.126	75.20	0.609	11:16:19.482
3 -	1:33.848	47.669	<b>2:21.517 (1)</b>	<b>75.52</b>		<b>11:18:40.999</b>
4 -	1:34.031	47.917	2:21.948 (3)	75.29	0.431	11:21:02.947
5 -	<b>1:33.676</b>	47.961	2:21.637 (2)	75.46	0.120	11:23:24.584
6 -	1:34.110	47.852	2:21.962	75.28	0.445	11:25:46.546

P29 81		Luke REYNOLDS		Aprilia - mototechniks		
IDEAL LAP TIME : 2:02.792		BEST LAP TIME : 2:02.792		DIFFERENCE : 0.000		
LAP	SECTOR 1	SECTOR 2	LAP TIME	MPH	DIFF	TIME OF DAY
1 -		41.620	2:12.135	80.88	9.343	11:13:35.966
2 -	<b>1:21.410</b>	<b>41.382</b>	<b>2:02.792 (1)</b>	<b>87.04</b>		<b>11:15:38.758</b>
3 -	1:21.491	41.831	2:03.322 (2)	86.66	0.530	11:17:42.080

P30 4		Darren WNUKOSKI		Yamaha - MCT SUSPENSION		
IDEAL LAP TIME :		BEST LAP TIME :		DIFFERENCE :		
LAP	SECTOR 1	SECTOR 2	LAP TIME	MPH	DIFF	TIME OF DAY
1 -		<b>39.501</b>	2:04.074	86.14		11:13:27.905

# BMCRC - MRO Championships 2019 - Rnd 8 @ Snetterton

## Reactive Parts MRO Powerbikes inc Racebuykz.com MRO Clubman 1000

### RACE 5 - BEST SECTORS

SECTOR 1			SECTOR 2			IDEAL / BEST COMPARISON						
POS	NO	NAME	TIME	NO	NAME	TIME	POS	NO	NAME	IDEAL	BEST	DIFF
									<b>PERFECT LAP</b>	<b>1:53.741</b>		
1	1	O'BRIEN	<b>1:15.429</b>	1	O'BRIEN	<b>38.312</b>	1	1	O'BRIEN	1:53.741	1:53.851	0.110
2	992	WOOD	<b>1:15.502</b>	992	WOOD	<b>38.322</b>	2	992	WOOD	1:53.824	1:54.277	0.453
3	60	BAKER	<b>1:16.798</b>	62	SILVAIN	<b>38.440</b>	3	60	BAKER	1:55.435	1:55.435	0.000
4	17	BAKER	<b>1:16.817</b>	44	WILSON	<b>38.598</b>	4	62	SILVAIN	1:55.465	1:55.577	0.112
5	212	SAVAGE	<b>1:16.842</b>	212	SAVAGE	<b>38.636</b>	5	212	SAVAGE	1:55.478	1:56.281	0.803
6	62	SILVAIN	<b>1:17.025</b>	60	BAKER	<b>38.637</b>	6	17	BAKER	1:55.509	1:55.640	0.131
7	98	DICKINSON	<b>1:17.108</b>	17	BAKER	<b>38.692</b>	7	44	WILSON	1:55.729	1:55.905	0.176
8	44	WILSON	<b>1:17.131</b>	76	BYARD	<b>38.754</b>	8	98	DICKINSON	1:55.877	1:55.877	0.000
9	76	BYARD	<b>1:17.182</b>	98	DICKINSON	<b>38.769</b>	9	76	BYARD	1:55.936	1:55.978	0.042
10	57	SMITH	<b>1:17.589</b>	29	BRIDGER	<b>38.792</b>	10	29	BRIDGER	1:56.412	1:56.497	0.085
11	29	BRIDGER	<b>1:17.620</b>	16	WALSH	<b>39.327</b>	11	57	SMITH	1:57.073	1:57.445	0.372
12	39	MORGAN	<b>1:17.815</b>	15	SIEMIENIUK-JUZWIUK	<b>39.350</b>	12	39	MORGAN	1:57.196	1:57.320	0.124
13	16	WALSH	<b>1:17.916</b>	39	MORGAN	<b>39.381</b>	13	16	WALSH	1:57.243	1:57.593	0.350
14	24	SMITH	<b>1:17.980</b>	57	SMITH	<b>39.484</b>	14	24	SMITH	1:57.482	1:57.641	0.159
15	15	SIEMIENIUK-JUZWIUK	<b>1:18.590</b>	4	WNUKOSKI	<b>39.501</b>	15	15	SIEMIENIUK-JUZWIUK	1:57.940	1:57.940	0.000
16	35	CRESSWELL	<b>1:19.170</b>	24	SMITH	<b>39.502</b>	16	35	CRESSWELL	1:58.916	1:58.916	0.000
17	84	GUNERGUN	<b>1:19.776</b>	35	CRESSWELL	<b>39.746</b>	17	83	SIGGS	2:00.160	2:00.160	0.000
18	36	BALDRY	<b>1:19.802</b>	9	DIXON	<b>40.070</b>	18	32	MORRIS	2:00.168	2:00.939	0.771
19	32	MORRIS	<b>1:19.839</b>	333	HOUGHTON	<b>40.184</b>	19	84	GUNERGUN	2:00.270	2:00.270	0.000
20	83	SIGGS	<b>1:19.976</b>	83	SIGGS	<b>40.184</b>	20	36	BALDRY	2:00.376	2:00.443	0.067
21	12	COMBRINCK	<b>1:20.711</b>	40	PATMORE	<b>40.203</b>	21	9	DIXON	2:00.917	2:01.170	0.253
22	277	AVERRE	<b>1:20.726</b>	32	MORRIS	<b>40.329</b>	22	333	HOUGHTON	2:01.102	2:01.631	0.529
23	9	DIXON	<b>1:20.847</b>	84	GUNERGUN	<b>40.494</b>	23	40	PATMORE	2:01.178	2:01.743	0.565
24	50	WELFORD	<b>1:20.858</b>	277	AVERRE	<b>40.524</b>	24	277	AVERRE	2:01.250	2:01.406	0.156
25	333	HOUGHTON	<b>1:20.918</b>	36	BALDRY	<b>40.574</b>	25	50	WELFORD	2:01.534	2:01.534	0.000
26	40	PATMORE	<b>1:20.975</b>	50	WELFORD	<b>40.676</b>	26	12	COMBRINCK	2:01.645	2:01.645	0.000
27	81	REYNOLDS	<b>1:21.410</b>	12	COMBRINCK	<b>40.934</b>	27	81	REYNOLDS	2:02.792	2:02.792	0.000
28	646	RAI	<b>1:22.399</b>	646	RAI	<b>41.300</b>	28	646	RAI	2:03.699	2:03.793	0.094
29	839	CRONIN	<b>1:33.676</b>	81	REYNOLDS	<b>41.382</b>	29	839	CRONIN	2:21.286	2:21.517	0.231
30				839	CRONIN	<b>47.610</b>	30	4	WNUKOSKI			
31												
32												

Weather / Track : Bright / Dry

Results can be found at [www.tsl-timing.com](http://www.tsl-timing.com)

Snetterton 300

Circuit Length = 2.9689 miles

Start: 11:11 Flag 11:24 End: 11:26

Printed - 11:27 Sunday, 15 September 2019

## BMCRC - MRO Championships 2019 - Rnd 8 @ Snetterton

### Reactive Parts MRO Powerbikes inc Racebuykz.com MRO Clubman 1000

#### RACE 14 - GRID (7 Laps)



ROW 12	2:01.631 36   <b>333</b> Andrew HOUGHTON	35   <b>143</b> Steve PALMER	34   <b>34</b> Jeremy NICHOLSON
ROW 11	33   <b>258</b> Ande FRIEND	32   <b>116</b> Matthew WREN	31   <b>272</b> Daniel JOHNSON
ROW 10	30   <b>8</b> John COUGHLAN	29   <b>4</b> Darren WNUKOSKI	28   2:21.517 <b>839</b> Nick CRONIN
ROW 9	2:03.793 27   <b>646</b> Sukhminder RAI	2:02.792 26   <b>81</b> Luke REYNOLDS	2:01.743 25   <b>40</b> Aiden PATMORE
ROW 8	2:01.645 24   <b>12</b> David COMBRINCK	2:01.534 23   <b>50</b> Dan WELFORD	2:01.406 22   <b>277</b> Adrian AVERRE
ROW 7	2:01.170 21   <b>9</b> Luke DIXON	2:00.939 20   <b>32</b> Martin MORRIS	2:00.443 19   <b>36</b> Joe BALDRY
ROW 6	2:00.270 18   <b>84</b> Tunc GUNERGUN	2:00.160 17   <b>83</b> Jason SIGGS	1:58.916 16   <b>35</b> Robert CRESSWELL
ROW 5	1:57.940 15   <b>15</b> Mariusz SIEMIENIUK-JUZWIUK	1:57.641 14   <b>24</b> Alan SMITH	1:57.593 13   <b>16</b> Glenn WALSH
ROW 4	1:57.445 12   <b>57</b> Mike SMITH	1:57.320 11   <b>39</b> Max MORGAN	1:56.497 10   <b>29</b> Mark BRIDGER
ROW 3	1:56.281 9   <b>212</b> Oly SAVAGE	1:55.978 8   <b>76</b> Jason BYARD	1:55.905 7   <b>44</b> Nicky WILSON
ROW 2	1:55.877 6   <b>98</b> Rick DICKINSON	1:55.640 5   <b>17</b> Philip BAKER	1:55.577 4   <b>62</b> Kevin SILVAIN
ROW 1	1:55.435 3   <b>60</b> Peter BAKER	1:54.277 2   <b>992</b> Josh WOOD	1:53.851 1   <b>1</b> Michael O'BRIEN

**Pole**

Snetterton 300  
Circuit Length = 2.9689 miles

These results are provisional until the conclusion of any judicial and technical matters.

Clerk Of Course :	Steward :	Timekeeper :
-------------------	-----------	--------------

Results can be found at [www.tsl-timing.com](http://www.tsl-timing.com)

Printed - 11:31 Sunday, 15 September 2019





## BMCRC - MRO Championships 2019 - Rnd 8 @ Snetterton

Reactive Parts MRO Powerbikes inc Racebuykz.com MRO Clubman 1000



### RACE 14 - CLASSIFICATION

POS	NO	CL	PIC NAME	ENTRY	LAPS	TIME	GAP	DIFF	MPH	BEST	ON
1	1		1 Michael O'BRIEN	Yamaha -	7	13:24.273			93.02	1:52.391	4
2	992		2 Josh WOOD	Kawasaki - murlec	7	13:35.779	11.506	11.506	91.71	1:55.157	2
3	212		3 Olly SAVAGE	Yamaha -	7	13:37.620	13.347	1.841	91.50	1:55.333	2
4	29	C	1 Mark BRIDGER	Yamaha - Moremoto	7	13:38.577	14.304	0.957	91.39	1:55.269	4
5	17		4 Philip BAKER	BMW - J10 electrical massive thanks to David Smitt	7	13:39.045	14.772	0.468	91.34	1:55.473	2
6	98		5 Rick DICKINSON	BMW - MotorcycleRaceParts.co.uk	7	13:39.345	15.072	0.300	91.31	1:55.516	3
7	44		6 Nicky WILSON	Suzuki - Demon GP/Haslemere Motorcycles	7	13:39.561	15.288	0.216	91.28	1:55.826	3
8	60		7 Peter BAKER	Kawasaki - Dodfrey Engineering	7	13:42.029	17.756	2.468	91.01	1:56.229	5
9	57		8 Mike SMITH	Kawasaki - Smiffs Garage	7	13:54.727	30.454	12.698	89.62	1:57.656	3
10	39	C	2 Max MORGAN	Kawasaki - MSS PERFORMANCE	7	13:55.885	31.612	1.158	89.50	1:57.862	3
11	76		9 Jason BYARD	Suzuki - May Construction	7	13:56.071	31.798	0.186	89.48	1:57.897	3
12	16	C	3 Glenn WALSH	BMW - Walters Medical	7	13:56.218	31.945	0.147	89.47	1:56.897	4
13	4		10 Darren WNUKOSKI	Yamaha - MCT SUSPENSION	7	13:56.940	32.667	0.722	89.39	1:57.706	5
14	35	C	4 Robert CRESSWELL	Kawasaki - ODDJOBROB Racing	7	14:02.621	38.348	5.681	88.79	1:59.107	3
15	15		11 Mariusz SIEMIENIUK-JUZWIUK	BMW - BELMONT AUTO SERVICE	7	14:02.939	38.666	0.318	88.75	1:58.642	5
16	40		12 Aiden PATMORE	Kawasaki - TBR Performance/NW Roofing	7	14:03.591	39.318	0.652	88.68	1:58.027	5
17	8		13 John COUGHLAN	Aprilia - BIKERSWORLD	7	14:11.829	47.556	8.238	87.83	1:58.977	4
18	36		14 Joe BALDRY	BMW - Chilton Motors	7	14:12.676	48.403	0.847	87.74	1:59.857	3
19	24		15 Alan SMITH	Kawasaki - Orwells Mcs	7	14:14.843	50.570	2.167	87.52	1:58.159	3
20	83	C	5 Jason SIGGS	Yamaha - J Siggs Construction	7	14:16.197	51.924	1.354	87.38	1:59.826	7
21	32		16 Martin MORRIS	Kawasaki - Morris Racing, Obsession Engineering	7	14:21.836	57.563	5.639	86.81	2:00.837	6
22	12		17 David COMBRINCK	Kawasaki -	7	14:23.713	59.440	1.877	86.62	2:01.349	7
23	84	C	6 Tunc GUNERGUN	Aprilia -	7	14:24.474	1:00.201	0.761	86.54	2:01.385	7
24	81		18 Luke REYNOLDS	Aprilia - mototechniks	7	14:25.172	1:00.899	0.698	86.47	2:00.418	7
25	277	C	7 Adrian AVERRE	Yamaha - Ryders Alley Racing	7	14:25.704	1:01.431	0.532	86.42	2:01.313	3
26	646	C	8 Sukhminder RAI	Yamaha - Asian Sensation	7	14:59.426	1:35.153	33.722	83.18	2:05.850	2
27	839	C	9 Nick CRONIN	Ducati - Kite Motorcycles	6	14:12.873	1 Lap	1 Lap	75.19	2:20.240	6

#### NOT CLASSIFIED

DNF	62		Kevin SILVAIN	Yamaha - KSAUTOS / Croucher Needham	1	2:01.993	6 Laps	5 Laps	87.61		
DNF	50	C	Dan WELFORD	Suzuki - SEG Sussex Electric Gates/ Vistec system:	0						
DNF	333	C	Andrew HOUGHTON	Yamaha - Yamaha UK	0						

#### FASTEST LAP

1			Michael O'BRIEN	Yamaha -	4	1:52.391		95.09 mph		153.04 kph	
29	C		Mark BRIDGER	Yamaha - Moremoto	4	1:55.269		92.72 mph		149.22 kph	

Class - 92.5% of Race Speed = 86.04 mph  
 Class C - 92.5% of Race Speed = 84.53 mph

Snetterton 300  
 Circuit Length = 2.9689 miles  
 Start: 15:18 Flag 15:31 End: 15:33

Weather / Track : Cloudy / Dry

These results are provisional until the conclusion of any judicial and technical matters.

Clerk Of Course :	Steward :	Timekeeper :

Results can be found at [www.tsl-timing.com](http://www.tsl-timing.com)

Printed - 15:33 Sunday, 15 September 2019



# BMCRC - MRO Championships 2019 - Rnd 8 @ Snetterton

## Reactive Parts MRO Powerbikes inc Racebuykz.com MRO Clubman 1000

### RACE 14 - LAP CHART

LAP 1 @ 15:20:24.306		
NO	BEHIND	LAP TIME

992		2:00.558
1	0.169	2:00.727
17	1.282	2:01.840
62	1.435	2:01.993
60	1.572	2:02.130
212	1.640	2:02.198
98	2.230	2:02.788
44	2.612	2:03.170
29	2.825	2:03.383
76	4.436	2:04.994
39	4.532	2:05.090
35	5.009	2:05.567
57	5.720	2:06.278
16	5.743	2:06.301
24	6.270	2:06.828
4	7.061	2:07.619
40	8.274	2:08.832
15	8.296	2:08.854
36	9.245	2:09.803
83	9.683	2:10.241
81	11.821	2:12.379
12	12.003	2:12.561
8	12.297	2:12.855
84	12.917	2:13.475
277	13.061	2:13.619
32	13.318	2:13.876
646	14.586	2:15.144
839	26.610	2:27.168

LAP 2 @ 15:22:19.463		
NO	BEHIND	LAP TIME

992		1:55.157
1	0.484	1:55.472
17	1.598	1:55.473
212	1.816	1:55.333
60	2.816	1:56.401
98	3.391	1:56.318
29	4.066	1:56.398
44	4.190	1:56.735
39	7.392	1:58.017
76	7.543	1:58.264
57	9.173	1:58.610
35	9.461	1:59.609
16	9.565	1:58.979
24	9.939	1:58.826
4	10.629	1:58.725
40	12.311	1:59.194
15	12.635	1:59.496
36	15.127	2:01.039
83	15.861	2:01.335
81	17.962	2:01.298
8	18.656	2:01.516
12	19.491	2:02.645
84	19.632	2:01.872
32	21.053	2:02.892
277	21.591	2:03.687
646	25.279	2:05.850
839	52.998	2:21.545

LAP 3 @ 15:24:12.708		
NO	BEHIND	LAP TIME

1		1:52.761
992	2.760	1:56.005
17	4.606	1:56.253
212	4.639	1:56.068
98	5.662	1:55.516
60	6.169	1:56.598
29	6.287	1:55.466
44	6.771	1:55.826
39	12.009	1:57.862
76	12.195	1:57.897
57	13.584	1:57.656
16	14.009	1:57.689
24	14.853	1:58.159
35	15.323	1:59.107
4	15.961	1:58.577
40	17.359	1:58.293
15	19.039	1:59.649
36	21.739	1:59.857
83	23.417	2:00.801
8	24.809	1:59.398
81	25.874	2:01.157
12	27.800	2:01.554
84	28.203	2:01.816
32	29.117	2:01.309
277	29.659	2:01.313
646	38.455	2:06.421
839	1:21.149	2:21.396

LAP 4 @ 15:26:05.099		
NO	BEHIND	LAP TIME

1		1:52.391
992	5.925	1:55.556
17	8.338	1:56.123
212	8.445	1:56.197
98	8.790	1:55.519
29	9.165	1:55.269
60	10.232	1:56.454
44	10.327	1:55.947
39	17.681	1:58.063
76	17.979	1:58.175
16	18.515	1:56.897
57	18.881	1:57.688
4	21.769	1:58.199
35	22.730	1:59.798
40	23.483	1:58.515
15	25.327	1:58.679
36	29.884	2:00.536
8	31.395	1:58.977
83	32.378	2:01.352
24	32.986	2:10.524
12	37.189	2:01.780
84	37.455	2:01.643
32	37.630	2:00.904
277	38.987	2:01.719
81	40.662	2:07.179
646	53.032	2:06.968
839	1:49.412	2:20.654

LAP 5 @ 15:27:58.666		
NO	BEHIND	LAP TIME

1		1:53.567
---	--	----------

992	7.728	1:55.370
212	10.651	1:55.773
17	10.844	1:56.073
29	11.124	1:55.526
98	11.365	1:56.142
44	12.786	1:56.026
60	12.894	1:56.229
39	22.638	1:58.524
76	22.855	1:58.443
16	22.980	1:58.032
57	23.306	1:57.992
4	25.908	1:57.706
40	27.943	1:58.027
35	28.791	1:59.628
15	30.402	1:58.642
36	36.955	2:00.638
8	37.085	1:59.257
83	39.845	2:01.034
24	40.168	2:00.749
32	45.159	2:01.096
12	46.075	2:02.453
84	46.389	2:02.501
277	47.078	2:01.658
81	48.480	2:01.385
646	1:08.099	2:08.634

LAP 6 @ 15:29:52.828		
NO	BEHIND	LAP TIME

1		1:54.162
992	9.393	1:55.827
212	12.502	1:56.013
17	13.345	1:56.663
29	13.367	1:56.405
98	13.630	1:56.427
44	14.500	1:55.876
60	15.543	1:56.811
839	1 Lap	2:21.870
57	27.604	1:58.460
39	28.304	1:59.828
76	28.372	1:59.679
16	28.551	1:59.733
4	29.874	1:58.128
40	32.784	1:59.003
35	34.027	1:59.398
15	35.005	1:58.765
8	43.023	2:00.100
36	43.525	2:00.732
24	46.014	2:00.008
83	47.291	2:01.608
32	51.834	2:00.837
12	53.284	2:01.371
84	54.009	2:01.782
277	54.565	2:01.649
81	55.674	2:01.356
646	1:21.540	2:07.603

LAP 7 @ 15:31:48.021		
NO	BEHIND	LAP TIME

1		1:55.193
992	11.506	1:57.306
212	13.347	1:56.038
29	14.304	1:56.130
17	14.772	1:56.620
98	15.072	1:56.635

44	15.288	1:55.981
60	17.756	1:57.406
57	30.454	1:58.043
39	31.612	1:58.501
76	31.798	1:58.619
16	31.945	1:58.587
4	32.667	1:57.986
35	38.348	1:59.514
15	38.666	1:58.854
40	39.318	2:01.727
8	47.556	1:59.726
36	48.403	2:00.071
839	1 Lap	2:20.240
24	50.570	1:59.749
83	51.924	1:59.826
32	57.563	2:00.922
12	59.440	2:01.349
84	1:00.201	2:01.385
81	1:00.899	2:00.418
277	1:01.431	2:02.059
646	1:35.153	2:08.806

Weather / Track : Cloudy / Dry

Results can be found at [www.tsl-timing.com](http://www.tsl-timing.com)

Snetterton 300

Circuit Length = 2.9689 miles

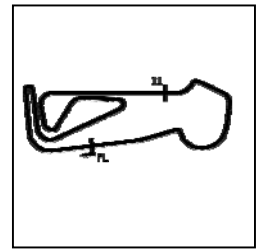
Start: 15:18 Flag 15:31 End: 15:33

Printed - 15:35 Sunday, 15 September 2019

# BMCRC - MRO Championships 2019 - Rnd 8 @ Snetterton

Reactive Parts MRO Powerbikes inc Racebuykz.com MRO Clubman 1000

## RACE 14 - SECTOR ANALYSIS



SECTOR 1 = FL to I1, SECTOR 2 = I1 to FL, DIFF = Difference To Personal Best Lap, P = Crossed Finish Line in Pit Lane, D = Time Disallowed

P1 1		Michael O'BRIEN		Yamaha -		
IDEAL LAP TIME : 1:52.391		BEST LAP TIME : 1:52.391		DIFFERENCE : 0.000		
LAP	SECTOR 1	SECTOR 2	LAP TIME	MPH	DIFF	TIME OF DAY
1 -		39.161	2:00.727	88.53	8.336	15:20:24.475
2 -	1:16.688	38.784	1:55.472	92.55	3.081	15:22:19.947
3 -	1:14.906	37.855	1:52.761 (2)	94.78	0.370	15:24:12.708
4 -	<b>1:14.585</b>	<b>37.806</b>	<b>1:52.391 (1)</b>	<b>95.09</b>		<b>15:26:05.099</b>
5 -	1:15.251	38.316	1:53.567 (3)	94.11	1.176	15:27:58.666
6 -	1:15.888	38.274	1:54.162	93.62	1.771	15:29:52.828
7 -	1:16.631	38.562	1:55.193	92.78	2.802	15:31:48.021

P2 992		Josh WOOD		Kawasaki - murlec		
IDEAL LAP TIME : 1:55.091		BEST LAP TIME : 1:55.157		DIFFERENCE : 0.066		
LAP	SECTOR 1	SECTOR 2	LAP TIME	MPH	DIFF	TIME OF DAY
1 -		39.084	2:00.558	88.65	5.401	15:20:24.306
2 -	1:16.391	<b>38.766</b>	<b>1:55.157 (1)</b>	<b>92.81</b>		<b>15:22:19.463</b>
3 -	1:16.414	39.591	1:56.005	92.13	0.848	15:24:15.468
4 -	1:16.492	39.064	1:55.556 (3)	92.49	0.399	15:26:11.024
5 -	<b>1:16.325</b>	39.045	1:55.370 (2)	92.64	0.213	15:28:06.394
6 -	1:17.034	38.793	1:55.827	92.27	0.670	15:30:02.221
7 -	1:17.084	40.222	1:57.306	91.11	2.149	15:31:59.527

P3 212		Oilly SAVAGE		Yamaha -		
IDEAL LAP TIME : 1:55.258		BEST LAP TIME : 1:55.333		DIFFERENCE : 0.075		
LAP	SECTOR 1	SECTOR 2	LAP TIME	MPH	DIFF	TIME OF DAY
1 -		38.868	2:02.198	87.46	6.865	15:20:25.946
2 -	1:17.163	<b>38.170</b>	<b>1:55.333 (1)</b>	<b>92.67</b>		<b>15:22:21.279</b>
3 -	<b>1:17.088</b>	38.980	1:56.068	92.08	0.735	15:24:17.347
4 -	1:17.273	38.924	1:56.197	91.98	0.864	15:26:13.544
5 -	1:17.093	38.680	1:55.773 (2)	92.31	0.440	15:28:09.317
6 -	1:17.214	38.799	1:56.013 (3)	92.12	0.680	15:30:05.330
7 -	1:17.255	38.783	1:56.038	92.10	0.705	15:32:01.368

P4 29 C		Mark BRIDGER		Yamaha - Moremoto		
IDEAL LAP TIME : 1:55.269		BEST LAP TIME : 1:55.269		DIFFERENCE : 0.000		
LAP	SECTOR 1	SECTOR 2	LAP TIME	MPH	DIFF	TIME OF DAY
1 -		38.790	2:03.383	86.62	8.114	15:20:27.131
2 -	1:17.538	38.860	1:56.398	91.82	1.129	15:22:23.529
3 -	1:16.687	38.779	1:55.466 (2)	92.56	0.197	15:24:18.995
4 -	<b>1:16.645</b>	<b>38.624</b>	<b>1:55.269 (1)</b>	<b>92.72</b>		<b>15:26:14.264</b>
5 -	1:16.775	38.751	1:55.526 (3)	92.51	0.257	15:28:09.790
6 -	1:17.068	39.337	1:56.405	91.81	1.136	15:30:06.195
7 -	1:17.278	38.852	1:56.130	92.03	0.861	15:32:02.325

P5 17		Philip BAKER		BMW - J10 electrical massive thanks to David Smith		
IDEAL LAP TIME : 1:55.468		BEST LAP TIME : 1:55.473		DIFFERENCE : 0.005		
LAP	SECTOR 1	SECTOR 2	LAP TIME	MPH	DIFF	TIME OF DAY
1 -		39.046	2:01.840	87.72	6.367	15:20:25.588
2 -	1:17.017	<b>38.456</b>	<b>1:55.473 (1)</b>	<b>92.55</b>		<b>15:22:21.061</b>
3 -	<b>1:17.012</b>	39.241	1:56.253	91.93	0.780	15:24:17.314
4 -	1:17.146	38.977	1:56.123 (3)	92.04	0.650	15:26:13.437
5 -	1:17.368	38.705	1:56.073 (2)	92.08	0.600	15:28:09.510
6 -	1:17.544	39.119	1:56.663	91.61	1.190	15:30:06.173
7 -	1:17.555	39.065	1:56.620	91.64	1.147	15:32:02.793

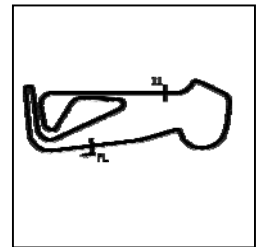
Weather / Track : Cloudy / Dry

Snetterton 300  
Circuit Length = 2.9689 miles  
Start: 15:18 Flag 15:31 End: 15:33

# BMCRC - MRO Championships 2019 - Rnd 8 @ Snetterton

Reactive Parts MRO Powerbikes inc Racebuykz.com MRO Clubman 1000

## RACE 14 - SECTOR ANALYSIS



SECTOR 1 = FL to I1, SECTOR 2 = I1 to FL, DIFF = Difference To Personal Best Lap, P = Crossed Finish Line in Pit Lane, D = Time Disallowed

<b>P6 98 Rick DICKINSON</b>		BMW - MotorcycleRaceParts.co.uk				
IDEAL LAP TIME : 1:55.483		BEST LAP TIME : 1:55.516		DIFFERENCE : 0.033		
LAP	SECTOR 1	SECTOR 2	LAP TIME	MPH	DIFF	TIME OF DAY
1 -		38.823	2:02.788	87.04	7.272	15:20:26.536
2 -	1:17.696	38.622	1:56.318	91.88	0.802	15:22:22.854
<b>3 -</b>	<b>1:16.939</b>	38.577	<b>1:55.516 (1)</b>	<b>92.52</b>		<b>15:24:18.370</b>
4 -	1:16.975	<b>38.544</b>	1:55.519 (2)	92.52	0.003	15:26:13.889
5 -	1:17.153	38.989	1:56.142 (3)	92.02	0.626	15:28:10.031
6 -	1:17.228	39.199	1:56.427	91.80	0.911	15:30:06.458
7 -	1:17.715	38.920	1:56.635	91.63	1.119	15:32:03.093

<b>P7 44 Nicky WILSON</b>		Suzuki - Demon GP/Haslemere Motorcycles				
IDEAL LAP TIME : 1:55.555		BEST LAP TIME : 1:55.826		DIFFERENCE : 0.271		
LAP	SECTOR 1	SECTOR 2	LAP TIME	MPH	DIFF	TIME OF DAY
1 -		39.214	2:03.170	86.77	7.344	15:20:26.918
2 -	1:17.435	39.300	1:56.735	91.55	0.909	15:22:23.653
<b>3 -</b>	<b>1:17.328</b>	<b>38.498</b>	<b>1:55.826 (1)</b>	<b>92.27</b>		<b>15:24:19.479</b>
4 -	1:17.100	38.847	1:55.947 (3)	92.18	0.121	15:26:15.426
5 -	1:17.071	38.955	1:56.026	92.11	0.200	15:28:11.452
6 -	<b>1:17.057</b>	38.819	1:55.876 (2)	92.23	0.050	15:30:07.328
7 -	1:17.067	38.914	1:55.981	92.15	0.155	15:32:03.309

<b>P8 60 Peter BAKER</b>		Kawasaki - Dodfrey Engineering				
IDEAL LAP TIME : 1:56.000		BEST LAP TIME : 1:56.229		DIFFERENCE : 0.229		
LAP	SECTOR 1	SECTOR 2	LAP TIME	MPH	DIFF	TIME OF DAY
1 -		<b>38.814</b>	2:02.130	87.51	5.901	15:20:25.878
2 -	1:17.444	38.957	1:56.401 (2)	91.82	0.172	15:22:22.279
3 -	1:17.470	39.128	1:56.598	91.66	0.369	15:24:18.877
4 -	1:17.317	39.137	1:56.454 (3)	91.77	0.225	15:26:15.331
<b>5 -</b>	<b>1:17.186</b>	39.043	<b>1:56.229 (1)</b>	<b>91.95</b>		<b>15:28:11.560</b>
6 -	1:17.653	39.158	1:56.811	91.49	0.582	15:30:08.371
7 -	1:17.898	39.508	1:57.406	91.03	1.177	15:32:05.777

<b>P9 57 Mike SMITH</b>		Kawasaki - Smiffs Garage				
IDEAL LAP TIME : 1:57.246		BEST LAP TIME : 1:57.656		DIFFERENCE : 0.410		
LAP	SECTOR 1	SECTOR 2	LAP TIME	MPH	DIFF	TIME OF DAY
1 -		39.730	2:06.278	84.63	8.622	15:20:30.026
2 -	1:18.917	39.693	1:58.610	90.11	0.954	15:22:28.636
<b>3 -</b>	<b>1:18.270</b>	<b>39.386</b>	<b>1:57.656 (1)</b>	<b>90.84</b>		<b>15:24:26.292</b>
4 -	1:18.046	39.642	1:57.688 (2)	90.81	0.032	15:26:23.980
5 -	1:18.093	39.899	1:57.992 (3)	90.58	0.336	15:28:21.972
6 -	1:18.511	39.949	1:58.460	90.22	0.804	15:30:20.432
7 -	<b>1:17.860</b>	40.183	1:58.043	90.54	0.387	15:32:18.475

<b>P10 39 C Max MORGAN</b>		Kawasaki - MSS PERFORMANCE				
IDEAL LAP TIME : 1:57.580		BEST LAP TIME : 1:57.862		DIFFERENCE : 0.282		
LAP	SECTOR 1	SECTOR 2	LAP TIME	MPH	DIFF	TIME OF DAY
1 -		<b>39.510</b>	2:05.090	85.44	7.228	15:20:28.838
2 -	<b>1:18.070</b>	39.947	1:58.017 (2)	90.56	0.155	15:22:26.855
<b>3 -</b>	<b>1:18.183</b>	39.679	<b>1:57.862 (1)</b>	<b>90.68</b>		<b>15:24:24.717</b>
4 -	1:18.166	39.897	1:58.063 (3)	90.52	0.201	15:26:22.780
5 -	1:18.479	40.045	1:58.524	90.17	0.662	15:28:21.304
6 -	1:18.991	40.837	1:59.828	89.19	1.966	15:30:21.132
7 -	1:18.780	39.721	1:58.501	90.19	0.639	15:32:19.633

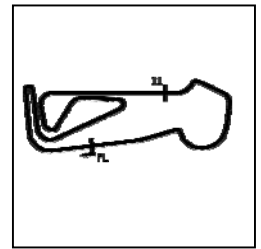
Weather / Track : Cloudy / Dry

Snetterton 300  
Circuit Length = 2.9689 miles  
Start: 15:18 Flag 15:31 End: 15:33

# BMCRC - MRO Championships 2019 - Rnd 8 @ Snetterton

Reactive Parts MRO Powerbikes inc Racebuykz.com MRO Clubman 1000

## RACE 14 - SECTOR ANALYSIS



SECTOR 1 = FL to I1, SECTOR 2 = I1 to FL, DIFF = Difference To Personal Best Lap, P = Crossed Finish Line in Pit Lane, D = Time Disallowed

P11 76		Jason BYARD		Suzuki - May Construction		
IDEAL LAP TIME : 1:57.677		BEST LAP TIME : 1:57.897		DIFFERENCE : 0.220		
LAP	SECTOR 1	SECTOR 2	LAP TIME	MPH	DIFF	TIME OF DAY
1 -		39.807	2:04.994	85.50	7.097	15:20:28.742
2 -	1:18.725	<b>39.539</b>	1:58.264 (3)	90.37	0.367	15:22:27.006
3 -	<b>1:18.138</b>	39.759	<b>1:57.897 (1)</b>	<b>90.65</b>		<b>15:24:24.903</b>
4 -	1:18.527	39.648	1:58.175 (2)	90.44	0.278	15:26:23.078
5 -	1:18.705	39.738	1:58.443	90.23	0.546	15:28:21.521
6 -	1:19.188	40.491	1:59.679	89.30	1.782	15:30:21.200
7 -	1:18.923	39.696	1:58.619	90.10	0.722	15:32:19.819

P12 16 C		Glenn WALSH		BMW - Walters Medical		
IDEAL LAP TIME : 1:56.897		BEST LAP TIME : 1:56.897		DIFFERENCE : 0.000		
LAP	SECTOR 1	SECTOR 2	LAP TIME	MPH	DIFF	TIME OF DAY
1 -		39.636	2:06.301	84.62	9.404	15:20:30.049
2 -	1:19.212	39.767	1:58.979	89.83	2.082	15:22:29.028
3 -	1:18.390	39.299	1:57.689 (2)	90.81	0.792	15:24:26.717
4 -	<b>1:17.681</b>	<b>39.216</b>	<b>1:56.897 (1)</b>	<b>91.43</b>		<b>15:26:23.614</b>
5 -	1:17.944	40.088	1:58.032 (3)	90.55	1.135	15:28:21.646
6 -	1:20.499	39.234	1:59.733	89.26	2.836	15:30:21.379
7 -	1:18.951	39.636	1:58.587	90.12	1.690	15:32:19.966

P13 4		Darren WNUKOSKI		Yamaha - MCT SUSPENSION		
IDEAL LAP TIME : 1:57.682		BEST LAP TIME : 1:57.706		DIFFERENCE : 0.024		
LAP	SECTOR 1	SECTOR 2	LAP TIME	MPH	DIFF	TIME OF DAY
1 -		40.102	2:07.619	83.74	9.913	15:20:31.367
2 -	1:18.967	39.758	1:58.725	90.02	1.019	15:22:30.092
3 -	1:18.489	40.088	1:58.577	90.13	0.871	15:24:28.669
4 -	1:18.489	39.710	1:58.199	90.42	0.493	15:26:26.868
5 -	<b>1:18.315</b>	39.391	<b>1:57.706 (1)</b>	<b>90.80</b>		<b>15:28:24.574</b>
6 -	1:18.621	39.507	1:58.128 (3)	90.47	0.422	15:30:22.702
7 -	1:18.619	<b>39.367</b>	1:57.986 (2)	90.58	0.280	15:32:20.688

P14 35 C		Robert CRESSWELL		Kawasaki - ODDJOBROB Racing		
IDEAL LAP TIME : 1:59.017		BEST LAP TIME : 1:59.107		DIFFERENCE : 0.090		
LAP	SECTOR 1	SECTOR 2	LAP TIME	MPH	DIFF	TIME OF DAY
1 -		39.863	2:05.567	85.11	6.460	15:20:29.315
2 -	1:19.417	40.192	1:59.609	89.35	0.502	15:22:28.924
3 -	1:19.359	<b>39.748</b>	<b>1:59.107 (1)</b>	<b>89.73</b>		<b>15:24:28.031</b>
4 -	1:19.948	39.850	1:59.798	89.21	0.691	15:26:27.829
5 -	1:19.411	40.217	1:59.628	89.34	0.521	15:28:27.457
6 -	1:19.432	39.966	1:59.398 (2)	89.51	0.291	15:30:26.855
7 -	<b>1:19.269</b>	40.245	1:59.514 (3)	89.42	0.407	15:32:26.369

P15 15		Mariusz SIEMIENIUK-JUZWIK		BMW - BELMONT AUTO SERVICE		
IDEAL LAP TIME : 1:58.261		BEST LAP TIME : 1:58.642		DIFFERENCE : 0.381		
LAP	SECTOR 1	SECTOR 2	LAP TIME	MPH	DIFF	TIME OF DAY
1 -		40.020	2:08.854	82.94	10.212	15:20:32.602
2 -	1:19.772	39.724	1:59.496	89.44	0.854	15:22:32.098
3 -	1:19.892	39.757	1:59.649	89.32	1.007	15:24:31.747
4 -	1:19.150	39.529	1:58.679 (2)	90.05	0.037	15:26:30.426
5 -	1:19.228	<b>39.414</b>	<b>1:58.642 (1)</b>	<b>90.08</b>		<b>15:28:29.068</b>
6 -	1:19.053	39.712	1:58.765 (3)	89.99	0.123	15:30:27.833
7 -	<b>1:18.847</b>	40.007	1:58.854	89.92	0.212	15:32:26.687

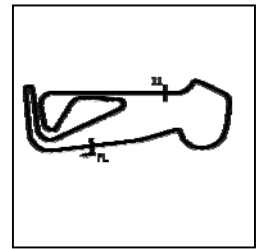
Weather / Track : Cloudy / Dry

Snetterton 300  
Circuit Length = 2.9689 miles  
Start: 15:18 Flag 15:31 End: 15:33

# BMCRC - MRO Championships 2019 - Rnd 8 @ Snetterton

Reactive Parts MRO Powerbikes inc Racebuykz.com MRO Clubman 1000

## RACE 14 - SECTOR ANALYSIS



SECTOR 1 = FL to I1, SECTOR 2 = I1 to FL, DIFF = Difference To Personal Best Lap, P = Crossed Finish Line in Pit Lane, D = Time Disallowed

P16 40		Aiden PATMORE		Kawasaki - TBR Performance/NW Roofing		
IDEAL LAP TIME : 1:58.022		BEST LAP TIME : 1:58.027		DIFFERENCE : 0.005		
LAP	SECTOR 1	SECTOR 2	LAP TIME	MPH	DIFF	TIME OF DAY
1 -		40.849	2:08.832	82.96	10.805	15:20:32.580
2 -	1:19.380	39.814	1:59.194	89.66	1.167	15:22:31.774
3 -	<b>1:18.691</b>	39.602	1:58.293 (2)	90.35	0.266	15:24:30.067
4 -	1:19.103	39.412	1:58.515 (3)	90.18	0.488	15:26:28.582
5 -	1:18.696	<b>39.331</b>	<b>1:58.027 (1)</b>	<b>90.55</b>		<b>15:28:26.609</b>
6 -	1:19.046	39.957	1:59.003	89.81	0.976	15:30:25.612
7 -	1:20.517	41.210	2:01.727	87.80	3.700	15:32:27.339

P17 8		John COUGHLAN		Aprilia - BIKERSWORLD		
IDEAL LAP TIME : 1:58.721		BEST LAP TIME : 1:58.977		DIFFERENCE : 0.256		
LAP	SECTOR 1	SECTOR 2	LAP TIME	MPH	DIFF	TIME OF DAY
1 -		42.152	2:12.855	80.44	13.878	15:20:36.603
2 -	1:20.681	40.835	2:01.516	87.95	2.539	15:22:38.119
3 -	1:19.405	39.993	1:59.398 (3)	89.51	0.421	15:24:37.517
4 -	1:19.125	<b>39.852</b>	<b>1:58.977 (1)</b>	<b>89.83</b>		<b>15:26:36.494</b>
5 -	<b>1:18.869</b>	40.388	1:59.257 (2)	89.62	0.280	15:28:35.751
6 -	1:19.825	40.275	2:00.100	88.99	1.123	15:30:35.851
7 -	1:19.141	40.585	1:59.726	89.27	0.749	15:32:35.577

P18 36		Joe BALDRY		BMW - Chilton Motors		
IDEAL LAP TIME : 1:59.716		BEST LAP TIME : 1:59.857		DIFFERENCE : 0.141		
LAP	SECTOR 1	SECTOR 2	LAP TIME	MPH	DIFF	TIME OF DAY
1 -		40.949	2:09.803	82.34	9.946	15:20:33.551
2 -	1:20.426	40.613	2:01.039	88.30	1.182	15:22:34.590
3 -	1:19.581	<b>40.276</b>	<b>1:59.857 (1)</b>	<b>89.17</b>		<b>15:24:34.447</b>
4 -	1:19.939	40.597	2:00.536 (3)	88.67	0.679	15:26:34.983
5 -	1:19.976	40.662	2:00.638	88.59	0.781	15:28:35.621
6 -	1:20.139	40.593	2:00.732	88.52	0.875	15:30:36.353
7 -	<b>1:19.440</b>	40.631	2:00.071 (2)	89.01	0.214	15:32:36.424

P19 24		Alan SMITH		Kawasaki - Orwells Mcs		
IDEAL LAP TIME : 1:58.159		BEST LAP TIME : 1:58.159		DIFFERENCE : 0.000		
LAP	SECTOR 1	SECTOR 2	LAP TIME	MPH	DIFF	TIME OF DAY
1 -		39.813	2:06.828	84.27	8.669	15:20:30.576
2 -	1:18.899	39.927	1:58.826 (2)	89.94	0.667	15:22:29.402
3 -	<b>1:18.873</b>	<b>39.286</b>	<b>1:58.159 (1)</b>	<b>90.45</b>		<b>15:24:27.561</b>
4 -	1:30.647	39.877	2:10.524	81.88	12.365	15:26:38.085
5 -	1:20.076	40.673	2:00.749	88.51	2.590	15:28:38.834
6 -	1:19.610	40.398	2:00.008	89.06	1.849	15:30:38.842
7 -	1:19.264	40.485	1:59.749 (3)	89.25	1.590	15:32:38.591

P20 83 C		Jason SIGGS		Yamaha - J Siggs Construction		
IDEAL LAP TIME : 1:59.826		BEST LAP TIME : 1:59.826		DIFFERENCE : 0.000		
LAP	SECTOR 1	SECTOR 2	LAP TIME	MPH	DIFF	TIME OF DAY
1 -		40.681	2:10.241	82.06	10.415	15:20:33.989
2 -	1:20.786	40.549	2:01.335	88.08	1.509	15:22:35.324
3 -	1:20.404	40.397	2:00.801 (2)	88.47	0.975	15:24:36.125
4 -	1:20.898	40.454	2:01.352	88.07	1.526	15:26:37.477
5 -	1:20.582	40.452	2:01.034 (3)	88.30	1.208	15:28:38.511
6 -	1:20.958	40.650	2:01.608	87.88	1.782	15:30:40.119
7 -	<b>1:19.735</b>	<b>40.091</b>	<b>1:59.826 (1)</b>	<b>89.19</b>		<b>15:32:39.945</b>

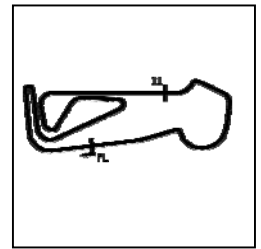
Weather / Track : Cloudy / Dry

Snetterton 300  
Circuit Length = 2.9689 miles  
Start: 15:18 Flag 15:31 End: 15:33

# BMCRC - MRO Championships 2019 - Rnd 8 @ Snetterton

Reactive Parts MRO Powerbikes inc Racebuykz.com MRO Clubman 1000

## RACE 14 - SECTOR ANALYSIS



SECTOR 1 = FL to I1, SECTOR 2 = I1 to FL, DIFF = Difference To Personal Best Lap, P = Crossed Finish Line in Pit Lane, D = Time Disallowed

P21 32		Martin MORRIS		Kawasaki - Morris Racing, Obsession Engineering		
IDEAL LAP TIME : 2:00.281		BEST LAP TIME : 2:00.837		DIFFERENCE : 0.556		
LAP	SECTOR 1	SECTOR 2	LAP TIME	MPH	DIFF	TIME OF DAY
1 -		41.864	2:13.876	79.83	13.039	15:20:37.624
2 -	1:21.110	41.782	2:02.892	86.97	2.055	15:22:40.516
3 -	1:20.695	40.614	2:01.309	88.10	0.472	15:24:41.825
4 -	1:20.463	40.441	2:00.904 (2)	88.40	0.067	15:26:42.729
5 -	1:20.671	40.425	2:01.096	88.26	0.259	15:28:43.825
6 -	1:20.596	<b>40.241</b>	<b>2:00.837 (1)</b>	<b>88.45</b>		<b>15:30:44.662</b>
7 -	<b>1:20.040</b>	40.882	2:00.922 (3)	88.38	0.085	15:32:45.584

P22 12		David COMBRINCK		Kawasaki -		
IDEAL LAP TIME : 2:01.103		BEST LAP TIME : 2:01.349		DIFFERENCE : 0.246		
LAP	SECTOR 1	SECTOR 2	LAP TIME	MPH	DIFF	TIME OF DAY
1 -		42.018	2:12.561	80.62	11.212	15:20:36.309
2 -	1:21.009	41.636	2:02.645	87.14	1.296	15:22:38.954
3 -	1:20.927	40.627	2:01.554 (3)	87.92	0.205	15:24:40.508
4 -	1:20.675	41.105	2:01.780	87.76	0.431	15:26:42.288
5 -	1:21.177	41.276	2:02.453	87.28	1.104	15:28:44.741
6 -	1:20.914	<b>40.457</b>	2:01.371 (2)	88.06	0.022	15:30:46.112
7 -	<b>1:20.646</b>	40.703	<b>2:01.349 (1)</b>	<b>88.07</b>		<b>15:32:47.461</b>

P23 84 C		Tunc GUNERGUN		Aprilia -		
IDEAL LAP TIME : 2:01.160		BEST LAP TIME : 2:01.385		DIFFERENCE : 0.225		
LAP	SECTOR 1	SECTOR 2	LAP TIME	MPH	DIFF	TIME OF DAY
1 -		42.029	2:13.475	80.07	12.090	15:20:37.223
2 -	1:21.065	40.807	2:01.872	87.69	0.487	15:22:39.095
3 -	1:21.383	40.433	2:01.816	87.73	0.431	15:24:40.911
4 -	1:20.836	40.807	2:01.643 (2)	87.86	0.258	15:26:42.554
5 -	1:21.786	40.715	2:02.501	87.24	1.116	15:28:45.055
6 -	1:21.403	<b>40.379</b>	2:01.782 (3)	87.76	0.397	15:30:46.837
7 -	<b>1:20.781</b>	40.604	<b>2:01.385 (1)</b>	<b>88.05</b>		<b>15:32:48.222</b>

P24 81		Luke REYNOLDS		Aprilia - mototechniks		
IDEAL LAP TIME : 2:00.418		BEST LAP TIME : 2:00.418		DIFFERENCE : 0.000		
LAP	SECTOR 1	SECTOR 2	LAP TIME	MPH	DIFF	TIME OF DAY
1 -		42.134	2:12.379	80.73	11.961	15:20:36.127
2 -	1:20.147	41.151	2:01.298 (3)	88.11	0.880	15:22:37.425
3 -	1:20.028	41.129	2:01.157 (2)	88.21	0.739	15:24:38.582
4 -	1:20.582	46.597	2:07.179	84.03	6.761	15:26:45.761
5 -	1:20.455	40.930	2:01.385	88.05	0.967	15:28:47.146
6 -	1:20.315	41.041	2:01.356	88.07	0.938	15:30:48.502
7 -	<b>1:19.727</b>	<b>40.691</b>	<b>2:00.418 (1)</b>	<b>88.75</b>		<b>15:32:48.920</b>

P25 277 C		Adrian AVERRE		Yamaha - Ryders Alley Racing		
IDEAL LAP TIME : 2:00.873		BEST LAP TIME : 2:01.313		DIFFERENCE : 0.440		
LAP	SECTOR 1	SECTOR 2	LAP TIME	MPH	DIFF	TIME OF DAY
1 -		41.969	2:13.619	79.98	12.306	15:20:37.367
2 -	1:22.046	41.641	2:03.687	86.41	2.374	15:22:41.054
3 -	1:21.089	<b>40.224</b>	<b>2:01.313 (1)</b>	<b>88.10</b>		<b>15:24:42.367</b>
4 -	1:20.909	40.810	2:01.719	87.80	0.406	15:26:44.086
5 -	<b>1:20.649</b>	41.009	2:01.658 (3)	87.85	0.345	15:28:45.744
6 -	1:21.146	40.503	2:01.649 (2)	87.86	0.336	15:30:47.393
7 -	1:21.155	40.904	2:02.059	87.56	0.746	15:32:49.452

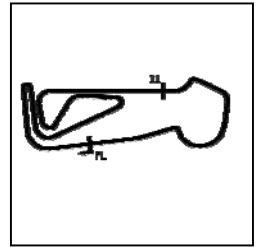
Weather / Track : Cloudy / Dry

Snetterton 300  
Circuit Length = 2.9689 miles  
Start: 15:18 Flag 15:31 End: 15:33

# BMCRC - MRO Championships 2019 - Rnd 8 @ Snetterton

Reactive Parts MRO Powerbikes inc Racebuykz.com MRO Clubman 1000

## RACE 14 - SECTOR ANALYSIS



SECTOR 1 = FL to I1, SECTOR 2 = I1 to FL, DIFF = Difference To Personal Best Lap, P = Crossed Finish Line in Pit Lane, D = Time Disallowed

P26 646 C		Sukhminder RAI		Yamaha - Asian Sensation		
IDEAL LAP TIME : 2:05.769		BEST LAP TIME : 2:05.850		DIFFERENCE : 0.081		
LAP	SECTOR 1	SECTOR 2	LAP TIME	MPH	DIFF	TIME OF DAY
1 -		<b>42.347</b>	2:15.144	79.08	9.294	15:20:38.892
2 -	<b>1:23.422</b>	42.428	<b>2:05.850 (1)</b>	<b>84.92</b>		<b>15:22:44.742</b>
3 -	1:23.999	42.422	2:06.421 (2)	84.54	0.571	15:24:51.163
4 -	1:24.340	42.628	2:06.968 (3)	84.17	1.118	15:26:58.131
5 -	1:26.022	42.612	2:08.634	83.08	2.784	15:29:06.765
6 -	1:25.139	42.464	2:07.603	83.76	1.753	15:31:14.368
7 -	1:25.807	42.999	2:08.806	82.97	2.956	15:33:23.174

P27 839 C		Nick CRONIN		Ducati - Kite Motorcycles		
IDEAL LAP TIME : 2:19.508		BEST LAP TIME : 2:20.240		DIFFERENCE : 0.732		
LAP	SECTOR 1	SECTOR 2	LAP TIME	MPH	DIFF	TIME OF DAY
1 -		<b>46.997</b>	2:27.168	72.62	6.928	15:20:50.916
2 -	1:32.556	48.989	2:21.545	75.51	1.305	15:23:12.461
3 -	1:33.181	48.215	2:21.396 (3)	75.58	1.156	15:25:33.857
4 -	1:33.247	47.407	2:20.654 (2)	75.98	0.414	15:27:54.511
5 -	1:33.903	47.967	2:21.870	75.33	1.630	15:30:16.381
6 -	<b>1:32.511</b>	47.729	<b>2:20.240 (1)</b>	<b>76.21</b>		<b>15:32:36.621</b>

P28 62		Kevin SILVAIN		Yamaha - KSAUTOS / Croucher Needham		
IDEAL LAP TIME : 2:03.993		BEST LAP TIME :		DIFFERENCE :		
LAP	SECTOR 1	SECTOR 2	LAP TIME	MPH	DIFF	TIME OF DAY
1 -		<b>39.960</b>	2:01.993	87.61		15:20:25.741

Weather / Track : Cloudy / Dry

Snetterton 300  
 Circuit Length = 2.9689 miles  
 Start: 15:18 Flag 15:31 End: 15:33



# BMCRC - MRO Championships 2019 - Rnd 8 @ Snetterton

## Reactive Parts MRO Powerbikes inc Racebuykz.com MRO Clubman 1000

### RACE 14 - BEST SECTORS

SECTOR 1			SECTOR 2			IDEAL / BEST COMPARISON						
POS	NO	NAME	TIME	NO	NAME	TIME	POS	NO	NAME	IDEAL	BEST	DIFF
									<b>PERFECT LAP</b>	<b>1:52.391</b>		
1	1	O'BRIEN	<b>1:14.585</b>	1	O'BRIEN	<b>37.806</b>	1	1	O'BRIEN	1:52.391	1:52.391	0.000
2	992	WOOD	<b>1:16.325</b>	212	SAVAGE	<b>38.170</b>	2	992	WOOD	1:55.091	1:55.157	0.066
3	29	BRIDGER	<b>1:16.645</b>	17	BAKER	<b>38.456</b>	3	212	SAVAGE	1:55.258	1:55.333	0.075
4	98	DICKINSON	<b>1:16.939</b>	44	WILSON	<b>38.498</b>	4	29	BRIDGER	1:55.269	1:55.269	0.000
5	17	BAKER	<b>1:17.012</b>	98	DICKINSON	<b>38.544</b>	5	17	BAKER	1:55.468	1:55.473	0.005
6	44	WILSON	<b>1:17.057</b>	29	BRIDGER	<b>38.624</b>	6	98	DICKINSON	1:55.483	1:55.516	0.033
7	212	SAVAGE	<b>1:17.088</b>	992	WOOD	<b>38.766</b>	7	44	WILSON	1:55.555	1:55.826	0.271
8	60	BAKER	<b>1:17.186</b>	60	BAKER	<b>38.814</b>	8	60	BAKER	1:56.000	1:56.229	0.229
9	16	WALSH	<b>1:17.681</b>	16	WALSH	<b>39.216</b>	9	16	WALSH	1:56.897	1:56.897	0.000
10	57	SMITH	<b>1:17.860</b>	24	SMITH	<b>39.286</b>	10	57	SMITH	1:57.246	1:57.656	0.410
11	39	MORGAN	<b>1:18.070</b>	40	PATMORE	<b>39.331</b>	11	39	MORGAN	1:57.580	1:57.862	0.282
12	76	BYARD	<b>1:18.138</b>	4	WNUKOSKI	<b>39.367</b>	12	76	BYARD	1:57.677	1:57.897	0.220
13	4	WNUKOSKI	<b>1:18.315</b>	57	SMITH	<b>39.386</b>	13	4	WNUKOSKI	1:57.682	1:57.706	0.024
14	40	PATMORE	<b>1:18.691</b>	15	SIEMIENIUK-JUZWIUK	<b>39.414</b>	14	40	PATMORE	1:58.022	1:58.027	0.005
15	15	SIEMIENIUK-JUZWIUK	<b>1:18.847</b>	39	MORGAN	<b>39.510</b>	15	24	SMITH	1:58.159	1:58.159	0.000
16	8	COUGHLAN	<b>1:18.869</b>	76	BYARD	<b>39.539</b>	16	15	SIEMIENIUK-JUZWIUK	1:58.261	1:58.642	0.381
17	24	SMITH	<b>1:18.873</b>	35	CRESSWELL	<b>39.748</b>	17	8	COUGHLAN	1:58.721	1:58.977	0.256
18	35	CRESSWELL	<b>1:19.269</b>	8	COUGHLAN	<b>39.852</b>	18	35	CRESSWELL	1:59.017	1:59.107	0.090
19	36	BALDRY	<b>1:19.440</b>	62	SILVAIN	<b>39.960</b>	19	36	BALDRY	1:59.716	1:59.857	0.141
20	81	REYNOLDS	<b>1:19.727</b>	83	SIGGS	<b>40.091</b>	20	83	SIGGS	1:59.826	1:59.826	0.000
21	83	SIGGS	<b>1:19.735</b>	277	AVERRE	<b>40.224</b>	21	32	MORRIS	2:00.281	2:00.837	0.556
22	32	MORRIS	<b>1:20.040</b>	32	MORRIS	<b>40.241</b>	22	81	REYNOLDS	2:00.418	2:00.418	0.000
23	12	COMBRINCK	<b>1:20.646</b>	36	BALDRY	<b>40.276</b>	23	277	AVERRE	2:00.873	2:01.313	0.440
24	277	AVERRE	<b>1:20.649</b>	84	GUNERGUN	<b>40.379</b>	24	12	COMBRINCK	2:01.103	2:01.349	0.246
25	84	GUNERGUN	<b>1:20.781</b>	12	COMBRINCK	<b>40.457</b>	25	84	GUNERGUN	2:01.160	2:01.385	0.225
26	646	RAI	<b>1:23.422</b>	81	REYNOLDS	<b>40.691</b>	26	62	SILVAIN	2:03.993		
27	62	SILVAIN	<b>1:24.033</b>	646	RAI	<b>42.347</b>	27	646	RAI	2:05.769	2:05.850	0.081
28	839	CRONIN	<b>1:32.511</b>	839	CRONIN	<b>46.997</b>	28	839	CRONIN	2:19.508	2:20.240	0.732
29												
30												

Weather / Track : Cloudy / Dry

Results can be found at [www.tsl-timing.com](http://www.tsl-timing.com)

Snetterton 300

Circuit Length = 2.9689 miles

Start: 15:18 Flag 15:31 End: 15:33

Printed - 15:34 Sunday, 15 September 2019

**BMCRC-MRO Championships 2019**



**L&W CONTRACTORS BMCRC Rookie  
600 & 1000**

**Snetterton 300 Circuit**

**14<sup>th</sup> / 15<sup>th</sup> September 2019**



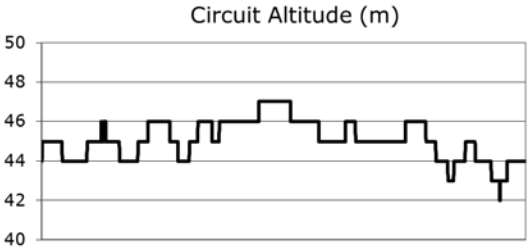
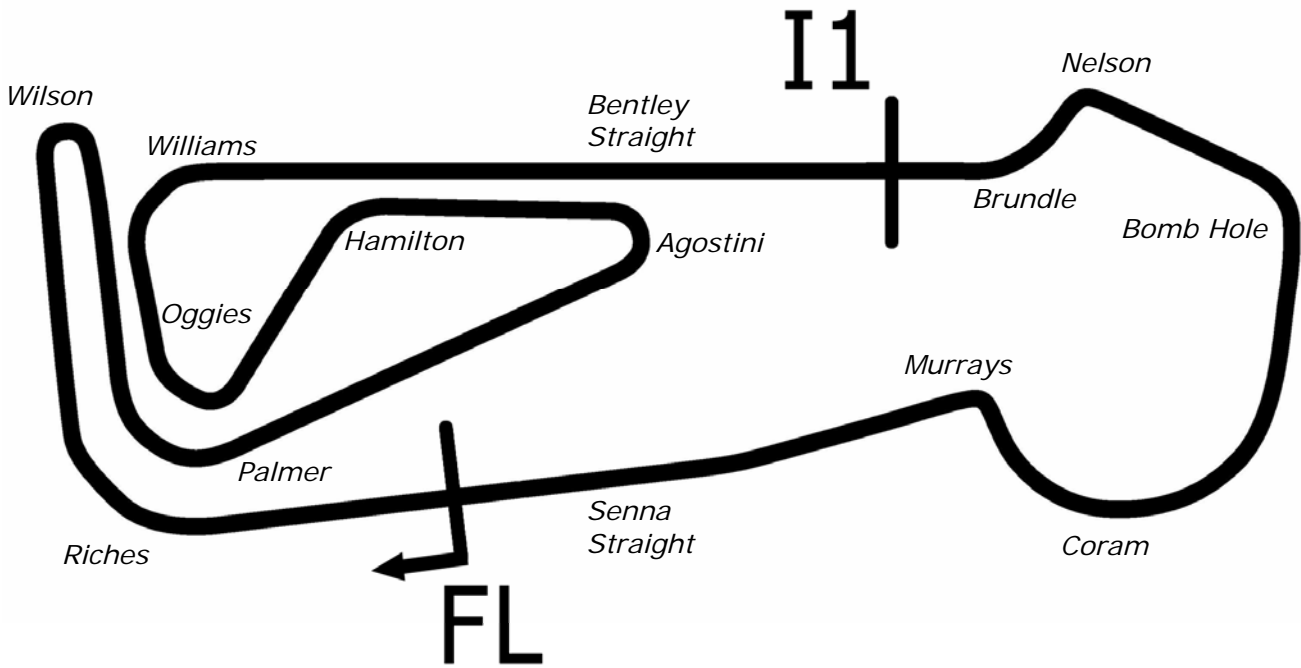
**Results Provided by Timing Solutions Ltd**  
[www.tsl-timing.com](http://www.tsl-timing.com)

# Snetterton 300



SPORTS TIMING

TIMING SOLUTIONS LTD



Length	2.9689 miles	4778.0 m	
FL		52.46340 N	0.94476 E
I1	3198m	52.46617 N	0.94964 E
Pit Entry	4572m	52.46364 N	0.94774 E
Pit Exit	40m after FL	52.46338 N	0.94420 E
Pit Entry–Pit Exit 246m, 14.7s @60kph, 11.0s @80kph			

All results available at [www.tsl-timing.com](http://www.tsl-timing.com)

# BMCRC - MRO Championships 2019 - Rnd 8 @ Snetterton

## BMCRC Thunderbike Extreme & Ultra and L&W Contractors BMCRC Rookie 1000

### QUALIFYING - CLASSIFICATION

POS	NO	CL	PIC NAME	ENTRY	TIME	ON	LAPS	GAP	DIFF	MPH
1	9	1000	1 Luke DIXON	Bmw -	2:00.384	7	7			88.78
2	1	UL	1 Barry CHAMBERLAIN	Suzuki - Airsys.co.uk	2:00.959	7	7	0.575	0.575	88.36
3	143	UL	2 Steve PALMER	Suzuki - 4CB/Mk1 Transit racing	2:01.325	5	6	0.941	0.366	88.09
4	71	1000	2 Seb JENKINS	Yamaha - Somebody please sponsor me!	2:01.799	7	7	1.415	0.474	87.75
5	140	UL	3 Aiden PATMORE	Yamaha - TBR Performance/NW Roofing	2:02.009	6	7	1.625	0.210	87.60
6	11	UL	4 Josh HARVEY	Yamaha - NR Racing	2:02.577	4	5	2.193	0.568	87.19
7	76	UL	5 Jason BYARD	Suzuki - May Construction	2:04.078	6	6	3.694	1.501	86.14
8	40	EX	1 David SHELVEY	Suzuki - ymark.com	2:04.184	6	6	3.800	0.106	86.06
9	258	UL	6 Ande FRIEND	Kawasaki - Flying colours Motorcycle Training	2:04.722	6	6	4.338	0.538	85.69
10	14	1000	3 Paul GALLINGTON	Honda - More Moto	2:06.022	6	6	5.638	1.300	84.81
11	54	EX	2 Andrew SAUNDERS	Suzuki - SDC PERFORMANCE	2:06.916	3	4	6.532	0.894	84.21
12	421	UL	7 Daniel TINSLEY	Yamaha -	2:07.219	5	6	6.835	0.303	84.01
13	58	UL	8 Michael ALLEN	Kawasaki -	2:08.369	2	4	7.985	1.150	83.26
14	117	EX	3 Raymond STAGG	Suzuki -	2:09.194	3	5	8.810	0.825	82.72
15	16	UL	9 Matthew WREN	Suzuki - TBR performance	2:09.250	6	6	8.866	0.056	82.69
16	100	1000	4 James FEARN	Honda -	2:10.272	6	6	9.888	1.022	82.04
17	20	EX	4 Marc CRESSWELL	Honda - Fishbowl Racing	2:10.383	6	6	9.999	0.111	81.97
18	77	EX	5 David MAY	Suzuki - ELP Racing	2:10.641	5	6	10.257	0.258	81.81
19	78	UL	10 Jamie THOMAS	Suzuki - Team RubyRacing	2:10.734	4	5	10.350	0.093	81.75
20	55	EX	6 Nick HODGINS	Suzuki - Sam Saunders Racing	2:11.777	5	6	11.393	1.043	81.10
21	39	EX	7 Rob WILLIAMS	Suzuki -	2:12.802	4	6	12.418	1.025	80.48
22	228	EX	8 Clive EMERSON	Honda -	2:13.479	6	6	13.095	0.677	80.07
23	115	UL	11 Adrian HARTOG	Suzuki -	2:14.246	3	3	13.862	0.767	79.61
24	669	1000	5 Jonny HILL	Honda - Michael J Lonsdale ltd HM Racing	2:14.493	4	6	14.109	0.247	79.46
25	83	1000	6 James PRESTON	S1000 -	2:14.818	5	6	14.434	0.325	79.27
26	138	1000	7 Mike LONG	Kawasaki - True heroes racing	2:14.952	6	6	14.568	0.134	79.19
27	171	EX	9 Daniel GIBBS	Suzuki - Thomas Racing	2:15.866	6	6	15.482	0.914	78.66
28	45	1000	8 John FORTEY	Suzuki -	2:16.530	5	6	16.146	0.664	78.28
29	35	EX	10 Stephen HARVEY	Yamaha -	2:16.786	4	6	16.402	0.256	78.13
30	103	1000	9 Craig GOFFORD	Suzuki -	2:17.351	6	6	16.967	0.565	77.81
31	46	EX	11 Adrian DRAPER	Suzuki - droopy racing uk	2:17.506	6	6	17.122	0.155	77.72
32	36	1000	10 James WIGGINS	Kawasaki -	2:19.156	4	4	18.772	1.650	76.80
33	226	EX	12 Andrew HOBBS	Yamaha - chubby racing	2:20.671	4	6	20.287	1.515	75.97
34	180	EX	13 Mark OVEL	Yamaha -	2:22.616	6	6	22.232	1.945	74.94
35	24	EX	14 Mark REYNOLDS	Aprilia -	2:25.381	6	6	24.997	2.765	73.51
36	526	EX	15 Michael ARMANI	Honda -	2:25.633	3	4	25.249	0.252	73.39
37	18	EX	16 Stuart ALBON	Honda -	2:33.560	5	5	33.176	7.927	69.60
38	62	EX	17 Paul YOUNGE	Yamaha -	2:34.970	4	4	34.586	1.410	68.96
39	31	EX	18 Pete SANDERSON	Suzuki - #sellingeverythingtorace	2:36.080	4	5	35.696	1.110	68.47
40	996	EX	19 George PRINOS	Ducati - KAPPA PLANNING LTD	2:39.778	3	4	39.394	3.698	66.89
41	212	1000	12 Tim BENNETT	Yamaha - www.maxpowerracing.uk	2:40.077	5	5	39.693	0.299	66.76

Snetterton 300

Circuit Length = 2.9689 miles

Start: 09:00 Flag 09:13 End: 09:15

Weather / Track : Bright / Dry

These results are provisional until the conclusion of any judicial and technical matters.

Clerk Of Course :	Steward :	Timekeeper :
-------------------	-----------	--------------

Results can be found at [www.tsl-timing.com](http://www.tsl-timing.com)

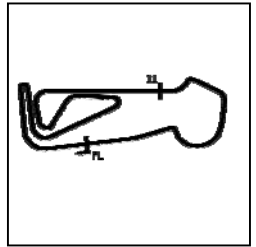
Printed - 09:16 Saturday, 14 September 2019



# BMCRC - MRO Championships 2019 - Rnd 8 @ Snetterton

## BMCRC Thunderbike Extreme & Ultra and L&W Contractors BMCRC Rookie 1000

### QUALIFYING - SECTOR ANALYSIS



SECTOR 1 = FL to I1, SECTOR 2 = I1 to FL, DIFF = Difference To Personal Best Lap, P = Crossed Finish Line in Pit Lane, D = Time Disallowed

P1		9 1000	Luke DIXON	Bmw -		
IDEAL LAP TIME : 1:59.761		BEST LAP TIME : 2:00.384		DIFFERENCE : 0.623		
LAP	SECTOR 1	SECTOR 2	LAP TIME	MPH	DIFF	TIME OF DAY
1 -	1:30.964	43.983	2:14.947	79.20	14.563	09:02:40.375
2 -	1:24.338	42.826	2:07.164	84.04	6.780	09:04:47.539
3 -	1:21.450	40.791	2:02.241	87.43	1.857	09:06:49.780
4 -	1:21.338	40.838	2:02.176	87.48	1.792	09:08:51.956
5 -	1:20.707	41.209	2:01.916 (3)	87.66	1.532	09:10:53.872
6 -	1:20.294	<b>40.164</b>	2:00.458 (2)	88.72	0.074	09:12:54.330
7 -	<b>1:19.597</b>	40.787	<b>2:00.384 (1)</b>	<b>88.78</b>		<b>09:14:54.714</b>

P2		1 UL	Barry CHAMBERLAIN	Suzuki - Airsys.co.uk		
IDEAL LAP TIME : 2:00.959		BEST LAP TIME : 2:00.959		DIFFERENCE : 0.000		
LAP	SECTOR 1	SECTOR 2	LAP TIME	MPH	DIFF	TIME OF DAY
1 -	1:32.558	43.060	2:15.618	78.81	14.659	09:02:49.964
2 -	1:22.172	41.461	2:03.633	86.45	2.674	09:04:53.597
3 -	1:22.010	40.970	2:02.980	86.90	2.021	09:06:56.577
4 -	1:20.584	41.100	2:01.684 (2)	87.83	0.725	09:08:58.261
5 -	1:20.777	40.966	2:01.743 (3)	87.79	0.784	09:11:00.004
6 -	1:21.782	43.609	2:05.391	85.23	4.432	09:13:05.395
7 -	<b>1:20.146</b>	<b>40.813</b>	<b>2:00.959 (1)</b>	<b>88.36</b>		<b>09:15:06.354</b>

P3		143 UL	Steve PALMER	Suzuki - 4C8/Mk1 Transit racing		
IDEAL LAP TIME : 2:01.325		BEST LAP TIME : 2:01.325		DIFFERENCE : 0.000		
LAP	SECTOR 1	SECTOR 2	LAP TIME	MPH	DIFF	TIME OF DAY
1 -	1:32.806	44.666	2:17.472	77.74	16.147	09:03:56.104
2 -	1:23.884	43.145	2:07.029	84.13	5.704	09:06:03.133
3 -	1:23.900	42.429	2:06.329	84.60	5.004	09:08:09.462
4 -	1:21.146	41.977	2:03.123 (2)	86.80	1.798	09:10:12.585
5 -	<b>1:20.975</b>	<b>40.350</b>	<b>2:01.325 (1)</b>	<b>88.09</b>		<b>09:12:13.910</b>
6 -	1:23.439	41.287	2:04.726 (3)	85.69	3.401	09:14:18.636

P4		71 1000	Seb JENKINS	Yamaha - Somebody please sponsor me!		
IDEAL LAP TIME : 2:01.615		BEST LAP TIME : 2:01.799		DIFFERENCE : 0.184		
LAP	SECTOR 1	SECTOR 2	LAP TIME	MPH	DIFF	TIME OF DAY
1 -	1:31.350	44.210	2:15.560	78.84	13.761	09:02:39.816
2 -	1:24.550	43.702	2:08.252	83.33	6.453	09:04:48.068
3 -	1:22.858	41.589	2:04.447	85.88	2.648	09:06:52.515
4 -	1:22.717	41.173	2:03.890 (3)	86.27	2.091	09:08:56.405
5 -	1:23.508	<b>40.675</b>	2:04.183	86.06	2.384	09:11:00.588
6 -	1:21.567	41.207	2:02.774 (2)	87.05	0.975	09:13:03.362
7 -	<b>1:20.940</b>	40.859	<b>2:01.799 (1)</b>	<b>87.75</b>		<b>09:15:05.161</b>

P5		140 UL	Aiden PATMORE	Yamaha - TBR Performance/NW Roofing		
IDEAL LAP TIME : 2:01.200		BEST LAP TIME : 2:02.009		DIFFERENCE : 0.809		
LAP	SECTOR 1	SECTOR 2	LAP TIME	MPH	DIFF	TIME OF DAY
1 -	1:31.723	43.763	2:15.486	78.88	13.477	09:02:39.041
2 -	1:23.420	41.712	2:05.132 (3)	85.41	3.123	09:04:44.173
3 -	1:21.165	<b>40.979</b>	2:02.144 (2)	87.50	0.135	09:06:46.317
4 -	1:32.187	41.476	2:13.663	79.96	11.654	09:08:59.980
5 -	1:24.196	43.454	2:07.650	83.72	5.641	09:11:07.630
6 -	<b>1:20.221</b>	41.788	<b>2:02.009 (1)</b>	<b>87.60</b>		<b>09:13:09.639</b>
7 -	1:30.156	46.215	2:16.371	78.37	14.362	09:15:26.010

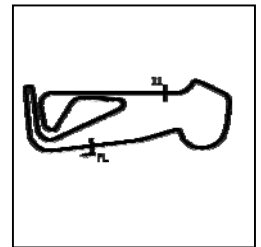
Weather / Track : Bright / Dry

Snetterton 300  
Circuit Length = 2.9689 miles  
Start: 09:00 Flag 09:13 End: 09:15

# BMCRC - MRO Championships 2019 - Rnd 8 @ Snetterton

## BMCRC Thunderbike Extreme & Ultra and L&W Contractors BMCRC Rookie 1000

### QUALIFYING - SECTOR ANALYSIS



SECTOR 1 = FL to I1, SECTOR 2 = I1 to FL, DIFF = Difference To Personal Best Lap, P = Crossed Finish Line in Pit Lane, D = Time Disallowed

P6 11 UL		Josh HARVEY		Yamaha - NR Racing		
IDEAL LAP TIME : 2:02.322		BEST LAP TIME : 2:02.577		DIFFERENCE : 0.255		
LAP	SECTOR 1	SECTOR 2	LAP TIME	MPH	DIFF	TIME OF DAY
1 -	1:37.177	45.093	2:22.270	75.12	19.693	09:03:13.049
2 -	1:28.496	41.984	2:10.480	81.91	7.903	09:05:23.529
3 -	1:22.517	42.063	2:04.580 (3)	85.79	2.003	09:07:28.109
4 -	1:21.870	<b>40.707</b>	<b>2:02.577 (1)</b>	<b>87.19</b>		<b>09:09:30.686</b>
5 -	<b>1:21.615</b>	41.121	2:02.736 (2)	87.08	0.159	09:11:33.422

P7 76 UL		Jason BYARD		Suzuki - May Construction		
IDEAL LAP TIME : 2:04.078		BEST LAP TIME : 2:04.078		DIFFERENCE : 0.000		
LAP	SECTOR 1	SECTOR 2	LAP TIME	MPH	DIFF	TIME OF DAY
1 -	1:33.543	47.998	2:21.541	75.51	17.463	09:03:25.329
2 -	1:31.454	44.502	2:15.956	78.61	11.878	09:05:41.285
3 -	1:26.804	43.250	2:10.054	82.18	5.976	09:07:51.339
4 -	1:25.966	42.641	2:08.607 (3)	83.10	4.529	09:09:59.946
5 -	1:23.408	42.868	2:06.276 (2)	84.64	2.198	09:12:06.222
6 -	<b>1:22.238</b>	<b>41.840</b>	<b>2:04.078 (1)</b>	<b>86.14</b>		<b>09:14:10.300</b>

P8 40 EX		David SHELVEY		Suzuki - ymark.com		
IDEAL LAP TIME : 2:04.184		BEST LAP TIME : 2:04.184		DIFFERENCE : 0.000		
LAP	SECTOR 1	SECTOR 2	LAP TIME	MPH	DIFF	TIME OF DAY
1 -	1:39.668	44.999	2:24.667	73.88	20.483	09:03:50.611
2 -	1:27.221	43.144	2:10.365	81.98	6.181	09:06:00.976
3 -	1:25.425	42.665	2:08.090	83.44	3.906	09:08:09.066
4 -	1:23.401	43.100	2:06.501 (2)	84.49	2.317	09:10:15.567
5 -	1:24.915	41.999	2:06.914 (3)	84.21	2.730	09:12:22.481
6 -	<b>1:23.043</b>	<b>41.141</b>	<b>2:04.184 (1)</b>	<b>86.06</b>		<b>09:14:26.665</b>

P9 258 UL		Ande FRIEND		Kawasaki - Flying colours Motorcycle Training		
IDEAL LAP TIME : 2:04.722		BEST LAP TIME : 2:04.722		DIFFERENCE : 0.000		
LAP	SECTOR 1	SECTOR 2	LAP TIME	MPH	DIFF	TIME OF DAY
1 -	1:42.559	47.803	2:30.362	71.08	25.640	09:03:19.030
2 -	1:30.190	44.887	2:15.077	79.12	10.355	09:05:34.107
3 -	1:27.557	42.306	2:09.863	82.30	5.141	09:07:43.970
4 -	1:24.200	41.969	2:06.169 (2)	84.71	1.447	09:09:50.139
5 -	1:24.399	41.911	2:06.310 (3)	84.61	1.588	09:11:56.449
6 -	<b>1:23.297</b>	<b>41.425</b>	<b>2:04.722 (1)</b>	<b>85.69</b>		<b>09:14:01.171</b>

P10 14 1000		Paul GALLINGTON		Honda - More Moto		
IDEAL LAP TIME : 2:06.022		BEST LAP TIME : 2:06.022		DIFFERENCE : 0.000		
LAP	SECTOR 1	SECTOR 2	LAP TIME	MPH	DIFF	TIME OF DAY
1 -	1:35.726	46.070	2:21.796	75.37	15.774	09:03:27.281
2 -	1:31.598	43.899	2:15.497	78.88	9.475	09:05:42.778
3 -	1:26.291	44.001	2:10.292	82.03	4.270	09:07:53.070
4 -	1:24.185	42.667	2:06.852 (2)	84.25	0.830	09:09:59.922
5 -	1:24.219	43.733	2:07.952 (3)	83.53	1.930	09:12:07.874
6 -	<b>1:23.541</b>	<b>42.481</b>	<b>2:06.022 (1)</b>	<b>84.81</b>		<b>09:14:13.896</b>

P11 54 EX		Andrew SAUNDERS		Suzuki - SDC PERFORMANCE		
IDEAL LAP TIME : 2:06.916		BEST LAP TIME : 2:06.916		DIFFERENCE : 0.000		
LAP	SECTOR 1	SECTOR 2	LAP TIME	MPH	DIFF	TIME OF DAY
1 -	1:32.447	45.199	2:17.646	77.64	10.730	09:02:41.554
2 -	1:26.604	43.144	2:09.748 (3)	82.37	2.832	09:04:51.302
3 -	<b>1:25.027</b>	<b>41.889</b>	<b>2:06.916 (1)</b>	<b>84.21</b>		<b>09:06:58.218</b>
4 -	1:26.278	42.480	2:08.758 (2)	83.00	1.842	09:09:06.976

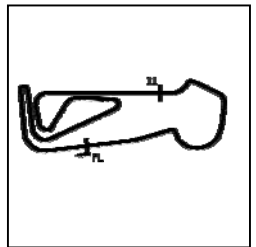
Weather / Track : Bright / Dry

Snetterton 300  
Circuit Length = 2.9689 miles  
Start: 09:00 Flag 09:13 End: 09:15

# BMCRC - MRO Championships 2019 - Rnd 8 @ Snetterton

## BMCRC Thunderbike Extreme & Ultra and L&W Contractors BMCRC Rookie 1000

### QUALIFYING - SECTOR ANALYSIS



SECTOR 1 = FL to I1, SECTOR 2 = I1 to FL, DIFF = Difference To Personal Best Lap, P = Crossed Finish Line in Pit Lane, D = Time Disallowed

P12 421 UL Daniel TINSLEY		Yamaha -				
IDEAL LAP TIME : 2:07.067		BEST LAP TIME : 2:07.219		DIFFERENCE : 0.152		
LAP	SECTOR 1	SECTOR 2	LAP TIME	MPH	DIFF	TIME OF DAY
1 -	1:35.538	45.861	2:21.399	75.58	14.180	09:02:55.372
2 -	1:27.781	<b>42.439</b>	2:10.220	82.07	3.001	09:05:05.592
3 -	1:25.017	42.591	2:07.608 (2)	83.75	0.389	09:07:13.200
4 -	1:24.868	43.478	2:08.346 (3)	83.27	1.127	09:09:21.546
5 -	<b>1:24.628</b>	42.591	<b>2:07.219 (1)</b>	<b>84.01</b>		<b>09:11:28.765</b>
6 -	1:25.783	42.775	2:08.558	83.13	1.339	09:13:37.323

P13 58 UL Michael ALLEN		Kawasaki -				
IDEAL LAP TIME : 2:07.967		BEST LAP TIME : 2:08.369		DIFFERENCE : 0.402		
LAP	SECTOR 1	SECTOR 2	LAP TIME	MPH	DIFF	TIME OF DAY
1 -	1:33.379	43.993	2:17.372	77.80	9.003	09:02:46.258
2 -	<b>1:25.471</b>	42.898	<b>2:08.369 (1)</b>	<b>83.26</b>		<b>09:04:54.627</b>
3 -	1:25.745	42.807	2:08.552 (2)	83.14	0.183	09:07:03.179
4 -	1:26.207	<b>42.496</b>	2:08.703 (3)	83.04	0.334	09:09:11.882

P14 117 EX Raymond STAGG		Suzuki -				
IDEAL LAP TIME : 2:09.181		BEST LAP TIME : 2:09.194		DIFFERENCE : 0.013		
LAP	SECTOR 1	SECTOR 2	LAP TIME	MPH	DIFF	TIME OF DAY
1 -	1:31.596	44.902	2:16.498	78.30	7.304	09:02:42.456
2 -	1:26.557	43.748	2:10.305 (3)	82.02	1.111	09:04:52.761
3 -	1:26.031	<b>43.163</b>	<b>2:09.194 (1)</b>	<b>82.72</b>		<b>09:07:01.955</b>
4 -	<b>1:26.018</b>	43.241	2:09.259 (2)	82.68	0.065	09:09:11.214
5 -	1:29.020	44.637	2:13.657	79.96	4.463	09:11:24.871

P15 16 UL Matthew WREN		Suzuki - TBR performance				
IDEAL LAP TIME : 2:09.250		BEST LAP TIME : 2:09.250		DIFFERENCE : 0.000		
LAP	SECTOR 1	SECTOR 2	LAP TIME	MPH	DIFF	TIME OF DAY
1 -	1:42.483	48.283	2:30.766	70.89	21.516	09:03:18.469
2 -	1:35.023	44.745	2:19.768	76.47	10.518	09:05:38.237
3 -	1:31.072	46.935	2:18.007	77.44	8.757	09:07:56.244
4 -	1:29.641	44.216	2:13.857 (3)	79.84	4.607	09:10:10.101
5 -	1:26.942	43.217	2:10.159 (2)	82.11	0.909	09:12:20.260
6 -	<b>1:26.695</b>	<b>42.555</b>	<b>2:09.250 (1)</b>	<b>82.69</b>		<b>09:14:29.510</b>

P16 100 1000 James FEARN		Honda -				
IDEAL LAP TIME : 2:09.780		BEST LAP TIME : 2:10.272		DIFFERENCE : 0.492		
LAP	SECTOR 1	SECTOR 2	LAP TIME	MPH	DIFF	TIME OF DAY
1 -	1:48.682	50.265	2:38.947	67.24	28.675	09:03:19.921
2 -	1:36.097	48.100	2:24.197	74.12	13.925	09:05:44.118
3 -	1:30.642	45.467	2:16.109	78.52	5.837	09:08:00.227
4 -	1:28.533	44.381	2:12.914 (3)	80.41	2.642	09:10:13.141
5 -	1:27.614	<b>43.065</b>	2:10.679 (2)	81.78	0.407	09:12:23.820
6 -	<b>1:26.715</b>	43.557	<b>2:10.272 (1)</b>	<b>82.04</b>		<b>09:14:34.092</b>

P17 20 EX Marc CRESSWELL		Honda - Fishbowl Racing				
IDEAL LAP TIME : 2:10.383		BEST LAP TIME : 2:10.383		DIFFERENCE : 0.000		
LAP	SECTOR 1	SECTOR 2	LAP TIME	MPH	DIFF	TIME OF DAY
1 -	1:45.072	46.754	2:31.826	70.39	21.443	09:03:11.473
2 -	1:32.551	45.318	2:17.869	77.52	7.486	09:05:29.342
3 -	1:29.108	44.022	2:13.130	80.28	2.747	09:07:42.472
4 -	1:28.405	44.657	2:13.062 (3)	80.32	2.679	09:09:55.534
5 -	1:27.559	45.219	2:12.778 (2)	80.49	2.395	09:12:08.312
6 -	<b>1:26.465</b>	<b>43.918</b>	<b>2:10.383 (1)</b>	<b>81.97</b>		<b>09:14:18.695</b>

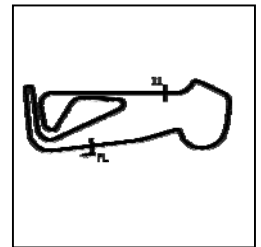
Weather / Track : Bright / Dry

Snetterton 300  
Circuit Length = 2.9689 miles  
Start: 09:00 Flag 09:13 End: 09:15

# BMCRC - MRO Championships 2019 - Rnd 8 @ Snetterton

## BMCRC Thunderbike Extreme & Ultra and L&W Contractors BMCRC Rookie 1000

### QUALIFYING - SECTOR ANALYSIS



SECTOR 1 = FL to I1, SECTOR 2 = I1 to FL, DIFF = Difference To Personal Best Lap, P = Crossed Finish Line in Pit Lane, D = Time Disallowed

P18 77 EX		David MAY		Suzuki - ELP Racing		
IDEAL LAP TIME : 2:09.939		BEST LAP TIME : 2:10.641		DIFFERENCE : 0.702		
LAP	SECTOR 1	SECTOR 2	LAP TIME	MPH	DIFF	TIME OF DAY
1 -	1:35.338	44.885	2:20.223	76.22	9.582	09:02:48.238
2 -	1:29.232	44.049	2:13.281	80.19	2.640	09:05:01.519
3 -	1:27.858	43.507	2:11.365	81.36	0.724	09:07:12.884
4 -	1:27.368	43.876	2:11.244 (3)	81.43	0.603	09:09:24.128
5 -	<b>1:26.751</b>	43.890	<b>2:10.641 (1)</b>	<b>81.81</b>		<b>09:11:34.769</b>
6 -	1:28.027	<b>43.188</b>	2:11.215 (2)	81.45	0.574	09:13:45.984

P19 78 UL		Jamie THOMAS		Suzuki - Team RubyRacing		
IDEAL LAP TIME : 2:10.712		BEST LAP TIME : 2:10.734		DIFFERENCE : 0.022		
LAP	SECTOR 1	SECTOR 2	LAP TIME	MPH	DIFF	TIME OF DAY
1 -	OUTLAP	49.659	2:39.185	67.14	28.451	09:05:59.399
2 -	1:34.611	45.601	2:20.212	76.22	9.478	09:08:19.611
3 -	1:28.768	44.348	2:13.116 (3)	80.29	2.382	09:10:32.727
4 -	1:27.412	<b>43.322</b>	<b>2:10.734 (1)</b>	<b>81.75</b>		<b>09:12:43.461</b>
5 -	<b>1:27.390</b>	43.405	2:10.795 (2)	81.71	0.061	09:14:54.256

P20 55 EX		Nick HODGINS		Suzuki - Sam Saunders Racing		
IDEAL LAP TIME : 2:11.777		BEST LAP TIME : 2:11.777		DIFFERENCE : 0.000		
LAP	SECTOR 1	SECTOR 2	LAP TIME	MPH	DIFF	TIME OF DAY
1 -	1:49.834	47.912	2:37.746	67.75	25.969	09:03:12.798
2 -	1:32.603	45.251	2:17.854	77.53	6.077	09:05:30.652
3 -	1:31.805	46.127	2:17.932	77.48	6.155	09:07:48.584
4 -	1:28.773	44.412	2:13.185 (3)	80.24	1.408	09:10:01.769
5 -	<b>1:27.478</b>	<b>44.299</b>	<b>2:11.777 (1)</b>	<b>81.10</b>		<b>09:12:13.546</b>
6 -	1:27.642	45.177	2:12.819 (2)	80.47	1.042	09:14:26.365

P21 39 EX		Rob WILLIAMS		Suzuki -		
IDEAL LAP TIME : 2:12.160		BEST LAP TIME : 2:12.802		DIFFERENCE : 0.642		
LAP	SECTOR 1	SECTOR 2	LAP TIME	MPH	DIFF	TIME OF DAY
1 -	1:48.817	51.211	2:40.028	66.78	27.226	09:03:25.911
2 -	1:34.277	47.198	2:21.475	75.54	8.673	09:05:47.386
3 -	1:27.975	46.046	2:14.021 (3)	79.74	1.219	09:08:01.407
4 -	1:28.008	44.794	<b>2:12.802 (1)</b>	<b>80.48</b>		<b>09:10:14.209</b>
5 -	<b>1:27.932</b>	45.153	2:13.085 (2)	80.31	0.283	09:12:27.294
6 -	1:31.353	<b>44.228</b>	2:15.581	78.83	2.779	09:14:42.875

P22 228 EX		Clive EMERSON		Honda -		
IDEAL LAP TIME : 2:13.479		BEST LAP TIME : 2:13.479		DIFFERENCE : 0.000		
LAP	SECTOR 1	SECTOR 2	LAP TIME	MPH	DIFF	TIME OF DAY
1 -	1:39.727	46.804	2:26.531	72.94	13.052	09:02:55.774
2 -	1:33.157	45.500	2:18.657	77.08	5.178	09:05:14.431
3 -	1:31.176	46.326	2:17.502 (3)	77.73	4.023	09:07:31.933
4 -	1:31.239	45.754	2:16.993 (2)	78.01	3.514	09:09:48.926
5 -	1:31.671	47.852	2:19.523	76.60	6.044	09:12:08.449
6 -	<b>1:28.922</b>	<b>44.557</b>	<b>2:13.479 (1)</b>	<b>80.07</b>		<b>09:14:21.928</b>

P23 115 UL		Adrian HARTOG		Suzuki -		
IDEAL LAP TIME : 2:14.160		BEST LAP TIME : 2:14.246		DIFFERENCE : 0.086		
LAP	SECTOR 1	SECTOR 2	LAP TIME	MPH	DIFF	TIME OF DAY
1 -	1:38.271	46.400	2:24.671 (3)	73.87	10.425	09:02:53.966
2 -	1:32.127	44.700	2:16.827 (2)	78.11	2.581	09:05:10.793
3 -	1:29.919	<b>44.327</b>	<b>2:14.246 (1)</b>	<b>79.61</b>		<b>09:07:25.039</b>

Weather / Track : Bright / Dry

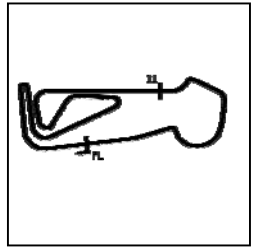
Snetterton 300  
Circuit Length = 2.9689 miles  
Start: 09:00 Flag 09:13 End: 09:15



# BMCRC - MRO Championships 2019 - Rnd 8 @ Snetterton

## BMCRC Thunderbike Extreme & Ultra and L&W Contractors BMCRC Rookie 1000

### QUALIFYING - SECTOR ANALYSIS



SECTOR 1 = FL to I1, SECTOR 2 = I1 to FL, DIFF = Difference To Personal Best Lap, P = Crossed Finish Line in Pit Lane, D = Time Disallowed

P24 669 1000 Jonny HILL			Honda - Michael J Lonsdale Ltd HM Racing			
IDEAL LAP TIME : 2:12.789		BEST LAP TIME : 2:14.493	DIFFERENCE : 1.704			
LAP	SECTOR 1	SECTOR 2	LAP TIME	MPH	DIFF	TIME OF DAY
1 -	1:35.482	49.374	2:24.856	73.78	10.363	09:03:31.439
2 -	1:31.854	45.813	2:17.667	77.63	3.174	09:05:49.106
3 -	1:29.942	<b>44.970</b>	2:14.912 (2)	79.22	0.419	09:08:04.018
4 -	<b>1:27.819</b>	46.674	<b>2:14.493 (1)</b>	<b>79.46</b>		<b>09:10:18.511</b>
5 -	1:31.118	45.918	2:17.036	77.99	2.543	09:12:35.547
6 -	1:28.935	46.289	2:15.224 (3)	79.03	0.731	09:14:50.771

P25 83 1000 James PRESTON			S1000 -			
IDEAL LAP TIME : 2:14.818		BEST LAP TIME : 2:14.818	DIFFERENCE : 0.000			
LAP	SECTOR 1	SECTOR 2	LAP TIME	MPH	DIFF	TIME OF DAY
1 -	1:46.244	52.949	2:39.193	67.13	24.375	09:03:09.313
2 -	1:36.480	47.812	2:24.292	74.07	9.474	09:05:33.605
3 -	1:34.617	46.132	2:20.749	75.93	5.931	09:07:54.354
4 -	1:31.963	45.831	2:17.794 (3)	77.56	2.976	09:10:12.148
5 -	<b>1:29.863</b>	<b>44.955</b>	<b>2:14.818 (1)</b>	<b>79.27</b>		<b>09:12:26.966</b>
6 -	1:30.167	45.460	2:15.627 (2)	78.80	0.809	09:14:42.593

P26 138 1000 Mike LONG			Kawasaki - True heroes racing			
IDEAL LAP TIME : 2:14.952		BEST LAP TIME : 2:14.952	DIFFERENCE : 0.000			
LAP	SECTOR 1	SECTOR 2	LAP TIME	MPH	DIFF	TIME OF DAY
1 -	1:52.779	51.001	2:43.780	65.25	28.828	09:03:22.600
2 -	1:37.199	47.908	2:25.107	73.65	10.155	09:05:47.707
3 -	1:34.221	48.497	2:22.718	74.88	7.766	09:08:10.425
4 -	1:31.550	46.641	2:18.191 (3)	77.34	3.239	09:10:28.616
5 -	1:31.802	46.016	2:17.818 (2)	77.55	2.866	09:12:46.434
6 -	<b>1:30.163</b>	<b>44.789</b>	<b>2:14.952 (1)</b>	<b>79.19</b>		<b>09:15:01.386</b>

P27 171 EX Daniel GIBBS			Suzuki - Thomas Racing			
IDEAL LAP TIME : 2:15.739		BEST LAP TIME : 2:15.866	DIFFERENCE : 0.127			
LAP	SECTOR 1	SECTOR 2	LAP TIME	MPH	DIFF	TIME OF DAY
1 -	1:44.571	50.881	2:35.452	68.75	19.586	09:03:08.550
2 -	1:35.375	46.519	2:21.894	75.32	6.028	09:05:30.444
3 -	1:31.662	46.263	2:17.925 (3)	77.49	2.059	09:07:48.369
4 -	1:31.900	46.113	2:18.013	77.44	2.147	09:10:06.382
5 -	1:31.188	<b>45.369</b>	2:16.557 (2)	78.26	0.691	09:12:22.939
6 -	<b>1:30.370</b>	45.496	<b>2:15.866 (1)</b>	<b>78.66</b>		<b>09:14:38.805</b>

P28 45 1000 John FORTEY			Suzuki -			
IDEAL LAP TIME : 2:16.043		BEST LAP TIME : 2:16.530	DIFFERENCE : 0.487			
LAP	SECTOR 1	SECTOR 2	LAP TIME	MPH	DIFF	TIME OF DAY
1 -	1:45.878	53.475	2:39.353	67.07	22.823	09:03:10.477
2 -	1:36.675	47.627	2:24.302	74.06	7.772	09:05:34.779
3 -	1:33.205	46.039	2:19.244	76.75	2.714	09:07:54.023
4 -	1:31.014	45.757	2:16.771 (2)	78.14	0.241	09:10:10.794
5 -	<b>1:30.944</b>	45.586	<b>2:16.530 (1)</b>	<b>78.28</b>		<b>09:12:27.324</b>
6 -	1:32.477	<b>45.099</b>	2:17.576 (3)	77.68	1.046	09:14:44.900

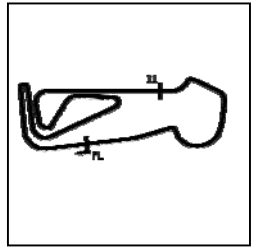
Weather / Track : Bright / Dry

Snetterton 300  
Circuit Length = 2.9689 miles  
Start: 09:00 Flag 09:13 End: 09:15

# BMCRC - MRO Championships 2019 - Rnd 8 @ Snetterton

## BMCRC Thunderbike Extreme & Ultra and L&W Contractors BMCRC Rookie 1000

### QUALIFYING - SECTOR ANALYSIS



SECTOR 1 = FL to I1, SECTOR 2 = I1 to FL, DIFF = Difference To Personal Best Lap, P = Crossed Finish Line in Pit Lane, D = Time Disallowed

P29 35 EX Stephen HARVEY			Yamaha -			
IDEAL LAP TIME : 2:16.786		BEST LAP TIME : 2:16.786		DIFFERENCE : 0.000		
LAP	SECTOR 1	SECTOR 2	LAP TIME	MPH	DIFF	TIME OF DAY
1 -	1:38.043	46.868	2:24.911	73.75	8.125	09:02:53.778
2 -	1:33.722	46.012	2:19.734	76.48	2.948	09:05:13.512
3 -	1:31.512	46.190	2:17.702 (2)	77.61	0.916	09:07:31.214
4 -	<b>1:31.032</b>	<b>45.754</b>	<b>2:16.786 (1)</b>	<b>78.13</b>		<b>09:09:48.000</b>
5 -	1:32.032	48.291	2:20.323	76.16	3.537	09:12:08.323
6 -	1:31.988	46.132	2:18.120 (3)	77.38	1.334	09:14:26.443

P30 103 1000 Craig GOFFORD			Suzuki -			
IDEAL LAP TIME : 2:17.351		BEST LAP TIME : 2:17.351		DIFFERENCE : 0.000		
LAP	SECTOR 1	SECTOR 2	LAP TIME	MPH	DIFF	TIME OF DAY
1 -	1:45.753	50.068	2:35.821	68.59	18.470	09:03:12.009
2 -	1:36.016	48.438	2:24.454	73.98	7.103	09:05:36.463
3 -	1:33.422	48.327	2:21.749	75.40	4.398	09:07:58.212
4 -	1:33.137	46.956	2:20.093 (3)	76.29	2.742	09:10:18.305
5 -	1:32.776	46.957	2:19.733 (2)	76.48	2.382	09:12:38.038
6 -	<b>1:30.899</b>	<b>46.452</b>	<b>2:17.351 (1)</b>	<b>77.81</b>		<b>09:14:55.389</b>

P31 46 EX Adrian DRAPER			Suzuki - droopy racing uk			
IDEAL LAP TIME : 2:16.617		BEST LAP TIME : 2:17.506		DIFFERENCE : 0.889		
LAP	SECTOR 1	SECTOR 2	LAP TIME	MPH	DIFF	TIME OF DAY
1 -	1:45.126	50.907	2:36.033	68.49	18.527	09:03:08.389
2 -	1:36.020	48.423	2:24.443	73.99	6.937	09:05:32.832
3 -	1:33.889	46.474	2:20.363	76.14	2.857	09:07:53.195
4 -	1:33.347	46.632	2:19.979 (3)	76.35	2.473	09:10:13.174
5 -	1:31.686	<b>46.210</b>	2:17.896 (2)	77.50	0.390	09:12:31.070
6 -	<b>1:30.407</b>	47.099	<b>2:17.506 (1)</b>	<b>77.72</b>		<b>09:14:48.576</b>

P32 36 1000 James WIGGINS			Kawasaki -			
IDEAL LAP TIME : 2:19.156		BEST LAP TIME : 2:19.156		DIFFERENCE : 0.000		
LAP	SECTOR 1	SECTOR 2	LAP TIME	MPH	DIFF	TIME OF DAY
1 -	1:45.430	52.280	2:37.710	67.77	18.554	09:03:31.718
2 -	1:38.410	49.423	2:27.833 (3)	72.29	8.677	09:05:59.551
3 -	1:34.171	48.358	2:22.529 (2)	74.98	3.373	09:08:22.080
4 -	<b>1:32.234</b>	<b>46.922</b>	<b>2:19.156 (1)</b>	<b>76.80</b>		<b>09:10:41.236</b>

P33 226 EX Andrew HOBBS			Yamaha - chubby racing			
IDEAL LAP TIME : 2:20.486		BEST LAP TIME : 2:20.671		DIFFERENCE : 0.185		
LAP	SECTOR 1	SECTOR 2	LAP TIME	MPH	DIFF	TIME OF DAY
1 -	1:37.457	<b>47.527</b>	2:24.984	73.71	4.313	09:02:53.183
2 -	1:37.559	47.951	2:25.510	73.45	4.839	09:05:18.693
3 -	1:49.745	48.792	2:38.537	67.41	17.866	09:07:57.230
4 -	<b>1:32.959</b>	47.712	<b>2:20.671 (1)</b>	<b>75.97</b>		<b>09:10:17.901</b>
5 -	1:34.172	47.944	2:22.116 (3)	75.20	1.445	09:12:40.017
6 -	1:33.158	48.360	2:21.518 (2)	75.52	0.847	09:15:01.535

P34 180 EX Mark OVEL			Yamaha -			
IDEAL LAP TIME : 2:22.616		BEST LAP TIME : 2:22.616		DIFFERENCE : 0.000		
LAP	SECTOR 1	SECTOR 2	LAP TIME	MPH	DIFF	TIME OF DAY
1 -	1:56.388	53.893	2:50.281	62.76	27.665	09:03:25.952
2 -	1:39.906	48.718	2:28.624	71.91	6.008	09:05:54.576
3 -	1:38.298	49.407	2:27.705	72.36	5.089	09:08:22.281
4 -	1:36.370	48.530	2:24.900 (2)	73.76	2.284	09:10:47.181
5 -	1:36.618	48.438	2:25.056 (3)	73.68	2.440	09:13:12.237
6 -	<b>1:35.689</b>	<b>46.927</b>	<b>2:22.616 (1)</b>	<b>74.94</b>		<b>09:15:34.853</b>

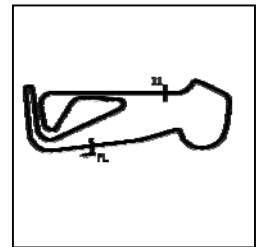
Weather / Track : Bright / Dry

Snetterton 300  
Circuit Length = 2.9689 miles  
Start: 09:00 Flag 09:13 End: 09:15

# BMCRC - MRO Championships 2019 - Rnd 8 @ Snetterton

## BMCRC Thunderbike Extreme & Ultra and L&W Contractors BMCRC Rookie 1000

### QUALIFYING - SECTOR ANALYSIS



SECTOR 1 = FL to I1, SECTOR 2 = I1 to FL, DIFF = Difference To Personal Best Lap, P = Crossed Finish Line in Pit Lane, D = Time Disallowed

P35 24 EX		Mark REYNOLDS		Aprilia -		
IDEAL LAP TIME : 2:25.330		BEST LAP TIME : 2:25.381		DIFFERENCE : 0.051		
LAP	SECTOR 1	SECTOR 2	LAP TIME	MPH	DIFF	TIME OF DAY
1 -	1:51.971	53.435	2:45.406	64.61	20.025	09:03:18.634
2 -	1:41.724	51.154	2:32.878	69.91	7.497	09:05:51.512
3 -	1:37.465	49.206	2:26.671 (3)	72.87	1.290	09:08:18.183
4 -	<b>1:36.713</b>	49.252	2:25.965 (2)	73.22	0.584	09:10:44.148
5 -	1:38.415	49.178	2:27.593	72.41	2.212	09:13:11.741
6 -	1:36.764	<b>48.617</b>	<b>2:25.381 (1)</b>	<b>73.51</b>		<b>09:15:37.122</b>

P36 526 EX		Michael ARMANI		Honda -		
IDEAL LAP TIME : 2:25.480		BEST LAP TIME : 2:25.633		DIFFERENCE : 0.153		
LAP	SECTOR 1	SECTOR 2	LAP TIME	MPH	DIFF	TIME OF DAY
1 -	1:48.270	50.428	2:38.698	67.34	13.065	09:03:15.521
2 -	1:39.151	49.864	2:29.015 (3)	71.72	3.382	09:05:44.536
3 -	1:36.551	<b>49.082</b>	<b>2:25.633 (1)</b>	<b>73.39</b>		<b>09:08:10.169</b>
4 -	<b>1:36.398</b>	49.614	2:26.012 (2)	73.20	0.379	09:10:36.181

P37 18 EX		Stuart ALBON		Honda -		
IDEAL LAP TIME : 2:33.560		BEST LAP TIME : 2:33.560		DIFFERENCE : 0.000		
LAP	SECTOR 1	SECTOR 2	LAP TIME	MPH	DIFF	TIME OF DAY
1 -	1:57.063	56.273	2:53.336	61.66	19.776	09:03:27.035
2 -	1:49.138	53.444	2:42.582	65.73	9.022	09:06:09.617
3 -	1:44.163	52.292	2:36.455 (3)	68.31	2.895	09:08:46.072
4 -	1:43.254	51.914	2:35.168 (2)	68.88	1.608	09:11:21.240
5 -	<b>1:41.829</b>	<b>51.731</b>	<b>2:33.560 (1)</b>	<b>69.60</b>		<b>09:13:54.800</b>

P38 62 EX		Paul YOUNGE		Yamaha -		
IDEAL LAP TIME : 2:32.330		BEST LAP TIME : 2:34.970		DIFFERENCE : 2.640		
LAP	SECTOR 1	SECTOR 2	LAP TIME	MPH	DIFF	TIME OF DAY
1 -	1:55.251	53.115	2:48.366	63.48	13.396	09:03:28.220
2 -	1:49.779	52.736	2:42.515 (3)	65.76	7.545	09:06:10.735
3 -	1:45.084	52.772	2:37.856 (2)	67.70	2.886	09:08:48.591
4 -	1:43.287	<b>51.683</b>	<b>2:34.970 (1)</b>	<b>68.96</b>		<b>09:11:23.561</b>

P39 31 EX		Pete SANDERSON		Suzuki - #sellingeverythingtorace		
IDEAL LAP TIME : 2:35.647		BEST LAP TIME : 2:36.080		DIFFERENCE : 0.433		
LAP	SECTOR 1	SECTOR 2	LAP TIME	MPH	DIFF	TIME OF DAY
1 -	1:58.262	56.380	2:54.642	61.19	18.562	09:03:31.735
2 -	1:47.056	53.043	2:40.099	66.75	4.019	09:06:11.834
3 -	1:43.943	<b>52.437</b>	2:36.380 (2)	68.34	0.300	09:08:48.214
4 -	<b>1:43.210</b>	52.870	<b>2:36.080 (1)</b>	<b>68.47</b>		<b>09:11:24.294</b>
5 -	1:44.850	52.653	2:37.503 (3)	67.85	1.423	09:14:01.797

P40 996 EX		George PRINOS		Ducati - KAPPA PLANNING LTD		
IDEAL LAP TIME : 2:39.308		BEST LAP TIME : 2:39.778		DIFFERENCE : 0.470		
LAP	SECTOR 1	SECTOR 2	LAP TIME	MPH	DIFF	TIME OF DAY
1 -	OUTLAP	54.393	2:51.747	62.23	11.969	09:06:15.998
2 -	1:49.412	54.337	2:43.749 (3)	65.27	3.971	09:08:59.747
3 -	<b>1:45.779</b>	53.999	<b>2:39.778 (1)</b>	<b>66.89</b>		<b>09:11:39.525</b>
4 -	1:46.731	<b>53.529</b>	2:40.260 (2)	66.69	0.482	09:14:19.785

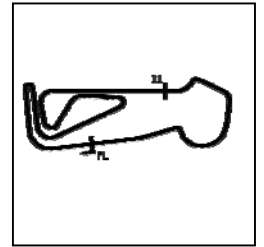
Weather / Track : Bright / Dry

Snetterton 300  
Circuit Length = 2.9689 miles  
Start: 09:00 Flag 09:13 End: 09:15

# BMCRC - MRO Championships 2019 - Rnd 8 @ Snetterton

## BMCRC Thunderbike Extreme & Ultra and L&W Contractors BMCRC Rookie 1000

### QUALIFYING - SECTOR ANALYSIS



SECTOR 1 = FL to I1, SECTOR 2 = I1 to FL, DIFF = Difference To Personal Best Lap, P = Crossed Finish Line in Pit Lane, D = Time Disallowed

P41 212 1000		Tim BENNETT		Yamaha - www.maxpowerracing.uk			
IDEAL LAP TIME : 2:40.077		BEST LAP TIME : 2:40.077		DIFFERENCE : 0.000			
LAP	SECTOR 1	SECTOR 2	LAP TIME	MPH	DIFF	TIME OF DAY	
1 -	2:05.145	1:01.748	3:06.893	57.18	26.816	09:03:51.393	
2 -	1:51.118	1:00.277	2:51.395	62.35	11.318	09:06:42.788	
3 -	1:49.499	56.867	2:46.366 (2)	64.24	6.289	09:09:29.154	
4 -	1:49.375	57.029	2:46.404 (3)	64.22	6.327	09:12:15.558	
5 -	<b>1:44.610</b>	<b>55.467</b>	<b>2:40.077 (1)</b>	<b>66.76</b>		<b>09:14:55.635</b>	

# BMCRC - MRO Championships 2019 - Rnd 8 @ Snetterton

## BMCRC Thunderbike Extreme & Ultra and L&W Contractors BMCRC Rookie 1000

### QUALIFYING - BEST SECTORS

SECTOR 1			SECTOR 2			IDEAL / BEST COMPARISON						
POS	NO	NAME	TIME	NO	NAME	TIME	POS	NO	NAME	IDEAL	BEST	DIFF
									<b>PERFECT LAP</b>	<b>1:59.761</b>		
1	9	DIXON	1:19.597	9	DIXON	40.164	1	9	DIXON	1:59.761	2:00.384	0.623
2	1	CHAMBERLAIN	1:20.146	143	PALMER	40.350	2	1	CHAMBERLAIN	2:00.959	2:00.959	0.000
3	140	PATMORE	1:20.221	71	JENKINS	40.675	3	140	PATMORE	2:01.200	2:02.009	0.809
4	71	JENKINS	1:20.940	11	HARVEY	40.707	4	143	PALMER	2:01.325	2:01.325	0.000
5	143	PALMER	1:20.975	1	CHAMBERLAIN	40.813	5	71	JENKINS	2:01.615	2:01.799	0.184
6	11	HARVEY	1:21.615	140	PATMORE	40.979	6	11	HARVEY	2:02.322	2:02.577	0.255
7	76	BYARD	1:22.238	40	SHELVEY	41.141	7	76	BYARD	2:04.078	2:04.078	0.000
8	40	SHELVEY	1:23.043	258	FRIEND	41.425	8	40	SHELVEY	2:04.184	2:04.184	0.000
9	258	FRIEND	1:23.297	76	BYARD	41.840	9	258	FRIEND	2:04.722	2:04.722	0.000
10	14	GALLINGTON	1:23.541	54	SAUNDERS	41.889	10	14	GALLINGTON	2:06.022	2:06.022	0.000
11	421	TINSLEY	1:24.628	421	TINSLEY	42.439	11	54	SAUNDERS	2:06.916	2:06.916	0.000
12	54	SAUNDERS	1:25.027	14	GALLINGTON	42.481	12	421	TINSLEY	2:07.067	2:07.219	0.152
13	58	ALLEN	1:25.471	58	ALLEN	42.496	13	58	ALLEN	2:07.967	2:08.369	0.402
14	117	STAGG	1:26.018	16	WREN	42.555	14	117	STAGG	2:09.181	2:09.194	0.013
15	20	CRESSWELL	1:26.465	100	FEARN	43.065	15	16	WREN	2:09.250	2:09.250	0.000
16	16	WREN	1:26.695	117	STAGG	43.163	16	100	FEARN	2:09.780	2:10.272	0.492
17	100	FEARN	1:26.715	77	MAY	43.188	17	77	MAY	2:09.939	2:10.641	0.702
18	77	MAY	1:26.751	78	THOMAS	43.322	18	20	CRESSWELL	2:10.383	2:10.383	0.000
19	78	THOMAS	1:27.390	20	CRESSWELL	43.918	19	78	THOMAS	2:10.712	2:10.734	0.022
20	55	HODGINS	1:27.478	39	WILLIAMS	44.228	20	55	HODGINS	2:11.777	2:11.777	0.000
21	669	HILL	1:27.819	55	HODGINS	44.299	21	39	WILLIAMS	2:12.160	2:12.802	0.642
22	39	WILLIAMS	1:27.932	115	HARTOG	44.327	22	669	HILL	2:12.789	2:14.493	1.704
23	228	EMERSON	1:28.922	228	EMERSON	44.557	23	228	EMERSON	2:13.479	2:13.479	0.000
24	115	HARTOG	1:29.833	138	LONG	44.789	24	115	HARTOG	2:14.160	2:14.246	0.086
25	83	PRESTON	1:29.863	83	PRESTON	44.955	25	83	PRESTON	2:14.818	2:14.818	0.000
26	138	LONG	1:30.163	669	HILL	44.970	26	138	LONG	2:14.952	2:14.952	0.000
27	171	GIBBS	1:30.370	45	FORTEY	45.099	27	171	GIBBS	2:15.739	2:15.866	0.127
28	46	DRAPER	1:30.407	171	GIBBS	45.369	28	46	FORTEY	2:16.043	2:16.530	0.487
29	103	GOFFORD	1:30.899	35	HARVEY	45.754	29	46	DRAPER	2:16.617	2:17.506	0.889
30	45	FORTEY	1:30.944	46	DRAPER	46.210	30	35	HARVEY	2:16.786	2:16.786	0.000
31	35	HARVEY	1:31.032	103	GOFFORD	46.452	31	103	GOFFORD	2:17.351	2:17.351	0.000
32	36	WIGGINS	1:32.234	36	WIGGINS	46.922	32	36	WIGGINS	2:19.156	2:19.156	0.000
33	226	HOBBS	1:32.959	180	OVEL	46.927	33	226	HOBBS	2:20.486	2:20.671	0.185
34	180	OVEL	1:35.689	226	HOBBS	47.527	34	180	OVEL	2:22.616	2:22.616	0.000
35	526	ARMANI	1:36.398	24	REYNOLDS	48.617	35	24	REYNOLDS	2:25.330	2:25.381	0.051
36	24	REYNOLDS	1:36.713	526	ARMANI	49.082	36	526	ARMANI	2:25.480	2:25.633	0.153
37	62	YOUNGE	1:40.647	62	YOUNGE	51.683	37	62	YOUNGE	2:32.330	2:34.970	2.640
38	18	ALBON	1:41.829	18	ALBON	51.731	38	18	ALBON	2:33.560	2:33.560	0.000
39	31	SANDERSON	1:43.210	31	SANDERSON	52.437	39	31	SANDERSON	2:35.647	2:36.080	0.433
40	212	BENNETT	1:44.610	996	PRINOS	53.529	40	996	PRINOS	2:39.308	2:39.778	0.470
41	996	PRINOS	1:45.779	212	BENNETT	55.467	41	212	BENNETT	2:40.077	2:40.077	0.000

Weather / Track : Bright / Dry

Snetterton 300

Circuit Length = 2.9689 miles

Start: 09:00 Flag 09:13 End: 09:15

Results can be found at [www.tsl-timing.com](http://www.tsl-timing.com)

Printed - 09:17 Saturday, 14 September 2019

**BMCRC - MRO Championships 2019 - Rnd 8 @ Snetterton**

**Team Respro MRO 600 inc MSS Performance MRO Clubman 600 ar**



**QUALIFYING - CLASSIFICATION**

POS	NO	CL	PIC NAME	ENTRY	TIME	ON	LAPS	GAP	DIFF	MPH
1	44		1 Hayden PLATTON	Kawasaki - NR Racing	1:58.244	4	6			90.39
2	2		2 Daniel BROOKS	Kawasaki -	1:58.509	6	7	0.265	0.265	90.18
3	21	C	1 Nick WHITCHER	Yamaha -	1:59.179	4	5	0.935	0.670	89.68
4	60	C	2 Jack YOUNGE	Yamaha - Chase Timber / iceni motorcycles	1:59.201	6	7	0.957	0.022	89.66
5	56		3 Michael MILLS	Yamaha - A51 Racing	1:59.245	4	4	1.001	0.044	89.63
6	912	C	3 Michael WHITE	Yamaha - Race Lab Suspension	1:59.377	5	7	1.133	0.132	89.53
7	173		4 Steve DRAPER	Yamaha -	1:59.652	6	6	1.408	0.275	89.32
8	82		5 Andrew SMITH	Kawasaki - MSS Performance / Addition Steel	2:00.396	6	7	2.152	0.744	88.77
9	188	C	4 Dawid KRAWIECKI	Yamaha - Code Blue LTD & D A East Electrical	2:00.940	3	7	2.696	0.544	88.37
10	154		6 Shane NORVAL	Yamaha - European Shoe Machinery	2:01.227	5	6	2.983	0.287	88.16
11	29	C	5 Charlie STONE	Kawasaki - Loveday auto repairs	2:02.547	6	6	4.303	1.320	87.21
12	12	C	6 Cedric BLOCH	Kawasaki - Brigg's Group & SDC Performance	2:02.775	3	6	4.531	0.228	87.05
13	141		7 Luke HARRIS	Yamaha -	2:02.961	3	4	4.717	0.186	86.92
14	152	C	7 Elliot FRICKER	Honda - Ride in bike tyres	2:03.785	4	6	5.541	0.824	86.34
15	111		8 Ryan FOLKES	Triumph - Carl Harrison Motorcyle Services	2:04.323	6	6	6.079	0.538	85.97
16	288	C	8 Toby REYNOLDS	Honda - SKA Accountants Motorcycle tyres uk howesyo	2:04.498	2	5	6.254	0.175	85.84
17	241	600	2 Wayne MORRIS	Kawasaki - Boyces speed shop Banbury/rpm performanc	2:04.756	3	5	6.512	0.258	85.67
18	40		9 David SHELVEY	Suzuki - ymark.com	2:04.940	5	6	6.696	0.184	85.54
19	16	600	3 Tom VAUGHAN	Yamaha -	2:05.021	4	6	6.777	0.081	85.49
20	221	600	4 Matt VENN	Kawasaki - Unique People Recruitment	2:05.364	4	6	7.120	0.343	85.25
21	94	600	5 Luke HOLLIS	Kawasaki - Team Hollis Racing	2:07.508	4	6	9.264	2.144	83.82
22	41		10 Lynden LEATHERLAND	Yamaha - GL fabrications	2:07.979	6	6	9.735	0.471	83.51
23	494	600	6 Jack ASHPOLE	Kawasaki -	2:08.931	2	6	10.687	0.952	82.89
24	86		11 Jamie KELMAN	Triumph - Phased Out Racing /TSR vapour blasting	2:09.334	4	4	11.090	0.403	82.63
25	624	C	9 Matthew FEDRICK	Yamaha - Matthew Fedrick farriers ltd	2:10.182	6	6	11.938	0.848	82.10
26	263	C	10 James TUCKER	Triumph -	2:10.346	6	6	12.102	0.164	81.99
27	83		12 Talan SKEELS-PIGGINS	Yamaha - Talan Racing	2:11.120	5	5	12.876	0.774	81.51
28	231	600	9 Craig MOORE	Yamaha - AM scaffolding ltd	2:12.281	6	6	14.037	1.161	80.79
29	8	C	11 Dave SAUNDERS	Honda -	2:13.100	5	6	14.856	0.819	80.30
30	200	600	10 Dan BURNHAM	Triumph - KY JAX RACING / DANIK GROUP	2:13.204	4	4	14.960	0.104	80.23
31	219	600	11 Paul WRIGHT	Triumph - MICHAEL.J.LONSDALE	2:14.031	4	6	15.787	0.827	79.74
32	112	600	12 Jamie NAGY	Kawasaki - Steelmate	2:14.073	4	6	15.829	0.042	79.71
33	373	600	13 Peter PARAPANOS	Honda -	2:14.138	6	6	15.894	0.065	79.67
34	5	C	12 Ash NORRINGTON	Triumph -	2:14.170	6	6	15.926	0.032	79.66
35	54	600	14 Colin SMITH	Yamaha - Csp powder coatings	2:14.192	3	4	15.948	0.022	79.64
36	61	600	15 Adam SYMONDS	YAMAHA -	2:19.061	4	6	20.817	4.869	76.85
37	75	600	16 James HOARE	Triumph -	2:20.773	6	6	22.529	1.712	75.92
38	526	600	17 Michael ARMANI	Honda -	2:24.030	4	5	25.786	3.257	74.20
39	96	600	18 Giovanni BELIOSSI	Honda - ASR Accident Storage Recovery	2:25.907	5	5	27.663	1.877	73.25

Snetterton 300  
 Circuit Length = 2.9689 miles  
 Start: 10:43 Flag 10:56 End: 10:58

Weather / Track : Bright / Dry  
 These results are provisional until the conclusion of any judicial and technical matters.

Clerk Of Course :	Steward :	Timekeeper :
-------------------	-----------	--------------

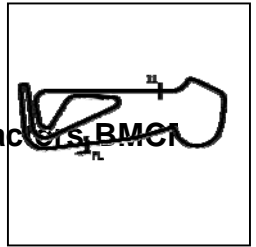
Results can be found at [www.tsl-timing.com](http://www.tsl-timing.com)

Printed - 10:59 Saturday, 14 September 2019



# BMCRC - MRO Championships 2019 - Rnd 8 @ Snetterton

Team Respro MRO 600 inc MSS Performance MRO Clubman 600 and L&W Contractors BMCRC



## QUALIFYING - SECTOR ANALYSIS

SECTOR 1 = FL to I1, SECTOR 2 = I1 to FL, DIFF = Difference To Personal Best Lap, P = Crossed Finish Line in Pit Lane, D = Time Disallowed

P1 44		Hayden PLATTON		Kawasaki - NR Racing		
IDEAL LAP TIME : 1:58.244		BEST LAP TIME : 1:58.244		DIFFERENCE : 0.000		
LAP	SECTOR 1	SECTOR 2	LAP TIME	MPH	DIFF	TIME OF DAY
1 -	1:21.887	40.374	2:02.261	87.42	4.017	10:46:00.054
2 -	1:19.805	39.999	1:59.804 (3)	89.21	1.560	10:47:59.858
3 -	1:19.957	39.589	1:59.546 (2)	89.40	1.302	10:49:59.404
4 -	<b>1:18.836</b>	<b>39.408</b>	<b>1:58.244 (1)</b>	<b>90.39</b>		<b>10:51:57.648</b>
5 -	1:20.570	IN PIT	2:47.865 P	63.67	49.621	10:54:45.513
6 -	OUTLAP	40.008	2:02.353	87.35	4.109	10:56:47.866

P2 2		Daniel BROOKS		Kawasaki -		
IDEAL LAP TIME : 1:58.509		BEST LAP TIME : 1:58.509		DIFFERENCE : 0.000		
LAP	SECTOR 1	SECTOR 2	LAP TIME	MPH	DIFF	TIME OF DAY
1 -	1:28.504	42.293	2:10.797	81.71	12.288	10:46:14.404
2 -	1:21.228	40.718	2:01.946	87.64	3.437	10:48:16.350
3 -	1:19.879	40.416	2:00.295	88.84	1.786	10:50:16.645
4 -	1:21.257	40.894	2:02.151	87.49	3.642	10:52:18.796
5 -	1:19.387	39.880	1:59.267 (2)	89.61	0.758	10:54:18.063
6 -	<b>1:19.050</b>	<b>39.459</b>	<b>1:58.509 (1)</b>	<b>90.18</b>		<b>10:56:16.572</b>
7 -	1:19.937	39.569	1:59.506 (3)	89.43	0.997	10:58:16.078

P3 21 C		Nick WHITCHER		Yamaha -		
IDEAL LAP TIME : 1:58.769		BEST LAP TIME : 1:59.179		DIFFERENCE : 0.410		
LAP	SECTOR 1	SECTOR 2	LAP TIME	MPH	DIFF	TIME OF DAY
1 -	1:21.516	40.015	2:01.531	87.94	2.352	10:45:57.828
2 -	1:19.777	<b>39.505</b>	1:59.282 (2)	89.60	0.103	10:47:57.110
3 -	1:20.392	39.901	2:00.293 (3)	88.85	1.114	10:49:57.403
4 -	<b>1:19.264</b>	39.915	<b>1:59.179 (1)</b>	<b>89.68</b>		<b>10:51:56.582</b>
5 -	1:21.796	41.936	2:03.732	86.38	4.553	10:54:00.314

P4 60 C		Jack YOUNGE		Yamaha - Chase Timber / iceni motorcycles		
IDEAL LAP TIME : 1:59.143		BEST LAP TIME : 1:59.201		DIFFERENCE : 0.058		
LAP	SECTOR 1	SECTOR 2	LAP TIME	MPH	DIFF	TIME OF DAY
1 -	1:31.686	42.340	2:14.026	79.74	14.825	10:46:14.556
2 -	1:21.458	40.422	2:01.880	87.69	2.679	10:48:16.436
3 -	1:19.953	40.315	2:00.268 (3)	88.86	1.067	10:50:16.704
4 -	1:20.837	40.204	2:01.041	88.30	1.840	10:52:17.745
5 -	1:19.808	40.124	1:59.932 (2)	89.11	0.731	10:54:17.677
6 -	<b>1:19.467</b>	39.734	<b>1:59.201 (1)</b>	<b>89.66</b>		<b>10:56:16.878</b>
7 -	1:20.691	<b>39.676</b>	2:00.367	88.79	1.166	10:58:17.245

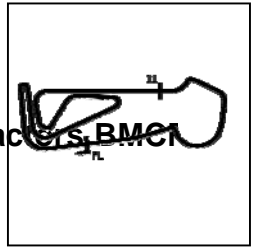
P5 56		Michael MILLS		Yamaha - A51 Racing		
IDEAL LAP TIME : 1:59.245		BEST LAP TIME : 1:59.245		DIFFERENCE : 0.000		
LAP	SECTOR 1	SECTOR 2	LAP TIME	MPH	DIFF	TIME OF DAY
1 -	1:25.297	41.795	2:07.092 (3)	84.09	7.847	10:47:26.729
2 -	1:19.766	40.786	2:00.552 (2)	88.65	1.307	10:49:27.281
3 -	1:23.519	47.978	2:11.497	81.28	12.252	10:51:38.778
4 -	<b>1:19.446</b>	<b>39.799</b>	<b>1:59.245 (1)</b>	<b>89.63</b>		<b>10:53:38.023</b>

Weather / Track : Bright / Dry

Snetterton 300  
Circuit Length = 2.9689 miles  
Start: 10:43 Flag 10:56 End: 10:58

# BMCRC - MRO Championships 2019 - Rnd 8 @ Snetterton

Team Respro MRO 600 inc MSS Performance MRO Clubman 600 and L&W Contractors BMCRC



## QUALIFYING - SECTOR ANALYSIS

SECTOR 1 = FL to I1, SECTOR 2 = I1 to FL, DIFF = Difference To Personal Best Lap, P = Crossed Finish Line in Pit Lane, D = Time Disallowed

P6 912 C Michael WHITE			Yamaha - Race Lab Suspension			
IDEAL LAP TIME : 1:59.377		BEST LAP TIME : 1:59.377		DIFFERENCE : 0.000		
LAP	SECTOR 1	SECTOR 2	LAP TIME	MPH	DIFF	TIME OF DAY
1 -	1:31.158	43.396	2:14.554	79.43	15.177	10:46:17.155
2 -	1:20.906	41.264	2:02.170	87.48	2.793	10:48:19.325
3 -	1:20.223	40.391	2:00.614 (2)	88.61	1.237	10:50:19.939
4 -	1:20.854	40.787	2:01.641 (3)	87.86	2.264	10:52:21.580
5 -	<b>1:19.305</b>	<b>40.072</b>	<b>1:59.377 (1)</b>	<b>89.53</b>		<b>10:54:20.957</b>
6 -	1:22.284	41.180	2:03.464	86.56	4.087	10:56:24.421
7 -	1:20.231	42.640	2:02.871	86.98	3.494	10:58:27.292

P7 173 Steve DRAPER			Yamaha -			
IDEAL LAP TIME : 1:59.652		BEST LAP TIME : 1:59.652		DIFFERENCE : 0.000		
LAP	SECTOR 1	SECTOR 2	LAP TIME	MPH	DIFF	TIME OF DAY
1 -	1:25.652	42.001	2:07.653	83.72	8.001	10:47:51.141
2 -	1:22.680	41.100	2:03.780	86.34	4.128	10:49:54.921
3 -	1:20.318	40.353	2:00.671 (2)	88.57	1.019	10:51:55.592
4 -	1:22.639	42.164	2:04.803	85.63	5.151	10:54:00.395
5 -	1:20.319	40.918	2:01.237 (3)	88.15	1.585	10:56:01.632
6 -	<b>1:19.671</b>	<b>39.981</b>	<b>1:59.652 (1)</b>	<b>89.32</b>		<b>10:58:01.284</b>

P8 82 Andrew SMITH			Kawasaki - MSS Performance / Addition Steel			
IDEAL LAP TIME : 2:00.032		BEST LAP TIME : 2:00.396		DIFFERENCE : 0.364		
LAP	SECTOR 1	SECTOR 2	LAP TIME	MPH	DIFF	TIME OF DAY
1 -	1:24.693	41.695	2:06.388	84.56	5.992	10:46:05.440
2 -	1:21.094	41.249	2:02.343	87.36	1.947	10:48:07.783
3 -	1:20.070	42.837	2:02.907	86.96	2.511	10:50:10.690
4 -	1:20.184	<b>40.478</b>	2:00.662 (2)	88.57	0.266	10:52:11.352
5 -	<b>1:19.554</b>	41.810	2:01.364 (3)	88.06	0.968	10:54:12.716
6 -	1:19.713	40.683	<b>2:00.396 (1)</b>	<b>88.77</b>		<b>10:56:13.112</b>
7 -	1:21.007	40.541	2:01.548	87.93	1.152	10:58:14.660

P9 188 C Dawid KRAWIECKI			Yamaha - Code Blue LTD & D A East Electrical			
IDEAL LAP TIME : 2:00.868		BEST LAP TIME : 2:00.940		DIFFERENCE : 0.072		
LAP	SECTOR 1	SECTOR 2	LAP TIME	MPH	DIFF	TIME OF DAY
1 -	1:23.816	41.039	2:04.855	85.60	3.915	10:46:02.921
2 -	1:21.407	<b>40.488</b>	2:01.895 (2)	87.68	0.955	10:48:04.816
3 -	<b>1:20.380</b>	40.560	<b>2:00.940 (1)</b>	<b>88.37</b>		<b>10:50:05.756</b>
4 -	1:21.346	40.652	2:01.998 (3)	87.60	1.058	10:52:07.754
5 -	1:23.541	41.736	2:05.277	85.31	4.337	10:54:13.031
6 -	1:21.683	41.147	2:02.830	87.01	1.890	10:56:15.861
7 -	1:23.171	51.247	2:14.418	79.51	13.478	10:58:30.279

P10 154 Shane NORVAL			Yamaha - European Shoe Machinery			
IDEAL LAP TIME : 2:01.227		BEST LAP TIME : 2:01.227		DIFFERENCE : 0.000		
LAP	SECTOR 1	SECTOR 2	LAP TIME	MPH	DIFF	TIME OF DAY
1 -	1:34.722	44.217	2:18.939	76.92	17.712	10:46:27.576
2 -	1:24.778	41.545	2:06.323	84.60	5.096	10:48:33.899
3 -	1:21.129	41.130	2:02.259 (3)	87.42	1.032	10:50:36.158
4 -	1:21.188	41.190	2:02.378	87.33	1.151	10:52:38.536
5 -	<b>1:20.792</b>	<b>40.435</b>	<b>2:01.227 (1)</b>	<b>88.16</b>		<b>10:54:39.763</b>
6 -	1:20.976	40.736	2:01.712 (2)	87.81	0.485	10:56:41.475

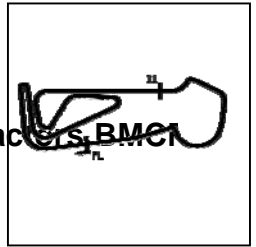
Weather / Track : Bright / Dry

Snetterton 300  
Circuit Length = 2.9689 miles  
Start: 10:43 Flag 10:56 End: 10:58



# BMCRC - MRO Championships 2019 - Rnd 8 @ Snetterton

Team Respro MRO 600 inc MSS Performance MRO Clubman 600 and L&W Contractors BMCRC



## QUALIFYING - SECTOR ANALYSIS

SECTOR 1 = FL to I1, SECTOR 2 = I1 to FL, DIFF = Difference To Personal Best Lap, P = Crossed Finish Line in Pit Lane, D = Time Disallowed

P11 29 C Charlie STONE			Kawasaki - Loveday auto repairs			
IDEAL LAP TIME : 2:02.301		BEST LAP TIME : 2:02.547		DIFFERENCE : 0.246		
LAP	SECTOR 1	SECTOR 2	LAP TIME	MPH	DIFF	TIME OF DAY
1 -	1:32.254	45.293	2:17.547	77.70	15.000	10:46:18.538
2 -	1:25.553	41.756	2:07.309	83.95	4.762	10:48:25.847
3 -	1:22.390	41.320	2:03.710 (3)	86.39	1.163	10:50:29.557
4 -	1:21.473	41.697	2:03.170 (2)	86.77	0.623	10:52:32.727
5 -	1:22.693	<b>41.237</b>	2:03.930	86.24	1.383	10:54:36.657
6 -	<b>1:21.064</b>	41.483	<b>2:02.547 (1)</b>	<b>87.21</b>		<b>10:56:39.204</b>

P12 12 C Cedric BLOCH			Kawasaki - Brigit's Group & SDC Performance			
IDEAL LAP TIME : 2:02.775		BEST LAP TIME : 2:02.775		DIFFERENCE : 0.000		
LAP	SECTOR 1	SECTOR 2	LAP TIME	MPH	DIFF	TIME OF DAY
1 -	1:31.195	42.595	2:13.790	79.88	11.015	10:46:14.299
2 -	1:23.611	41.290	2:04.901 (2)	85.57	2.126	10:48:19.200
3 -	<b>1:21.558</b>	<b>41.217</b>	<b>2:02.775 (1)</b>	<b>87.05</b>		<b>10:50:21.975</b>
4 -	1:29.001	47.899	2:16.900	78.07	14.125	10:52:38.875
5 -	1:27.467	42.661	2:10.128 (3)	82.13	7.353	10:54:49.003
6 -	1:27.455	52.646	2:20.101	76.28	17.326	10:57:09.104

P13 141 Luke HARRIS			Yamaha -			
IDEAL LAP TIME : 2:02.961		BEST LAP TIME : 2:02.961		DIFFERENCE : 0.000		
LAP	SECTOR 1	SECTOR 2	LAP TIME	MPH	DIFF	TIME OF DAY
1 -	1:29.407	42.785	2:12.192	80.85	9.231	10:46:15.869
2 -	1:22.908	41.515	2:04.423 (2)	85.90	1.462	10:48:20.292
3 -	<b>1:21.506</b>	<b>41.455</b>	<b>2:02.961 (1)</b>	<b>86.92</b>		<b>10:50:23.253</b>
4 -	1:22.127	42.361	2:04.488 (3)	85.85	1.527	10:52:27.741

P14 152 C Elliot FRICKER			Honda - Ride in bike tyres			
IDEAL LAP TIME : 2:03.710		BEST LAP TIME : 2:03.785		DIFFERENCE : 0.075		
LAP	SECTOR 1	SECTOR 2	LAP TIME	MPH	DIFF	TIME OF DAY
1 -	1:31.013	42.796	2:13.809	79.87	10.024	10:46:15.503
2 -	1:22.897	42.030	2:04.927 (3)	85.55	1.142	10:48:20.430
3 -	1:22.332	<b>41.666</b>	2:03.998 (2)	86.19	0.213	10:50:24.428
4 -	<b>1:22.044</b>	41.741	<b>2:03.785 (1)</b>	<b>86.34</b>		<b>10:52:28.213</b>
5 -	1:23.636	42.832	2:06.468	84.51	2.683	10:54:34.681
6 -	1:22.688	43.462	2:06.150	84.72	2.365	10:56:40.831

P15 111 Ryan FOLKES			Triumph - Carl Harrison Motorcycle Services			
IDEAL LAP TIME : 2:04.314		BEST LAP TIME : 2:04.323		DIFFERENCE : 0.009		
LAP	SECTOR 1	SECTOR 2	LAP TIME	MPH	DIFF	TIME OF DAY
1 -	1:32.615	45.021	2:17.636	77.65	13.313	10:46:44.306
2 -	1:27.740	43.659	2:11.399	81.34	7.076	10:48:55.705
3 -	1:23.537	42.987	2:06.524 (2)	84.47	2.201	10:51:02.229
4 -	1:25.104	42.091	2:07.195	84.02	2.872	10:53:09.424
5 -	1:24.754	<b>41.878</b>	2:06.632 (3)	84.40	2.309	10:55:16.056
6 -	<b>1:22.436</b>	41.887	<b>2:04.323 (1)</b>	<b>85.97</b>		<b>10:57:20.379</b>

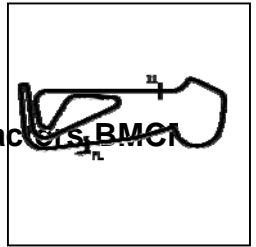
P16 288 C Toby REYNOLDS			Honda - SKA Accountants Motorcycle tyres uk howesyourheati			
IDEAL LAP TIME : 2:04.323		BEST LAP TIME : 2:04.498		DIFFERENCE : 0.175		
LAP	SECTOR 1	SECTOR 2	LAP TIME	MPH	DIFF	TIME OF DAY
1 -	1:29.641	42.584	2:12.225	80.83	7.727	10:46:13.556
2 -	<b>1:22.602</b>	41.896	<b>2:04.498 (1)</b>	<b>85.84</b>		<b>10:48:18.054</b>
3 -	1:23.518	<b>41.721</b>	2:05.239 (2)	85.34	0.741	10:50:23.293
4 -	1:25.346	42.514	2:07.860 (3)	83.59	3.362	10:52:31.153
5 -	1:25.275	IN PIT	2:27.222 P	72.59	22.724	10:54:58.375

Weather / Track : Bright / Dry

Snetterton 300  
Circuit Length = 2.9689 miles  
Start: 10:43 Flag 10:56 End: 10:58

# BMCRC - MRO Championships 2019 - Rnd 8 @ Snetterton

Team Respro MRO 600 inc MSS Performance MRO Clubman 600 and L&W Contractors BMCRC



## QUALIFYING - SECTOR ANALYSIS

SECTOR 1 = FL to I1, SECTOR 2 = I1 to FL, DIFF = Difference To Personal Best Lap, P = Crossed Finish Line in Pit Lane, D = Time Disallowed

P17 241 600		Wayne MORRIS		Kawasaki - Boyces speed shop Banbury/rpm performance			
IDEAL LAP TIME : 2:04.286		BEST LAP TIME : 2:04.756		DIFFERENCE : 0.470			
LAP	SECTOR 1	SECTOR 2	LAP TIME	MPH	DIFF	TIME OF DAY	
1 -	1:30.922	44.720	2:15.642	78.79	10.886	10:46:25.648	
2 -	1:25.332	<b>41.390</b>	2:06.722	84.34	1.966	10:48:32.370	
<b>3 -</b>	<b>1:22.896</b>	41.860	<b>2:04.756 (1)</b>	<b>85.67</b>		<b>10:50:37.126</b>	
4 -	1:23.476	42.332	2:05.808 (2)	84.95	1.052	10:52:42.934	
5 -	1:23.774	42.775	2:06.549 (3)	84.45	1.793	10:54:49.483	

P18 40		David SHELVEY		Suzuki - ymark.com			
IDEAL LAP TIME : 2:04.092		BEST LAP TIME : 2:04.940		DIFFERENCE : 0.848			
LAP	SECTOR 1	SECTOR 2	LAP TIME	MPH	DIFF	TIME OF DAY	
1 -	1:30.033	43.423	2:13.456	80.08	8.516	10:46:55.300	
2 -	1:24.610	41.613	2:06.223 (3)	84.67	1.283	10:49:01.523	
3 -	<b>1:22.946</b>	42.444	2:05.390 (2)	85.23	0.450	10:51:06.913	
4 -	1:23.024	44.066	2:07.090	84.09	2.150	10:53:14.003	
<b>5 -</b>	1:23.794	<b>41.146</b>	<b>2:04.940 (1)</b>	<b>85.54</b>		<b>10:55:18.943</b>	
6 -	1:24.432	42.694	2:07.126	84.07	2.186	10:57:26.069	

P19 16 600		Tom VAUGHAN		Yamaha -			
IDEAL LAP TIME : 2:05.021		BEST LAP TIME : 2:05.021		DIFFERENCE : 0.000			
LAP	SECTOR 1	SECTOR 2	LAP TIME	MPH	DIFF	TIME OF DAY	
1 -	1:33.829	44.875	2:18.704	77.05	13.683	10:46:27.044	
2 -	1:25.008	43.369	2:08.377	83.25	3.356	10:48:35.421	
3 -	1:23.547	42.144	2:05.691 (2)	85.03	0.670	10:50:41.112	
<b>4 -</b>	<b>1:23.342</b>	<b>41.679</b>	<b>2:05.021 (1)</b>	<b>85.49</b>		<b>10:52:46.133</b>	
5 -	1:23.914	41.842	2:05.756 (3)	84.99	0.735	10:54:51.889	
6 -	1:24.419	42.631	2:07.050	84.12	2.029	10:56:58.939	

P20 221 600		Matt VENN		Kawasaki - Unique People Recruitment			
IDEAL LAP TIME : 2:05.270		BEST LAP TIME : 2:05.364		DIFFERENCE : 0.094			
LAP	SECTOR 1	SECTOR 2	LAP TIME	MPH	DIFF	TIME OF DAY	
1 -	1:32.340	44.210	2:16.550	78.27	11.186	10:46:24.311	
2 -	1:24.628	42.580	2:07.208	84.02	1.844	10:48:31.519	
3 -	1:24.588	42.328	2:06.916	84.21	1.552	10:50:38.435	
<b>4 -</b>	<b>1:23.254</b>	42.110	<b>2:05.364 (1)</b>	<b>85.25</b>		<b>10:52:43.799</b>	
5 -	1:24.200	<b>42.016</b>	2:06.216 (2)	84.68	0.852	10:54:50.015	
6 -	1:24.151	42.520	2:06.671 (3)	84.37	1.307	10:56:56.686	

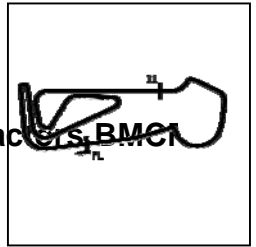
P21 94 600		Luke HOLLIS		Kawasaki - Team Hollis Racing			
IDEAL LAP TIME : 2:06.958		BEST LAP TIME : 2:07.508		DIFFERENCE : 0.550			
LAP	SECTOR 1	SECTOR 2	LAP TIME	MPH	DIFF	TIME OF DAY	
1 -	1:32.763	45.653	2:18.416	77.21	10.908	10:46:18.285	
2 -	1:26.510	43.023	2:09.533	82.51	2.025	10:48:27.818	
3 -	1:25.157	43.233	2:08.390 (3)	83.24	0.882	10:50:36.208	
<b>4 -</b>	<b>1:24.140</b>	43.368	<b>2:07.508 (1)</b>	<b>83.82</b>		<b>10:52:43.716</b>	
5 -	1:24.794	<b>42.818</b>	2:07.612 (2)	83.75	0.104	10:54:51.328	
6 -	1:25.303	46.330	2:11.633	81.19	4.125	10:57:02.961	

Weather / Track : Bright / Dry

Snetterton 300  
Circuit Length = 2.9689 miles  
Start: 10:43 Flag 10:56 End: 10:58

# BMCRC - MRO Championships 2019 - Rnd 8 @ Snetterton

Team Respro MRO 600 inc MSS Performance MRO Clubman 600 and L&W Contractors BMCRC



## QUALIFYING - SECTOR ANALYSIS

SECTOR 1 = FL to I1, SECTOR 2 = I1 to FL, DIFF = Difference To Personal Best Lap, P = Crossed Finish Line in Pit Lane, D = Time Disallowed

P22 41		Lynden LEATHERLAND		Yamaha - GL fabrications		
IDEAL LAP TIME : 2:07.979		BEST LAP TIME : 2:07.979		DIFFERENCE : 0.000		
LAP	SECTOR 1	SECTOR 2	LAP TIME	MPH	DIFF	TIME OF DAY
1 -	1:40.355	49.076	2:29.431	71.52	21.452	10:46:39.994
2 -	1:31.308	45.452	2:16.760	78.15	8.781	10:48:56.754
3 -	1:26.422	44.394	2:10.816 (3)	81.70	2.837	10:51:07.570
4 -	1:26.452	43.551	2:10.003 (2)	82.21	2.024	10:53:17.573
5 -	1:25.996	44.879	2:10.875	81.66	2.896	10:55:28.448
6 -	<b>1:25.036</b>	<b>42.943</b>	<b>2:07.979 (1)</b>	<b>83.51</b>		<b>10:57:36.427</b>

P23 494 600		Jack ASHPOLE		Kawasaki -		
IDEAL LAP TIME : 2:08.931		BEST LAP TIME : 2:08.931		DIFFERENCE : 0.000		
LAP	SECTOR 1	SECTOR 2	LAP TIME	MPH	DIFF	TIME OF DAY
1 -	1:33.546	44.286	2:17.832	77.54	8.901	10:46:25.207
2 -	<b>1:26.031</b>	<b>42.900</b>	<b>2:08.931 (1)</b>	<b>82.89</b>		<b>10:48:34.138</b>
3 -	1:26.659	43.967	2:10.626 (2)	81.82	1.695	10:50:44.764
4 -	1:26.656	45.553	2:12.209	80.84	3.278	10:52:56.973
5 -	1:27.758	44.210	2:11.968	80.98	3.037	10:55:08.941
6 -	1:27.135	43.856	2:10.991 (3)	81.59	2.060	10:57:19.932

P24 86		Jamie KELMAN		Triumph - Phased Out Racing /TSR vapour blasting		
IDEAL LAP TIME : 2:09.334		BEST LAP TIME : 2:09.334		DIFFERENCE : 0.000		
LAP	SECTOR 1	SECTOR 2	LAP TIME	MPH	DIFF	TIME OF DAY
1 -	1:34.658	48.918	2:23.576 (3)	74.44	14.242	10:46:41.971
2 -	1:42.773	49.548	2:32.321	70.16	22.987	10:49:14.292
3 -	1:27.379	44.298	2:11.677 (2)	81.16	2.343	10:51:25.969
4 -	<b>1:26.211</b>	<b>43.123</b>	<b>2:09.334 (1)</b>	<b>82.63</b>		<b>10:53:35.303</b>

P25 624 C		Matthew FEDRICK		Yamaha - Matthew Fedrick farriers ltd		
IDEAL LAP TIME : 2:10.182		BEST LAP TIME : 2:10.182		DIFFERENCE : 0.000		
LAP	SECTOR 1	SECTOR 2	LAP TIME	MPH	DIFF	TIME OF DAY
1 -	1:34.334	46.556	2:20.890	75.86	10.708	10:46:27.005
2 -	1:30.108	45.916	2:16.024	78.57	5.842	10:48:43.029
3 -	1:29.071	45.005	2:14.076	79.71	3.894	10:50:57.105
4 -	1:27.155	43.945	2:11.100 (2)	81.52	0.918	10:53:08.205
5 -	1:27.437	44.355	2:11.792 (3)	81.09	1.610	10:55:19.997
6 -	<b>1:26.660</b>	<b>43.522</b>	<b>2:10.182 (1)</b>	<b>82.10</b>		<b>10:57:30.179</b>

P26 263 C		James TUCKER		Triumph -		
IDEAL LAP TIME : 2:09.837		BEST LAP TIME : 2:10.346		DIFFERENCE : 0.509		
LAP	SECTOR 1	SECTOR 2	LAP TIME	MPH	DIFF	TIME OF DAY
1 -	1:35.289	45.127	2:20.416	76.11	10.070	10:46:29.378
2 -	1:28.315	44.850	2:13.165	80.26	2.819	10:48:42.543
3 -	1:28.489	43.898	2:12.387	80.73	2.041	10:50:54.930
4 -	1:27.737	44.607	2:12.344 (3)	80.75	1.998	10:53:07.274
5 -	1:27.135	<b>43.467</b>	2:10.602 (2)	81.83	0.256	10:55:17.876
6 -	<b>1:26.370</b>	43.976	<b>2:10.346 (1)</b>	<b>81.99</b>		<b>10:57:28.222</b>


P27 83		Talan SKEELS-PIGGINS		Yamaha - Talan Racing		
IDEAL LAP TIME : 2:11.060		BEST LAP TIME : 2:11.120		DIFFERENCE : 0.060		
LAP	SECTOR 1	SECTOR 2	LAP TIME	MPH	DIFF	TIME OF DAY
1 -	OUTLAP	46.662	2:31.265	70.65	20.145	10:46:42.498
2 -	1:29.820	44.905	2:14.725	79.33	3.605	10:48:57.223
3 -	1:27.392	44.559	2:11.951 (3)	81.00	0.831	10:51:09.174
4 -	<b>1:27.178</b>	44.163	2:11.341 (2)	81.37	0.221	10:53:20.515
5 -	1:27.238	<b>43.882</b>	<b>2:11.120 (1)</b>	<b>81.51</b>		<b>10:55:31.635</b>

Weather / Track : Bright / Dry

Snetterton 300  
Circuit Length = 2.9689 miles  
Start: 10:43 Flag 10:56 End: 10:58

# BMCRC - MRO Championships 2019 - Rnd 8 @ Snetterton

Team Respro MRO 600 inc MSS Performance MRO Clubman 600 and L&W Contractors BMCRC



## QUALIFYING - SECTOR ANALYSIS

SECTOR 1 = FL to I1, SECTOR 2 = I1 to FL, DIFF = Difference To Personal Best Lap, P = Crossed Finish Line in Pit Lane, D = Time Disallowed

P28 231 600 Craig MOORE			Yamaha - AM scaffolding ltd			
IDEAL LAP TIME : 2:12.281		BEST LAP TIME : 2:12.281		DIFFERENCE : 0.000		
LAP	SECTOR 1	SECTOR 2	LAP TIME	MPH	DIFF	TIME OF DAY
1 -	1:34.294	45.945	2:20.239	76.21	7.958	10:46:31.066
2 -	1:28.279	45.572	2:13.851 (3)	79.85	1.570	10:48:44.917
3 -	1:29.037	45.433	2:14.470	79.48	2.189	10:50:59.387
4 -	1:28.870	45.578	2:14.448	79.49	2.167	10:53:13.835
5 -	1:28.414	44.742	2:13.156 (2)	80.26	0.875	10:55:26.991
6 -	<b>1:28.001</b>	<b>44.280</b>	<b>2:12.281 (1)</b>	<b>80.79</b>		<b>10:57:39.272</b>

P29 8 C Dave SAUNDERS			Honda -			
IDEAL LAP TIME : 2:12.550		BEST LAP TIME : 2:13.100		DIFFERENCE : 0.550		
LAP	SECTOR 1	SECTOR 2	LAP TIME	MPH	DIFF	TIME OF DAY
1 -	1:36.901	47.917	2:24.818	73.80	11.718	10:46:32.555
2 -	1:29.746	46.666	2:16.412	78.35	3.312	10:48:48.967
3 -	1:29.778	46.375	2:16.153	78.50	3.053	10:51:05.120
4 -	1:29.348	46.020	2:15.368 (3)	78.95	2.268	10:53:20.488
5 -	1:28.131	<b>44.969</b>	<b>2:13.100 (1)</b>	<b>80.30</b>		<b>10:55:33.588</b>
6 -	<b>1:27.581</b>	45.551	2:13.132 (2)	80.28	0.032	10:57:46.720

P30 200 600 Dan BURNHAM			Triumph - KY JAX RACING / DANIK GROUP			
IDEAL LAP TIME : 2:13.204		BEST LAP TIME : 2:13.204		DIFFERENCE : 0.000		
LAP	SECTOR 1	SECTOR 2	LAP TIME	MPH	DIFF	TIME OF DAY
1 -	OUTLAP	50.688	2:39.087	67.18	25.883	10:50:11.374
2 -	1:32.668	47.421	2:20.089 (3)	76.29	6.885	10:52:31.463
3 -	1:30.188	46.217	2:16.405 (2)	78.35	3.201	10:54:47.868
4 -	<b>1:28.616</b>	<b>44.588</b>	<b>2:13.204 (1)</b>	<b>80.23</b>		<b>10:57:01.072</b>

P31 219 600 Paul WRIGHT			Triumph - MICHAEL.J.LONSDALE			
IDEAL LAP TIME : 2:13.007		BEST LAP TIME : 2:14.031		DIFFERENCE : 1.024		
LAP	SECTOR 1	SECTOR 2	LAP TIME	MPH	DIFF	TIME OF DAY
1 -	1:34.564	46.009	2:20.573	76.03	6.542	10:47:15.191
2 -	1:30.153	45.374	2:15.527	78.86	1.496	10:49:30.718
3 -	1:29.332	45.976	2:15.308	78.99	1.277	10:51:46.026
4 -	1:29.306	<b>44.725</b>	<b>2:14.031 (1)</b>	<b>79.74</b>		<b>10:54:00.057</b>
5 -	1:29.344	45.230	2:14.574 (3)	79.42	0.543	10:56:14.631
6 -	<b>1:28.282</b>	45.958	2:14.240 (2)	79.61	0.209	10:58:28.871

P32 112 600 Jamie NAGY			Kawasaki - Steelmate			
IDEAL LAP TIME : 2:13.584		BEST LAP TIME : 2:14.073		DIFFERENCE : 0.489		
LAP	SECTOR 1	SECTOR 2	LAP TIME	MPH	DIFF	TIME OF DAY
1 -	1:37.424	45.752	2:23.176	74.64	9.103	10:46:28.676
2 -	1:29.966	45.825	2:15.791	78.70	1.718	10:48:44.467
3 -	1:28.993	46.967	2:15.960	78.61	1.887	10:51:00.427
4 -	<b>1:28.398</b>	45.675	<b>2:14.073 (1)</b>	<b>79.71</b>		<b>10:53:14.500</b>
5 -	1:29.181	46.161	2:15.342 (3)	78.97	1.269	10:55:29.842
6 -	1:29.812	<b>45.186</b>	2:14.998 (2)	79.17	0.925	10:57:44.840

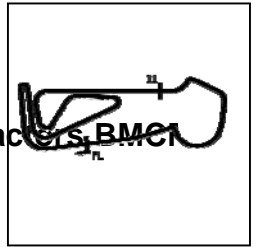
P33 373 600 Peter PARAPANOS			Honda -			
IDEAL LAP TIME : 2:14.138		BEST LAP TIME : 2:14.138		DIFFERENCE : 0.000		
LAP	SECTOR 1	SECTOR 2	LAP TIME	MPH	DIFF	TIME OF DAY
1 -	1:36.105	47.447	2:23.552	74.45	9.414	10:46:25.686
2 -	1:30.968	45.643	2:16.611	78.23	2.473	10:48:42.297
3 -	1:29.057	46.091	2:15.148 (2)	79.08	1.010	10:50:57.445
4 -	1:29.913	45.850	2:15.763 (3)	78.72	1.625	10:53:13.208
5 -	1:29.875	46.409	2:16.284	78.42	2.146	10:55:29.492
6 -	<b>1:28.934</b>	<b>45.204</b>	<b>2:14.138 (1)</b>	<b>79.67</b>		<b>10:57:43.630</b>

Weather / Track : Bright / Dry

Snetterton 300  
Circuit Length = 2.9689 miles  
Start: 10:43 Flag 10:56 End: 10:58

# BMCRC - MRO Championships 2019 - Rnd 8 @ Snetterton

Team Respro MRO 600 inc MSS Performance MRO Clubman 600 and L&W Contractors BMCRC



## QUALIFYING - SECTOR ANALYSIS

SECTOR 1 = FL to I1, SECTOR 2 = I1 to FL, DIFF = Difference To Personal Best Lap, P = Crossed Finish Line in Pit Lane, D = Time Disallowed

P34 5 C Ash NORRINGTON			Triumph -			
IDEAL LAP TIME : 2:14.170		BEST LAP TIME : 2:14.170		DIFFERENCE : 0.000		
LAP	SECTOR 1	SECTOR 2	LAP TIME	MPH	DIFF	TIME OF DAY
1 -	1:34.412	46.357	2:20.769	75.92	6.599	10:46:27.184
2 -	1:30.564	45.822	2:16.386	78.36	2.216	10:48:43.570
3 -	1:29.395	45.495	2:14.890 (2)	79.23	0.720	10:50:58.460
4 -	1:29.525	45.721	2:15.246 (3)	79.02	1.076	10:53:13.706
5 -	1:29.789	46.110	2:15.899	78.64	1.729	10:55:29.605
6 -	<b>1:29.007</b>	<b>45.163</b>	<b>2:14.170 (1)</b>	<b>79.66</b>		<b>10:57:43.775</b>

P35 54 600 Colin SMITH			Yamaha - Csp powder coatings			
IDEAL LAP TIME : 2:14.192		BEST LAP TIME : 2:14.192		DIFFERENCE : 0.000		
LAP	SECTOR 1	SECTOR 2	LAP TIME	MPH	DIFF	TIME OF DAY
1 -	1:37.571	46.867	2:24.438 (3)	73.99	10.246	10:46:24.222
2 -	1:30.526	46.006	2:16.532 (2)	78.28	2.340	10:48:40.754
3 -	<b>1:28.887</b>	<b>45.305</b>	<b>2:14.192 (1)</b>	<b>79.64</b>		<b>10:50:54.946</b>
4 -	1:48.529	46.031	2:34.560	69.15	20.368	10:53:29.506

P36 61 600 Adam SYMONDS			YAMAHA -			
IDEAL LAP TIME : 2:19.061		BEST LAP TIME : 2:19.061		DIFFERENCE : 0.000		
LAP	SECTOR 1	SECTOR 2	LAP TIME	MPH	DIFF	TIME OF DAY
1 -	1:49.203	49.805	2:39.008	67.21	19.947	10:46:47.665
2 -	1:33.715	46.949	2:20.664	75.98	1.603	10:49:08.329
3 -	1:32.672	47.178	2:19.850 (2)	76.42	0.789	10:51:28.179
4 -	<b>1:32.417</b>	<b>46.644</b>	<b>2:19.061 (1)</b>	<b>76.85</b>		<b>10:53:47.240</b>
5 -	1:33.178	47.672	2:20.850	75.88	1.789	10:56:08.090
6 -	1:32.660	47.735	2:20.395 (3)	76.12	1.334	10:58:28.485

P37 75 600 James HOARE			Triumph -			
IDEAL LAP TIME : 2:20.207		BEST LAP TIME : 2:20.773		DIFFERENCE : 0.566		
LAP	SECTOR 1	SECTOR 2	LAP TIME	MPH	DIFF	TIME OF DAY
1 -	1:43.403	49.268	2:32.671	70.00	11.898	10:46:39.462
2 -	1:35.133	48.379	2:23.512	74.47	2.739	10:49:02.974
3 -	1:33.805	48.226	2:22.031	75.25	1.258	10:51:25.005
4 -	1:33.528	47.792	2:21.320 (3)	75.63	0.547	10:53:46.325
5 -	1:33.367	<b>47.579</b>	2:20.946 (2)	75.83	0.173	10:56:07.271
6 -	<b>1:32.628</b>	48.145	<b>2:20.773 (1)</b>	<b>75.92</b>		<b>10:58:28.044</b>

P38 526 600 Michael ARMANI			Honda -			
IDEAL LAP TIME : 2:23.696		BEST LAP TIME : 2:24.030		DIFFERENCE : 0.334		
LAP	SECTOR 1	SECTOR 2	LAP TIME	MPH	DIFF	TIME OF DAY
1 -	1:39.652	49.920	2:29.572	71.45	5.542	10:47:49.401
2 -	1:36.802	<b>48.393</b>	2:25.195 (3)	73.61	1.165	10:50:14.596
3 -	<b>1:35.303</b>	49.060	2:24.363 (2)	74.03	0.333	10:52:38.959
4 -	1:35.543	48.487	<b>2:24.030 (1)</b>	<b>74.20</b>		<b>10:55:02.989</b>
5 -	1:37.350	49.042	2:26.392	73.01	2.362	10:57:29.381

P39 96 600 Giovanni BELIOSSI			Honda - ASR Accident Storage Recovery			
IDEAL LAP TIME : 2:25.131		BEST LAP TIME : 2:25.907		DIFFERENCE : 0.776		
LAP	SECTOR 1	SECTOR 2	LAP TIME	MPH	DIFF	TIME OF DAY
1 -	1:46.608	51.793	2:38.401	67.47	12.494	10:46:51.342
2 -	1:39.691	50.799	2:30.490	71.02	4.583	10:49:21.832
3 -	<b>1:36.094</b>	50.424	2:26.518 (3)	72.94	0.611	10:51:48.350
4 -	1:37.465	<b>49.037</b>	2:26.502 (2)	72.95	0.595	10:54:14.852
5 -	1:36.376	49.531	<b>2:25.907 (1)</b>	<b>73.25</b>		<b>10:56:40.759</b>

Weather / Track : Bright / Dry

Snetterton 300  
Circuit Length = 2.9689 miles  
Start: 10:43 Flag 10:56 End: 10:58

**BMCRC - MRO Championships 2019 - Rnd 8 @ Snetterton****Team Respro MRO 600 inc MSS Performance MRO Clubman 600 and L&W Contractors BMCF****QUALIFYING - BEST SECTORS**

SECTOR 1				SECTOR 2			IDEAL / BEST COMPARISON					
POS	NO	NAME	TIME	NO	NAME	TIME	POS	NO	NAME	IDEAL	BEST	DIFF
									<b>PERFECT LAP</b>	<b>1:58.244</b>		
1	44	PLATTON	<b>1:18.836</b>	44	PLATTON	<b>39.408</b>	1	44	PLATTON	1:58.244	1:58.244	0.000
2	2	BROOKS	<b>1:19.050</b>	2	BROOKS	<b>39.459</b>	2	2	BROOKS	1:58.509	1:58.509	0.000
3	21	WHITCHER	<b>1:19.264</b>	21	WHITCHER	<b>39.505</b>	3	21	WHITCHER	1:58.769	1:59.179	0.410
4	912	WHITE	<b>1:19.305</b>	60	YOUNGE	<b>39.676</b>	4	60	YOUNGE	1:59.143	1:59.201	0.058
5	56	MILLS	<b>1:19.446</b>	56	MILLS	<b>39.799</b>	5	56	MILLS	1:59.245	1:59.245	0.000
6	60	YOUNGE	<b>1:19.467</b>	173	DRAPER	<b>39.981</b>	6	912	WHITE	1:59.377	1:59.377	0.000
7	82	SMITH	<b>1:19.554</b>	912	WHITE	<b>40.072</b>	7	173	DRAPER	1:59.652	1:59.652	0.000
8	173	DRAPER	<b>1:19.671</b>	154	NORVAL	<b>40.435</b>	8	82	SMITH	2:00.032	2:00.396	0.364
9	188	KRAWIECKI	<b>1:20.380</b>	82	SMITH	<b>40.478</b>	9	188	KRAWIECKI	2:00.868	2:00.940	0.072
10	154	NORVAL	<b>1:20.792</b>	188	KRAWIECKI	<b>40.488</b>	10	154	NORVAL	2:01.227	2:01.227	0.000
11	29	STONE	<b>1:21.064</b>	40	SHELVEY	<b>41.146</b>	11	29	STONE	2:02.301	2:02.547	0.246
12	141	HARRIS	<b>1:21.506</b>	12	BLOCH	<b>41.217</b>	12	12	BLOCH	2:02.775	2:02.775	0.000
13	12	BLOCH	<b>1:21.558</b>	29	STONE	<b>41.237</b>	13	141	HARRIS	2:02.961	2:02.961	0.000
14	152	FRICKER	<b>1:22.044</b>	241	MORRIS	<b>41.390</b>	14	152	FRICKER	2:03.710	2:03.785	0.075
15	111	FOLKES	<b>1:22.436</b>	141	HARRIS	<b>41.455</b>	15	40	SHELVEY	2:04.092	2:04.940	0.848
16	288	REYNOLDS	<b>1:22.602</b>	152	FRICKER	<b>41.666</b>	16	241	MORRIS	2:04.286	2:04.756	0.470
17	241	MORRIS	<b>1:22.896</b>	16	VAUGHAN	<b>41.679</b>	17	111	FOLKES	2:04.314	2:04.323	0.009
18	40	SHELVEY	<b>1:22.946</b>	288	REYNOLDS	<b>41.721</b>	18	288	REYNOLDS	2:04.323	2:04.498	0.175
19	221	VENN	<b>1:23.254</b>	111	FOLKES	<b>41.878</b>	19	16	VAUGHAN	2:05.021	2:05.021	0.000
20	16	VAUGHAN	<b>1:23.342</b>	221	VENN	<b>42.016</b>	20	221	VENN	2:05.270	2:05.364	0.094
21	94	HOLLIS	<b>1:24.140</b>	94	HOLLIS	<b>42.818</b>	21	94	HOLLIS	2:06.958	2:07.508	0.550
22	41	LEATHERLAND	<b>1:25.036</b>	494	ASHPOLE	<b>42.900</b>	22	41	LEATHERLAND	2:07.979	2:07.979	0.000
23	494	ASHPOLE	<b>1:26.031</b>	41	LEATHERLAND	<b>42.943</b>	23	494	ASHPOLE	2:08.931	2:08.931	0.000
24	86	KELMAN	<b>1:26.211</b>	86	KELMAN	<b>43.123</b>	24	86	KELMAN	2:09.334	2:09.334	0.000
25	263	TUCKER	<b>1:26.370</b>	263	TUCKER	<b>43.467</b>	25	263	TUCKER	2:09.837	2:10.346	0.509
26	624	FEDRICK	<b>1:26.660</b>	624	FEDRICK	<b>43.522</b>	26	624	FEDRICK	2:10.182	2:10.182	0.000
27	83	SKEELS-PIGGINS	<b>1:27.178</b>	83	SKEELS-PIGGINS	<b>43.882</b>	27	83	SKEELS-PIGGINS	2:11.060	2:11.120	0.060
28	8	SAUNDERS	<b>1:27.581</b>	231	MOORE	<b>44.280</b>	28	231	MOORE	2:12.281	2:12.281	0.000
29	231	MOORE	<b>1:28.001</b>	200	BURNHAM	<b>44.588</b>	29	8	SAUNDERS	2:12.550	2:13.100	0.550
30	219	WRIGHT	<b>1:28.282</b>	219	WRIGHT	<b>44.725</b>	30	219	WRIGHT	2:13.007	2:14.031	1.024
31	112	NAGY	<b>1:28.398</b>	8	SAUNDERS	<b>44.969</b>	31	200	BURNHAM	2:13.204	2:13.204	0.000
32	200	BURNHAM	<b>1:28.616</b>	5	NORRINGTON	<b>45.163</b>	32	112	NAGY	2:13.584	2:14.073	0.489
33	54	SMITH	<b>1:28.887</b>	112	NAGY	<b>45.186</b>	33	373	PARAPANOS	2:14.138	2:14.138	0.000
34	373	PARAPANOS	<b>1:28.934</b>	373	PARAPANOS	<b>45.204</b>	34	5	NORRINGTON	2:14.170	2:14.170	0.000
35	5	NORRINGTON	<b>1:29.007</b>	54	SMITH	<b>45.305</b>	35	54	SMITH	2:14.192	2:14.192	0.000
36	61	SYMONDS	<b>1:32.417</b>	61	SYMONDS	<b>46.644</b>	36	61	SYMONDS	2:19.061	2:19.061	0.000
37	75	HOARE	<b>1:32.628</b>	75	HOARE	<b>47.579</b>	37	75	HOARE	2:20.207	2:20.773	0.566
38	526	ARMANI	<b>1:35.303</b>	526	ARMANI	<b>48.393</b>	38	526	ARMANI	2:23.696	2:24.030	0.334
39	96	BELIOSSI	<b>1:36.094</b>	96	BELIOSSI	<b>49.037</b>	39	96	BELIOSSI	2:25.131	2:25.907	0.776

Weather / Track : Bright / Dry

Snetterton 300

Circuit Length = 2.9689 miles

Start: 10:43 Flag 10:56 End: 10:58

Results can be found at [www.tsl-timing.com](http://www.tsl-timing.com)

Printed - 10:59 Saturday, 14 September 2019

# BMCRC - MRO Championships 2019 - Rnd 8 @ Snetterton

## L&W Contractors BMCRC Rookie 1000 & Rookie 600

### RACE 3 - GRID (5 Laps)



CONTRACTORS LTD

ROW 13	1	2:25.907	38	96	Giovanni BELIOSSI	37	526	Michael ARMANI
ROW 12	36	2:20.773	35	61	Adam SYMONDS	34	54	Colin SMITH
ROW 11	33	2:14.138	32	112	Jamie NAGY	31	219	Paul WRIGHT
ROW 10	30	2:13.204	29	231	Craig MOORE	28	263	James TUCKER
ROW 9	27	2:10.182	26	494	Jack ASHPOLE	25	94	Luke HOLLIS
ROW 8	24	2:05.364	23	16	Tom VAUGHAN	22	241	Wayne MORRIS
ROW 7	21	2:04.498	20	52	Elliot FRICKER	19	12	Cedric BLOCH
ROW 6	18		17			16		
ROW 5	15		14			13	421	Daniel TINSLEY
ROW 4	12	2:40.077	11	180	Mark OVEL	10	36	James WIGGINS
ROW 3	9	2:17.351	8	45	John FORTEY	7	138	Mike LONG
ROW 2	6	2:14.818	5	669	Jonny HILL	4	100	James FEARN
ROW 1	3	2:06.022	2	71	Seb JENKINS	1	9	Luke DIXON

**Pole**

Snetterton 300  
Circuit Length = 2.9689 miles

These results are provisional until the conclusion of any judicial and technical matters.

Clerk Of Course :	Steward :	Timekeeper :
-------------------	-----------	--------------

Results can be found at [www.tsl-timing.com](http://www.tsl-timing.com)

Printed - 11:17 Saturday, 14 September 2019



# BMCRC - MRO Championships 2019 - Rnd 8 @ Snetterton

## L&W Contractors BMCRC Rookie 1000 & Rookie 600

### RACE 3 - CLASSIFICATION



CONTRACTORS LTD

POS	NO	CL	PIC NAME	ENTRY	LAPS	TIME	GAP	DIFF	MPH	BEST	ON
1	9	1000	1 Luke DIXON	Bmw -	5	10:11.149			87.44	1:59.694	5
2	71	1000	2 Seb JENKINS	Yamaha - Somebody please sponsor me!	5	10:19.911	8.762	8.762	86.20	2:00.173	4
3	421	1000	3 Daniel TINSLEY	Yamaha -	5	10:21.578	10.429	1.667	85.97	2:00.903	3
4	14	1000	4 Paul GALLINGTON	Honda - More Moto	5	10:21.903	10.754	0.325	85.93	2:02.534	2
5	100	1000	5 James FEARN	Honda -	5	10:40.262	29.113	18.359	83.46	2:05.329	5
6	669	1000	6 Jonny HILL	Honda - Michael J Lonsdale ltd HM Racing	5	10:54.141	42.992	13.879	81.69	2:07.241	5
7	138	1000	7 Mike LONG	Kawasaki - True heroes racing	5	11:04.280	53.131	10.139	80.44	2:08.701	5
8	36	1000	8 James WIGGINS	Kawasaki -	5	11:17.296	1:06.147	13.016	78.90	2:11.515	5
9	83	1000	9 James PRESTON	S1000 -	5	11:17.987	1:06.838	0.691	78.82	2:10.341	4
10	103	1000	10 Craig GOFFORD	Suzuki -	5	11:19.819	1:08.670	1.832	78.60	2:12.226	5
11	52	600	1 Elliot FRICKER	Honda - Ride in bike tyres	5	11:21.429	1:10.280	1.610	78.42	2:02.231	5
12	16	600	2 Tom VAUGHAN	Yamaha -	5	11:24.000	1:12.851	2.571	78.12	2:02.836	2
13	221	600	3 Matt VENN	Kawasaki - Unique People Recruitment	5	11:24.693	1:13.544	0.693	78.05	2:02.187	4
14	288	600	4 Toby REYNOLDS	Honda - SKA Accountants Motorcycling tyres uk how	5	11:25.177	1:14.028	0.484	77.99	2:02.433	4
15	45	1000	11 John FORTEY	Suzuki -	5	11:25.511	1:14.362	0.334	77.95	2:13.830	3
16	241	600	5 Wayne MORRIS	Kawasaki - Boyces speed shop Banbury/rpm perform	5	11:30.615	1:19.466	5.104	77.38	2:04.077	4
17	180	1000	12 Mark OVEL	Yamaha -	5	11:35.599	1:24.450	4.984	76.82	2:16.116	3
18	94	600	6 Luke HOLLIS	Kawasaki - Team Hollis Racing	5	11:39.904	1:28.755	4.305	76.35	2:06.511	3
19	263	600	7 James TUCKER	Triumph -	5	11:54.975	1:43.826	15.071	74.74	2:08.730	5
20	494	600	8 Jack ASHPOLE	Kawasaki -	5	11:56.352	1:45.203	1.377	74.60	2:09.698	2
21	624	600	9 Matthew FEDRICK	Yamaha - Matthew Fedrick farriers ltd	5	11:59.812	1:48.663	3.460	74.24	2:10.126	4
22	231	600	10 Craig MOORE	Yamaha - AM scaffolding ltd	5	12:06.498	1:55.349	6.686	73.55	2:11.586	4
23	112	600	11 Jamie NAGY	Kawasaki - Steelmate	5	12:16.513	2:05.364	10.015	72.55	2:11.409	5
24	373	600	12 Peter PARAPANOS	Honda -	5	12:17.106	2:05.957	0.593	72.50	2:12.901	5
25	54	600	13 Colin SMITH	Yamaha - Csp powder coatings	5	12:17.347	2:06.198	0.241	72.47	2:12.337	5
26	219	600	14 Paul WRIGHT	Triumph - MICHAEL.J.LONSDALE	5	12:17.458	2:06.309	0.111	72.46	2:12.169	5
27	200	600	15 Dan BURNHAM	Triumph - KY JAX RACING / DANIK GROUP	5	12:19.372	2:08.223	1.914	72.27	2:11.167	5
28	61	600	16 Adam SYMONDS	YAMAHA -	5	12:24.099	2:12.950	4.727	71.81	2:14.473	3
29	526	600	17 Michael ARMANI	Honda -	4	10:29.590	1 Lap	1 Lap	67.90	2:18.830	4
30	96	600	18 Giovanni BELIOSSI	Honda - ASR Accident Storage Recovery	4	10:30.723	1 Lap	1.133	67.78	2:19.005	4
31	75	600	19 James HOARE	Triumph -	4	10:38.777	1 Lap	8.054	66.92	2:20.285	4
32	212	1000	13 Tim BENNETT	Yamaha - www.maxpowerracing.uk	4	11:08.830	1 Lap	30.053	63.92	2:41.353	4

#### NOT CLASSIFIED

DNF	12	600	Cedric BLOCH	Kawazaki - Brigit's Group & SDC Performance	4	9:17.410	1 Lap		76.69	2:02.626	4
-----	----	-----	--------------	---	---	----------	-------	--	-------	----------	---

#### FASTEST LAP

9	1000		Luke DIXON	Bmw -	5	1:59.694			89.29 mph	143.70 kph	
221	600		Matt VENN	Kawasaki - Unique People Recruitment	4	2:02.187			87.47 mph	140.77 kph	

Class 1000 - 92.5% of Race Speed = 80.88 mph

Class 600 - 92.5% of Race Speed = 72.53 mph

Snetterton 300

Circuit Length = 2.9689 miles

Start: 12:27 Flag 12:37 End: 12:39

Weather / Track : Bright / Dry

These results are provisional until the conclusion of any judicial and technical matters.

Clerk Of Course :	Steward :	Timekeeper :
-------------------	-----------	--------------

Results can be found at [www.tsl-timing.com](http://www.tsl-timing.com)

Printed - 12:39 Saturday, 14 September 2019





# BMCRC - MRO Championships 2019 - Rnd 8 @ Snetterton

## L&W Contractors BMCRC Rookie 1000 & Rookie 600

### RACE 3 - LAP CHART

#### LAP 1 @ 12:29:17.781

NO	BEHIND	LAP TIME
9		2:10.237
14	0.551	2:10.788
421	3.656	2:13.893
71	5.765	2:16.002
100	5.924	2:16.161
669	7.762	2:17.999
138	12.793	2:23.030
36	14.690	2:24.927
103	15.650	2:25.887
45	16.714	2:26.951
83	16.876	2:27.113
180	17.689	2:27.926
212	48.223	2:58.460
12	58.372	3:08.609
52	59.234	3:09.471
288	59.555	3:09.792
16	59.643	3:09.880
221	59.965	3:10.202
241	1:00.336	3:10.573
94	1:01.751	3:11.988
494	1:03.930	3:14.167
624	1:06.168	3:16.405
263	1:06.385	3:16.622
231	1:07.827	3:18.064
112	1:11.091	3:21.328
373	1:11.373	3:21.610
219	1:11.485	3:21.722
54	1:11.736	3:21.973
61	1:12.352	3:22.589
200	1:16.413	3:26.650
96	1:17.778	3:28.015
526	1:18.709	3:28.946
75	1:22.083	3:32.320

#### LAP 2 @ 12:31:18.829

NO	BEHIND	LAP TIME
9		2:01.048
14	2.037	2:02.534
421	3.995	2:01.387
71	6.944	2:02.227
100	12.022	2:07.146
669	18.112	2:11.398
138	23.269	2:11.524
36	27.483	2:13.841
103	29.132	2:14.530
83	30.569	2:14.741
45	30.642	2:14.976
180	32.849	2:16.208
12	1:00.688	2:03.364
16	1:01.431	2:02.836
52	1:01.500	2:03.314
288	1:03.241	2:04.734
221	1:03.870	2:04.953
241	1:04.203	2:04.915
94	1:07.741	2:07.038
494	1:12.580	2:09.698
263	1:16.218	2:10.881
624	1:17.511	2:12.391
231	1:19.307	2:12.528
112	1:24.573	2:14.530
373	1:25.700	2:15.375
54	1:25.764	2:15.076

Weather / Track : Bright / Dry

Results can be found at [www.tsl-timing.com](http://www.tsl-timing.com)

219	1:26.691	2:16.254
61	1:27.956	2:16.652
200	1:30.304	2:14.939
212	1:32.497	2:45.322
96	1:38.012	2:21.282
526	1:38.379	2:20.718
75	1:44.402	2:23.367

#### LAP 3 @ 12:33:19.083

NO	BEHIND	LAP TIME
9		2:00.254
14	4.579	2:02.796
421	4.644	2:00.903
71	7.194	2:00.504
100	18.039	2:06.271
669	26.797	2:08.939
138	33.511	2:10.496
36	41.368	2:14.139
103	43.467	2:14.589
83	44.058	2:13.743
45	44.218	2:13.830
180	48.711	2:16.116
12	1:03.245	2:02.811
16	1:04.293	2:03.116
52	1:04.929	2:03.683
288	1:06.761	2:03.774
221	1:07.314	2:03.698
241	1:08.169	2:04.220
94	1:13.998	2:06.511
494	1:22.646	2:10.320
263	1:25.631	2:09.667
624	1:27.910	2:10.653
231	1:30.841	2:11.788
112	1:38.454	2:14.135
373	1:38.918	2:13.472
54	1:39.186	2:13.676
219	1:39.334	2:12.897
61	1:42.175	2:14.473
200	1:44.592	2:14.542
526	1:59.221	2:21.096

#### LAP 4 @ 12:35:18.999

NO	BEHIND	LAP TIME
9		1:59.916
96	1 Lap	2:22.421
421	6.852	2:02.124
75	1 Lap	2:22.805
71	7.451	2:00.173
14	7.862	2:03.199
212	1 Lap	2:43.695
100	23.478	2:05.355
669	35.445	2:08.564
138	44.124	2:10.529
36	54.326	2:12.874
83	54.483	2:10.341
103	56.138	2:12.587
45	58.332	2:14.030
180	1:05.374	2:16.579
12	1:05.955	2:02.626
52	1:07.743	2:02.730
16	1:07.841	2:03.464
288	1:09.278	2:02.433
221	1:09.585	2:02.187
241	1:12.330	2:04.077

94	1:21.391	2:07.309
494	1:33.505	2:10.775
263	1:34.790	2:09.075
624	1:38.120	2:10.126
231	1:42.511	2:11.586
373	1:52.750	2:13.748
54	1:53.555	2:14.285
112	1:53.649	2:15.111
219	1:53.834	2:14.416
200	1:56.750	2:12.074
61	1:57.484	2:15.225

#### LAP 5 @ 12:37:18.693

NO	BEHIND	LAP TIME
9		1:59.694
71	8.762	2:01.005
421	10.429	2:03.271
14	10.754	2:02.586
526	1 Lap	2:18.830
96	1 Lap	2:19.005
75	1 Lap	2:20.285
100	29.113	2:05.329
669	42.992	2:07.241
138	53.131	2:08.701
212	1 Lap	2:41.353
36	1:06.147	2:11.515
83	1:06.838	2:12.049
103	1:08.670	2:12.226
52	1:10.280	2:02.231
16	1:12.851	2:04.704
221	1:13.544	2:03.653
288	1:14.028	2:04.444
45	1:14.362	2:15.724
241	1:19.466	2:06.830
180	1:24.450	2:18.770
94	1:28.755	2:07.058
263	1:43.826	2:08.730
494	1:45.203	2:11.392
624	1:48.663	2:10.237
231	1:55.349	2:12.532
112	2:05.364	2:11.409
373	2:05.957	2:12.901
54	2:06.198	2:12.337
219	2:06.309	2:12.169
200	2:08.223	2:11.167
61	2:12.950	2:15.160

Snetterton 300

Circuit Length = 2.9689 miles

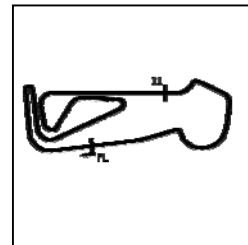
Start: 12:27 Flag 12:37 End: 12:39

Printed - 12:41 Saturday, 14 September 2019

# BMCRC - MRO Championships 2019 - Rnd 8 @ Snetterton

## L&W Contractors BMCRC Rookie 1000 & Rookie 600

### RACE 3 - SECTOR ANALYSIS



SECTOR 1 = FL to I1, SECTOR 2 = I1 to FL, DIFF = Difference To Personal Best Lap, P = Crossed Finish Line in Pit Lane, D = Time Disallowed

P1		9 1000		Luke DIXON		Bmw -	
IDEAL LAP TIME : 1:59.520		BEST LAP TIME : 1:59.694		DIFFERENCE : 0.174			
LAP	SECTOR 1	SECTOR 2	LAP TIME	MPH	DIFF	TIME OF DAY	
1 -		40.951	2:10.237	82.06	10.543	12:29:17.781	
2 -	1:20.240	40.808	2:01.048	88.29	1.354	12:31:18.829	
3 -	1:19.772	40.482	2:00.254 (3)	88.87	0.560	12:33:19.083	
4 -	<b>1:19.241</b>	40.675	1:59.916 (2)	89.12	0.222	12:35:18.999	
5 -	1:19.415	<b>40.279</b>	<b>1:59.694 (1)</b>	<b>89.29</b>		<b>12:37:18.693</b>	

P2		71 1000		Seb JENKINS		Yamaha - Somebody please sponsor me!	
IDEAL LAP TIME : 1:59.445		BEST LAP TIME : 2:00.173		DIFFERENCE : 0.728			
LAP	SECTOR 1	SECTOR 2	LAP TIME	MPH	DIFF	TIME OF DAY	
1 -		41.474	2:16.002	78.58	15.829	12:29:23.546	
2 -	1:21.554	40.673	2:02.227	87.44	2.054	12:31:25.773	
3 -	1:20.448	40.056	2:00.504 (2)	88.69	0.331	12:33:26.277	
4 -	<b>1:19.453</b>	40.720	<b>2:00.173 (1)</b>	<b>88.93</b>		<b>12:35:26.450</b>	
5 -	1:21.013	<b>39.992</b>	2:01.005 (3)	88.32	0.832	12:37:27.455	

P3		421 1000		Daniel TINSLEY		Yamaha -	
IDEAL LAP TIME : 2:00.903		BEST LAP TIME : 2:00.903		DIFFERENCE : 0.000			
LAP	SECTOR 1	SECTOR 2	LAP TIME	MPH	DIFF	TIME OF DAY	
1 -		40.830	2:13.893	79.82	12.990	12:29:21.437	
2 -	1:20.652	40.735	2:01.387 (2)	88.04	0.484	12:31:22.824	
3 -	<b>1:20.530</b>	<b>40.373</b>	<b>2:00.903 (1)</b>	<b>88.40</b>		<b>12:33:23.727</b>	
4 -	1:21.235	40.889	2:02.124 (3)	87.51	1.221	12:35:25.851	
5 -	1:21.667	41.604	2:03.271	86.70	2.368	12:37:29.122	

P4		14 1000		Paul GALLINGTON		Honda - More Moto	
IDEAL LAP TIME : 2:02.217		BEST LAP TIME : 2:02.534		DIFFERENCE : 0.317			
LAP	SECTOR 1	SECTOR 2	LAP TIME	MPH	DIFF	TIME OF DAY	
1 -		41.028	2:10.788	81.72	8.254	12:29:18.332	
2 -	1:21.693	<b>40.841</b>	<b>2:02.534 (1)</b>	<b>87.22</b>		<b>12:31:20.866</b>	
3 -	1:21.906	40.890	2:02.796 (3)	87.03	0.262	12:33:23.662	
4 -	1:21.839	41.360	2:03.199	86.75	0.665	12:35:26.861	
5 -	<b>1:21.376</b>	41.210	2:02.586 (2)	87.18	0.052	12:37:29.447	

P5		100 1000		James FEARN		Honda -	
IDEAL LAP TIME : 2:05.282		BEST LAP TIME : 2:05.329		DIFFERENCE : 0.047			
LAP	SECTOR 1	SECTOR 2	LAP TIME	MPH	DIFF	TIME OF DAY	
1 -		42.393	2:16.161	78.49	10.832	12:29:23.705	
2 -	1:24.695	42.451	2:07.146	84.06	1.817	12:31:30.851	
3 -	1:23.862	42.409	2:06.271 (3)	84.64	0.942	12:33:37.122	
4 -	1:23.514	<b>41.841</b>	2:05.355 (2)	85.26	0.026	12:35:42.477	
5 -	<b>1:23.441</b>	41.888	<b>2:05.329 (1)</b>	<b>85.28</b>		<b>12:37:47.806</b>	

P6		669 1000		Jonny HILL		Honda - Michael J Lonsdale ltd HM Racing	
IDEAL LAP TIME : 2:07.241		BEST LAP TIME : 2:07.241		DIFFERENCE : 0.000			
LAP	SECTOR 1	SECTOR 2	LAP TIME	MPH	DIFF	TIME OF DAY	
1 -		43.434	2:17.999	77.45	10.758	12:29:25.543	
2 -	1:27.062	44.336	2:11.398	81.34	4.157	12:31:36.941	
3 -	1:25.155	43.784	2:08.939 (3)	82.89	1.698	12:33:45.880	
4 -	1:25.553	43.011	2:08.564 (2)	83.13	1.323	12:35:54.444	
5 -	<b>1:24.281</b>	<b>42.960</b>	<b>2:07.241 (1)</b>	<b>83.99</b>		<b>12:38:01.685</b>	

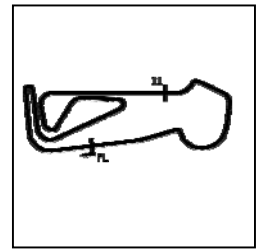
Weather / Track : Bright / Dry

Snetterton 300  
Circuit Length = 2.9689 miles  
Start: 12:27 Flag 12:37 End: 12:39

# BMCRC - MRO Championships 2019 - Rnd 8 @ Snetterton

## L&W Contractors BMCRC Rookie 1000 & Rookie 600

### RACE 3 - SECTOR ANALYSIS



SECTOR 1 = FL to I1, SECTOR 2 = I1 to FL, DIFF = Difference To Personal Best Lap, P = Crossed Finish Line in Pit Lane, D = Time Disallowed

P7 138 1000 Mike LONG		Kawasaki - True heroes racing				
IDEAL LAP TIME : 2:08.701		BEST LAP TIME : 2:08.701		DIFFERENCE : 0.000		
LAP	SECTOR 1	SECTOR 2	LAP TIME	MPH	DIFF	TIME OF DAY
1 -		43.824	2:23.030	74.72	14.329	12:29:30.574
2 -	1:27.663	43.861	2:11.524	81.26	2.823	12:31:42.098
3 -	1:26.871	43.625	2:10.496 (2)	81.90	1.795	12:33:52.594
4 -	1:26.780	43.749	2:10.529 (3)	81.88	1.828	12:36:03.123
5 -	<b>1:25.616</b>	<b>43.085</b>	<b>2:08.701 (1)</b>	<b>83.04</b>		<b>12:38:11.824</b>

P8 36 1000 James WIGGINS		Kawasaki -				
IDEAL LAP TIME : 2:11.394		BEST LAP TIME : 2:11.515		DIFFERENCE : 0.121		
LAP	SECTOR 1	SECTOR 2	LAP TIME	MPH	DIFF	TIME OF DAY
1 -		45.049	2:24.927	73.74	13.412	12:29:32.471
2 -	1:28.581	45.260	2:13.841 (3)	79.85	2.326	12:31:46.312
3 -	1:28.780	45.359	2:14.139	79.67	2.624	12:34:00.451
4 -	1:28.770	<b>44.104</b>	2:12.874 (2)	80.43	1.359	12:36:13.325
5 -	<b>1:27.290</b>	44.225	<b>2:11.515 (1)</b>	<b>81.26</b>		<b>12:38:24.840</b>

P9 83 1000 James PRESTON		S1000 -				
IDEAL LAP TIME : 2:10.341		BEST LAP TIME : 2:10.341		DIFFERENCE : 0.000		
LAP	SECTOR 1	SECTOR 2	LAP TIME	MPH	DIFF	TIME OF DAY
1 -		45.742	2:27.113	72.65	16.772	12:29:34.657
2 -	1:29.605	45.136	2:14.741	79.32	4.400	12:31:49.398
3 -	1:29.324	44.419	2:13.743 (3)	79.91	3.402	12:34:03.141
4 -	<b>1:26.808</b>	<b>43.533</b>	<b>2:10.341 (1)</b>	<b>82.00</b>		<b>12:36:13.482</b>
5 -	1:27.973	44.076	2:12.049 (2)	80.94	1.708	12:38:25.531

P10 103 1000 Craig GOFFORD		Suzuki -				
IDEAL LAP TIME : 2:11.955		BEST LAP TIME : 2:12.226		DIFFERENCE : 0.271		
LAP	SECTOR 1	SECTOR 2	LAP TIME	MPH	DIFF	TIME OF DAY
1 -		46.236	2:25.887	73.26	13.661	12:29:33.431
2 -	1:29.184	45.346	2:14.530 (3)	79.44	2.304	12:31:47.961
3 -	1:29.002	45.587	2:14.589	79.41	2.363	12:34:02.550
4 -	1:28.335	<b>44.252</b>	2:12.587 (2)	80.61	0.361	12:36:15.137
5 -	<b>1:27.703</b>	44.523	<b>2:12.226 (1)</b>	<b>80.83</b>		<b>12:38:27.363</b>

P11 52 600 Elliot FRICKER		Honda - Ride in bike tyres				
IDEAL LAP TIME : 2:01.684		BEST LAP TIME : 2:02.231		DIFFERENCE : 0.547		
LAP	SECTOR 1	SECTOR 2	LAP TIME	MPH	DIFF	TIME OF DAY
1 -		42.001	3:09.471	56.40	1:07.240	12:30:17.015
2 -	1:21.500	41.814	2:03.314 (3)	86.67	1.083	12:32:20.329
3 -	1:22.277	41.406	2:03.683	86.41	1.452	12:34:24.012
4 -	1:21.684	<b>41.046</b>	2:02.730 (2)	87.08	0.499	12:36:26.742
5 -	<b>1:20.638</b>	41.593	<b>2:02.231 (1)</b>	<b>87.44</b>		<b>12:38:28.973</b>

P12 16 600 Tom VAUGHAN		Yamaha -				
IDEAL LAP TIME : 2:01.781		BEST LAP TIME : 2:02.836		DIFFERENCE : 1.055		
LAP	SECTOR 1	SECTOR 2	LAP TIME	MPH	DIFF	TIME OF DAY
1 -		42.226	3:09.880	56.28	1:07.044	12:30:17.424
2 -	1:21.382	41.454	<b>2:02.836 (1)</b>	<b>87.01</b>		<b>12:32:20.260</b>
3 -	1:21.868	<b>41.248</b>	2:03.116 (2)	86.81	0.280	12:34:23.376
4 -	1:21.911	41.553	2:03.464 (3)	86.56	0.628	12:36:26.840
5 -	<b>1:20.533</b>	44.171	2:04.704	85.70	1.868	12:38:31.544

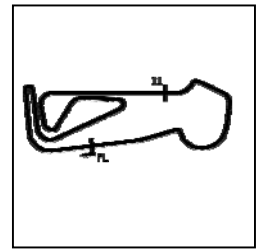
Weather / Track : Bright / Dry

Snetterton 300  
Circuit Length = 2.9689 miles  
Start: 12:27 Flag 12:37 End: 12:39

# BMCRC - MRO Championships 2019 - Rnd 8 @ Snetterton

## L&W Contractors BMCRC Rookie 1000 & Rookie 600

### RACE 3 - SECTOR ANALYSIS



SECTOR 1 = FL to I1, SECTOR 2 = I1 to FL, DIFF = Difference To Personal Best Lap, P = Crossed Finish Line in Pit Lane, D = Time Disallowed

P13 221 600 Matt VENN			Kawasaki - Unique People Recruitment			
IDEAL LAP TIME : 2:02.187		BEST LAP TIME : 2:02.187	DIFFERENCE : 0.000			
LAP	SECTOR 1	SECTOR 2	LAP TIME	MPH	DIFF	TIME OF DAY
1 -		41.941	3:10.202	56.19	1:08.015	12:30:17.746
2 -	1:23.394	41.559	2:04.953	85.53	2.766	12:32:22.699
3 -	1:22.259	41.439	2:03.698 (3)	86.40	1.511	12:34:26.397
4 -	<b>1:21.118</b>	<b>41.069</b>	<b>2:02.187 (1)</b>	<b>87.47</b>		<b>12:36:28.584</b>
5 -	1:21.932	41.721	2:03.653 (2)	86.43	1.466	12:38:32.237

P14 288 600 Toby REYNOLDS			Honda - SKA Accountants Motorcycle tyres uk howesyourheati			
IDEAL LAP TIME : 2:02.392		BEST LAP TIME : 2:02.433	DIFFERENCE : 0.041			
LAP	SECTOR 1	SECTOR 2	LAP TIME	MPH	DIFF	TIME OF DAY
1 -		42.873	3:09.792	56.31	1:07.359	12:30:17.336
2 -	1:23.484	41.250	2:04.734	85.68	2.301	12:32:22.070
3 -	1:22.748	41.026	2:03.774 (2)	86.35	1.341	12:34:25.844
4 -	1:21.449	<b>40.984</b>	<b>2:02.433 (1)</b>	<b>87.29</b>		<b>12:36:28.277</b>
5 -	<b>1:21.408</b>	43.036	2:04.444 (3)	85.88	2.011	12:38:32.721

P15 45 1000 John FORTEY			Suzuki -			
IDEAL LAP TIME : 2:12.636		BEST LAP TIME : 2:13.830	DIFFERENCE : 1.194			
LAP	SECTOR 1	SECTOR 2	LAP TIME	MPH	DIFF	TIME OF DAY
1 -		45.700	2:26.951	72.73	13.121	12:29:34.495
2 -	1:29.578	45.398	2:14.976 (3)	79.18	1.146	12:31:49.471
3 -	1:29.036	<b>44.794</b>	<b>2:13.830 (1)</b>	<b>79.86</b>		<b>12:34:03.301</b>
4 -	1:28.910	45.120	2:14.030 (2)	79.74	0.200	12:36:17.331
5 -	<b>1:27.842</b>	47.882	2:15.724	78.74	1.894	12:38:33.055

P16 241 600 Wayne MORRIS			Kawasaki - Boyces speed shop Banbury/rpm performance			
IDEAL LAP TIME : 2:03.865		BEST LAP TIME : 2:04.077	DIFFERENCE : 0.212			
LAP	SECTOR 1	SECTOR 2	LAP TIME	MPH	DIFF	TIME OF DAY
1 -		41.915	3:10.573	56.08	1:06.496	12:30:18.117
2 -	1:23.543	41.372	2:04.915 (3)	85.56	0.838	12:32:23.032
3 -	1:22.901	<b>41.319</b>	2:04.220 (2)	86.04	0.143	12:34:27.252
4 -	<b>1:22.546</b>	41.531	<b>2:04.077 (1)</b>	<b>86.14</b>		<b>12:36:31.329</b>
5 -	1:24.576	42.254	2:06.830	84.27	2.753	12:38:38.159

P17 180 1000 Mark OVEL			Yamaha -			
IDEAL LAP TIME : 2:15.956		BEST LAP TIME : 2:16.116	DIFFERENCE : 0.160			
LAP	SECTOR 1	SECTOR 2	LAP TIME	MPH	DIFF	TIME OF DAY
1 -		45.779	2:27.926	72.25	11.810	12:29:35.470
2 -	1:30.873	<b>45.335</b>	2:16.208 (2)	78.46	0.092	12:31:51.678
3 -	<b>1:30.621</b>	45.495	<b>2:16.116 (1)</b>	<b>78.52</b>		<b>12:34:07.794</b>
4 -	1:30.687	45.892	2:16.579 (3)	78.25	0.463	12:36:24.373
5 -	1:32.769	46.001	2:18.770	77.02	2.654	12:38:43.143

P18 94 600 Luke HOLLIS			Kawasaki - Team Hollis Racing			
IDEAL LAP TIME : 2:06.108		BEST LAP TIME : 2:06.511	DIFFERENCE : 0.403			
LAP	SECTOR 1	SECTOR 2	LAP TIME	MPH	DIFF	TIME OF DAY
1 -		42.592	3:11.988	55.67	1:05.477	12:30:19.532
2 -	1:24.302	42.736	2:07.038 (2)	84.13	0.527	12:32:26.570
3 -	1:23.778	42.733	<b>2:06.511 (1)</b>	<b>84.48</b>		<b>12:34:33.081</b>
4 -	1:24.777	<b>42.532</b>	2:07.309	83.95	0.798	12:36:40.390
5 -	<b>1:23.576</b>	43.482	2:07.058 (3)	84.11	0.547	12:38:47.448

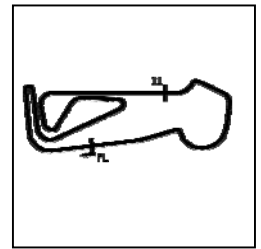
Weather / Track : Bright / Dry

Snetterton 300  
Circuit Length = 2.9689 miles  
Start: 12:27 Flag 12:37 End: 12:39

# BMCRC - MRO Championships 2019 - Rnd 8 @ Snetterton

## L&W Contractors BMCRC Rookie 1000 & Rookie 600

### RACE 3 - SECTOR ANALYSIS



SECTOR 1 = FL to I1, SECTOR 2 = I1 to FL, DIFF = Difference To Personal Best Lap, P = Crossed Finish Line in Pit Lane, D = Time Disallowed

P19 263 600 James TUCKER			Triumph -			
IDEAL LAP TIME : 2:08.447		BEST LAP TIME : 2:08.730		DIFFERENCE : 0.283		
LAP	SECTOR 1	SECTOR 2	LAP TIME	MPH	DIFF	TIME OF DAY
1 -		43.418	3:16.622	54.35	1:07.892	12:30:24.166
2 -	1:26.729	44.152	2:10.881	81.66	2.151	12:32:35.047
3 -	1:26.308	43.359	2:09.667 (3)	82.42	0.937	12:34:44.714
4 -	1:25.740	<b>43.335</b>	2:09.075 (2)	82.80	0.345	12:36:53.789
5 -	<b>1:25.112</b>	43.618	<b>2:08.730 (1)</b>	<b>83.02</b>		<b>12:39:02.519</b>

P20 494 600 Jack ASHPOLE			Kawasaki -			
IDEAL LAP TIME : 2:09.067		BEST LAP TIME : 2:09.698		DIFFERENCE : 0.631		
LAP	SECTOR 1	SECTOR 2	LAP TIME	MPH	DIFF	TIME OF DAY
1 -		<b>43.348</b>	3:14.167	55.04	1:04.469	12:30:21.711
2 -	<b>1:25.719</b>	43.979	<b>2:09.698 (1)</b>	<b>82.40</b>		<b>12:32:31.409</b>
3 -	1:25.969	44.351	2:10.320 (2)	82.01	0.622	12:34:41.729
4 -	1:26.537	44.238	2:10.775 (3)	81.72	1.077	12:36:52.504
5 -	1:26.715	44.677	2:11.392	81.34	1.694	12:39:03.896

P21 624 600 Matthew FEDRICK			Yamaha - Matthew Fedrick farriers ltd			
IDEAL LAP TIME : 2:09.634		BEST LAP TIME : 2:10.126		DIFFERENCE : 0.492		
LAP	SECTOR 1	SECTOR 2	LAP TIME	MPH	DIFF	TIME OF DAY
1 -		43.814	3:16.405	54.41	1:06.279	12:30:23.949
2 -	1:28.345	44.046	2:12.391	80.73	2.265	12:32:36.340
3 -	1:27.123	<b>43.530</b>	2:10.653 (3)	81.80	0.527	12:34:46.993
4 -	<b>1:26.104</b>	44.022	<b>2:10.126 (1)</b>	<b>82.13</b>		<b>12:36:57.119</b>
5 -	1:26.155	44.082	2:10.237 (2)	82.06	0.111	12:39:07.356

P22 231 600 Craig MOORE			Yamaha - AM scaffolding ltd			
IDEAL LAP TIME : 2:11.306		BEST LAP TIME : 2:11.586		DIFFERENCE : 0.280		
LAP	SECTOR 1	SECTOR 2	LAP TIME	MPH	DIFF	TIME OF DAY
1 -		44.624	3:18.064	53.96	1:06.478	12:30:25.608
2 -	1:28.082	44.446	2:12.528 (3)	80.64	0.942	12:32:38.136
3 -	1:27.387	<b>44.401</b>	2:11.788 (2)	81.10	0.202	12:34:49.924
4 -	<b>1:26.905</b>	44.681	<b>2:11.586 (1)</b>	<b>81.22</b>		<b>12:37:01.510</b>
5 -	1:27.657	44.875	2:12.532	80.64	0.946	12:39:14.042

P23 112 600 Jamie NAGY			Kawasaki - Steelmate			
IDEAL LAP TIME : 2:11.409		BEST LAP TIME : 2:11.409		DIFFERENCE : 0.000		
LAP	SECTOR 1	SECTOR 2	LAP TIME	MPH	DIFF	TIME OF DAY
1 -		46.415	3:21.328	53.08	1:09.919	12:30:28.872
2 -	1:29.786	44.744	2:14.530 (3)	79.44	3.121	12:32:43.402
3 -	1:28.784	45.351	2:14.135 (2)	79.68	2.726	12:34:57.537
4 -	1:29.722	45.389	2:15.111	79.10	3.702	12:37:12.648
5 -	<b>1:27.321</b>	<b>44.088</b>	<b>2:11.409 (1)</b>	<b>81.33</b>		<b>12:39:24.057</b>

P24 373 600 Peter PARAPANOS			Honda -			
IDEAL LAP TIME : 2:12.775		BEST LAP TIME : 2:12.901		DIFFERENCE : 0.126		
LAP	SECTOR 1	SECTOR 2	LAP TIME	MPH	DIFF	TIME OF DAY
1 -		46.635	3:21.610	53.01	1:08.709	12:30:29.154
2 -	1:29.747	45.628	2:15.375	78.95	2.474	12:32:44.529
3 -	1:28.748	44.724	2:13.472 (2)	80.07	0.571	12:34:58.001
4 -	1:29.099	<b>44.649</b>	2:13.748 (3)	79.91	0.847	12:37:11.749
5 -	<b>1:28.126</b>	44.775	<b>2:12.901 (1)</b>	<b>80.42</b>		<b>12:39:24.650</b>

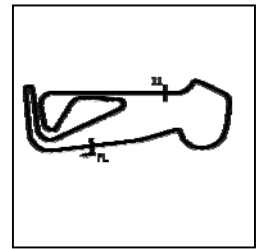
Weather / Track : Bright / Dry

Snetterton 300  
Circuit Length = 2.9689 miles  
Start: 12:27 Flag 12:37 End: 12:39

# BMCRC - MRO Championships 2019 - Rnd 8 @ Snetterton

## L&W Contractors BMCRC Rookie 1000 & Rookie 600

### RACE 3 - SECTOR ANALYSIS



SECTOR 1 = FL to I1, SECTOR 2 = I1 to FL, DIFF = Difference To Personal Best Lap, P = Crossed Finish Line in Pit Lane, D = Time Disallowed

P25 54 600		Colin SMITH		Yamaha - Csp powder coatings		
IDEAL LAP TIME : 2:12.337		BEST LAP TIME : 2:12.337		DIFFERENCE : 0.000		
LAP	SECTOR 1	SECTOR 2	LAP TIME	MPH	DIFF	TIME OF DAY
1 -		45.378	3:21.973	52.91	1:09.636	12:30:29.517
2 -	1:29.705	45.371	2:15.076	79.12	2.739	12:32:44.593
3 -	1:28.916	44.760	2:13.676 (2)	79.95	1.339	12:34:58.269
4 -	1:29.222	45.063	2:14.285 (3)	79.59	1.948	12:37:12.554
5 -	<b>1:27.741</b>	<b>44.596</b>	<b>2:12.337 (1)</b>	<b>80.76</b>		<b>12:39:24.891</b>

P26 219 600		Paul WRIGHT		Triumph - MICHAEL.J.LONSDALE		
IDEAL LAP TIME : 2:12.091		BEST LAP TIME : 2:12.169		DIFFERENCE : 0.078		
LAP	SECTOR 1	SECTOR 2	LAP TIME	MPH	DIFF	TIME OF DAY
1 -		45.775	3:21.722	52.98	1:09.553	12:30:29.266
2 -	1:30.518	45.736	2:16.254	78.44	4.085	12:32:45.520
3 -	1:28.293	<b>44.604</b>	2:12.897 (2)	80.42	0.728	12:34:58.417
4 -	1:29.277	45.139	2:14.416 (3)	79.51	2.247	12:37:12.833
5 -	<b>1:27.487</b>	44.682	<b>2:12.169 (1)</b>	<b>80.86</b>		<b>12:39:25.002</b>

P27 200 600		Dan BURNHAM		Triumph - KY JAX RACING / DANIK GROUP		
IDEAL LAP TIME : 2:11.064		BEST LAP TIME : 2:11.167		DIFFERENCE : 0.103		
LAP	SECTOR 1	SECTOR 2	LAP TIME	MPH	DIFF	TIME OF DAY
1 -		45.653	3:26.650	51.72	1:15.483	12:30:34.194
2 -	1:28.843	46.096	2:14.939	79.20	3.772	12:32:49.133
3 -	1:29.134	45.408	2:14.542 (3)	79.44	3.375	12:35:03.675
4 -	1:27.162	<b>44.912</b>	2:12.074 (2)	80.92	0.907	12:37:15.749
5 -	<b>1:26.152</b>	45.015	<b>2:11.167 (1)</b>	<b>81.48</b>		<b>12:39:26.916</b>

P28 61 600		Adam SYMONDS		YAMAHA -		
IDEAL LAP TIME : 2:14.473		BEST LAP TIME : 2:14.473		DIFFERENCE : 0.000		
LAP	SECTOR 1	SECTOR 2	LAP TIME	MPH	DIFF	TIME OF DAY
1 -		46.211	3:22.589	52.75	1:08.116	12:30:30.133
2 -	1:30.478	46.174	2:16.652	78.21	2.179	12:32:46.785
3 -	<b>1:28.924</b>	<b>45.549</b>	<b>2:14.473 (1)</b>	<b>79.48</b>		<b>12:35:01.258</b>
4 -	1:29.088	46.137	2:15.225 (3)	79.03	0.752	12:37:16.483
5 -	1:29.152	46.008	2:15.160 (2)	79.07	0.687	12:39:31.643

P29 526 600		Michael ARMANI		Honda -		
IDEAL LAP TIME : 2:18.830		BEST LAP TIME : 2:18.830		DIFFERENCE : 0.000		
LAP	SECTOR 1	SECTOR 2	LAP TIME	MPH	DIFF	TIME OF DAY
1 -		47.607	3:28.946	51.15	1:10.116	12:30:36.490
2 -	1:33.190	47.528	2:20.718 (2)	75.95	1.888	12:32:57.208
3 -	1:34.332	46.764	2:21.096 (3)	75.75	2.266	12:35:18.304
4 -	<b>1:32.267</b>	<b>46.563</b>	<b>2:18.830 (1)</b>	<b>76.98</b>		<b>12:37:37.134</b>

P30 96 600		Giovanni BELIOSSI		Honda - ASR Accident Storage Recovery		
IDEAL LAP TIME : 2:18.994		BEST LAP TIME : 2:19.005		DIFFERENCE : 0.011		
LAP	SECTOR 1	SECTOR 2	LAP TIME	MPH	DIFF	TIME OF DAY
1 -		<b>47.227</b>	3:28.015	51.38	1:09.010	12:30:35.559
2 -	1:33.682	47.600	2:21.282 (2)	75.65	2.277	12:32:56.841
3 -	1:34.492	47.929	2:22.421 (3)	75.04	3.416	12:35:19.262
4 -	<b>1:31.767</b>	47.238	<b>2:19.005 (1)</b>	<b>76.88</b>		<b>12:37:38.267</b>

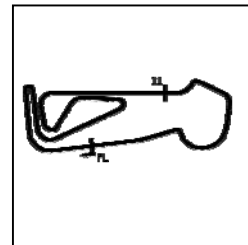
Weather / Track : Bright / Dry

Snetterton 300  
Circuit Length = 2.9689 miles  
Start: 12:27 Flag 12:37 End: 12:39

# BMCRC - MRO Championships 2019 - Rnd 8 @ Snetterton

## L&W Contractors BMCRC Rookie 1000 & Rookie 600

### RACE 3 - SECTOR ANALYSIS



SECTOR 1 = FL to I1, SECTOR 2 = I1 to FL, DIFF = Difference To Personal Best Lap, P = Crossed Finish Line in Pit Lane, D = Time Disallowed

<b>P31 75 600 James HOARE</b>		Triumph -				
IDEAL LAP TIME : 2:20.285		BEST LAP TIME : 2:20.285		DIFFERENCE : 0.000		
LAP	SECTOR 1	SECTOR 2	LAP TIME	MPH	DIFF	TIME OF DAY
1 -		48.006	3:32.320	50.33	1:12.035	12:30:39.864
2 -	1:34.829	48.538	2:23.367 (3)	74.55	3.082	12:33:03.231
3 -	1:34.483	48.322	2:22.805 (2)	74.84	2.520	12:35:26.036
4 -	<b>1:32.465</b>	<b>47.820</b>	<b>2:20.285 (1)</b>	<b>76.18</b>		<b>12:37:46.321</b>

<b>P32 212 1000 Tim BENNETT</b>		Yamaha - www.maxpowerracing.uk				
IDEAL LAP TIME : 2:41.353		BEST LAP TIME : 2:41.353		DIFFERENCE : 0.000		
LAP	SECTOR 1	SECTOR 2	LAP TIME	MPH	DIFF	TIME OF DAY
1 -		57.939	2:58.460	59.89	17.107	12:30:06.004
2 -	1:49.366	55.956	2:45.322 (3)	64.65	3.969	12:32:51.326
3 -	1:48.230	55.465	2:43.695 (2)	65.29	2.342	12:35:35.021
4 -	<b>1:46.556</b>	<b>54.797</b>	<b>2:41.353 (1)</b>	<b>66.24</b>		<b>12:38:16.374</b>

<b>P33 12 600 Cedric BLOCH</b>		Kawazaki - Brigit's Group & SDC Performance				
IDEAL LAP TIME : 2:02.549		BEST LAP TIME : 2:02.626		DIFFERENCE : 0.077		
LAP	SECTOR 1	SECTOR 2	LAP TIME	MPH	DIFF	TIME OF DAY
1 -		41.510	3:08.609	56.66	1:05.983	12:30:16.153
2 -	1:21.746	41.618	2:03.364 (3)	86.63	0.738	12:32:19.517
3 -	<b>1:21.422</b>	41.389	2:02.811 (2)	87.02	0.185	12:34:22.328
4 -	1:21.499	<b>41.127</b>	<b>2:02.626 (1)</b>	<b>87.15</b>		<b>12:36:24.954</b>

# BMCRC - MRO Championships 2019 - Rnd 8 @ Snetterton

## L&W Contractors BMCRC Rookie 1000 & Rookie 600

### RACE 3 - BEST SECTORS

SECTOR 1			SECTOR 2			IDEAL / BEST COMPARISON						
POS	NO	NAME	TIME	NO	NAME	TIME	POS	NO	NAME	IDEAL	BEST	DIFF
									<b>PERFECT LAP</b>	<b>1:59.233</b>		
1	9	DIXON	1:19.241	71	JENKINS	39.992	1	71	JENKINS	1:59.445	2:00.173	0.728
2	71	JENKINS	1:19.453	9	DIXON	40.279	2	9	DIXON	1:59.520	1:59.694	0.174
3	421	TINSLEY	1:20.530	421	TINSLEY	40.373	3	421	TINSLEY	2:00.903	2:00.903	0.000
4	16	VAUGHAN	1:20.533	14	GALLINGTON	40.841	4	52	FRICKER	2:01.684	2:02.231	0.547
5	52	FRICKER	1:20.638	288	REYNOLDS	40.984	5	16	VAUGHAN	2:01.781	2:02.836	1.055
6	221	VENN	1:21.118	52	FRICKER	41.046	6	221	VENN	2:02.187	2:02.187	0.000
7	14	GALLINGTON	1:21.376	221	VENN	41.069	7	14	GALLINGTON	2:02.217	2:02.534	0.317
8	288	REYNOLDS	1:21.408	12	BLOCH	41.127	8	288	REYNOLDS	2:02.392	2:02.433	0.041
9	12	BLOCH	1:21.422	16	VAUGHAN	41.248	9	12	BLOCH	2:02.549	2:02.626	0.077
10	241	MORRIS	1:22.546	241	MORRIS	41.319	10	241	MORRIS	2:03.865	2:04.077	0.212
11	100	FEARN	1:23.441	100	FEARN	41.841	11	100	FEARN	2:05.282	2:05.329	0.047
12	94	HOLLIS	1:23.576	94	HOLLIS	42.532	12	94	HOLLIS	2:06.108	2:06.511	0.403
13	669	HILL	1:24.281	669	HILL	42.960	13	669	HILL	2:07.241	2:07.241	0.000
14	263	TUCKER	1:25.112	138	LONG	43.085	14	263	TUCKER	2:08.447	2:08.730	0.283
15	138	LONG	1:25.616	263	TUCKER	43.335	15	138	LONG	2:08.701	2:08.701	0.000
16	494	ASHPOLE	1:25.719	494	ASHPOLE	43.348	16	494	ASHPOLE	2:09.067	2:09.698	0.631
17	624	FEDRICK	1:26.104	624	FEDRICK	43.530	17	624	FEDRICK	2:09.634	2:10.126	0.492
18	200	BURNHAM	1:26.152	83	PRESTON	43.533	18	83	PRESTON	2:10.341	2:10.341	0.000
19	83	PRESTON	1:26.808	112	NAGY	44.088	19	200	BURNHAM	2:11.064	2:11.167	0.103
20	231	MOORE	1:26.905	36	WIGGINS	44.104	20	231	MOORE	2:11.306	2:11.586	0.280
21	36	WIGGINS	1:27.290	103	GOFFORD	44.252	21	36	WIGGINS	2:11.394	2:11.515	0.121
22	112	NAGY	1:27.321	231	MOORE	44.401	22	112	NAGY	2:11.409	2:11.409	0.000
23	219	WRIGHT	1:27.487	54	SMITH	44.596	23	103	GOFFORD	2:11.955	2:12.226	0.271
24	103	GOFFORD	1:27.703	219	WRIGHT	44.604	24	219	WRIGHT	2:12.091	2:12.169	0.078
25	54	SMITH	1:27.741	373	PARAPANOS	44.649	25	54	SMITH	2:12.337	2:12.337	0.000
26	45	FORTEY	1:27.842	45	FORTEY	44.794	26	45	FORTEY	2:12.636	2:13.830	1.194
27	373	PARAPANOS	1:28.126	200	BURNHAM	44.912	27	373	PARAPANOS	2:12.775	2:12.901	0.126
28	61	SYMONDS	1:28.924	180	OVEL	45.335	28	61	SYMONDS	2:14.473	2:14.473	0.000
29	180	OVEL	1:30.621	61	SYMONDS	45.549	29	180	OVEL	2:15.956	2:16.116	0.160
30	96	BELIOSSI	1:31.767	526	ARMANI	46.563	30	526	ARMANI	2:18.830	2:18.830	0.000
31	526	ARMANI	1:32.267	96	BELIOSSI	47.227	31	96	BELIOSSI	2:18.994	2:19.005	0.011
32	75	HOARE	1:32.465	75	HOARE	47.820	32	75	HOARE	2:20.285	2:20.285	0.000
33	212	BENNETT	1:46.556	212	BENNETT	54.797	33	212	BENNETT	2:41.353	2:41.353	0.000

Weather / Track : Bright / Dry

Snetterton 300

Circuit Length = 2.9689 miles

Start: 12:27 Flag 12:37 End: 12:39

Results can be found at [www.tsl-timing.com](http://www.tsl-timing.com)

Printed - 12:40 Saturday, 14 September 2019



# BMCRC - MRO Championships 2019 - Rnd 8 @ Snetterton

## L&W Contractors BMCRC Rookie 1000 & Rookie 600

### RACE 11 - GRID (5 Laps)



CONTRACTORS LTD

ROW 13	1	2:20.285	38	75 James HOARE	37	96 Giovanni BELIOSSI	2:19.005		
ROW 12	36	2:18.830	526 Michael ARMANI	35	2:14.473	61 Adam SYMONDS	34	2:12.901	373 Peter PARAPANOS
ROW 11	33	2:12.337	54 Colin SMITH	32	2:12.169	219 Paul WRIGHT	31	2:11.586	231 Craig MOORE
ROW 10	30	2:11.409	112 Jamie NAGY	29	2:11.167	200 Dan BURNHAM	28	2:10.126	624 Matthew FEDRICK
ROW 9	27	2:09.698	494 Jack ASHPOLE	26	2:08.730	263 James TUCKER	25	2:06.511	94 Luke HOLLIS
ROW 8	24	2:04.077	241 Wayne MORRIS	23	2:02.836	16 Tom VAUGHAN	22	2:02.626	12 Cedric BLOCH
ROW 7	21	2:02.433	288 Toby REYNOLDS	20	2:02.231	52 Elliot FRICKER	19	2:02.187	221 Matt VENN
ROW 6	18			17			16		
ROW 5	15			14			13	2:41.353	212 Tim BENNETT
ROW 4	12	2:16.116	180 Mark OVEL	11	2:13.830	45 John FORTEY	10	2:12.226	103 Craig GOFFORD
ROW 3	9	2:11.515	36 James WIGGINS	8	2:10.341	83 James PRESTON	7	2:08.701	138 Mike LONG
ROW 2	6	2:07.241	669 Jonny HILL	5	2:05.329	100 James FEARN	4	2:02.534	14 Paul GALLINGTON
ROW 1	3	2:00.903	421 Daniel TINSLEY	2	2:00.173	71 Seb JENKINS	1	1:59.694	9 Luke DIXON
<b>Pole</b>									

Snetterton 300  
Circuit Length = 2.9689 miles

These results are provisional until the conclusion of any judicial and technical matters.

Clerk Of Course :	Steward :	Timekeeper :
-------------------	-----------	--------------

Results can be found at [www.tsl-timing.com](http://www.tsl-timing.com)

Printed - 12:42 Saturday, 14 September 2019



# BMCRC - MRO Championships 2019 - Rnd 8 @ Snetterton

## L&W Contractors BMCRC Rookie 1000 & Rookie 600

### RACE 11 - CLASSIFICATION



CONTRACTORS LTD

POS	NO	CL	PIC NAME	ENTRY	LAPS	TIME	GAP	DIFF	MPH	BEST	ON
1	9	1000	1 Luke DIXON	Bmw -	5	10:09.018			87.74	1:59.340	3
2	71	1000	2 Seb JENKINS	Yamaha - Somebody please sponsor me!	5	10:15.937	6.919	6.919	86.76	2:01.057	5
3	14	1000	3 Paul GALLINGTON	Honda - More Moto	5	10:18.406	9.388	2.469	86.41	2:01.239	3
4	421	1000	4 Daniel TINSLEY	Yamaha -	5	10:26.533	17.515	8.127	85.29	2:02.003	3
5	100	1000	5 James FEARN	Honda -	5	10:42.021	33.003	15.488	83.23	2:05.414	4
6	669	1000	6 Jonny HILL	Honda - Michael J Lonsdale ltd HM Racing	5	11:08.367	59.349	26.346	79.95	2:09.050	3
7	288	600	1 Toby REYNOLDS	Honda - SKA Accountants Motorycycle tyres uk hov	5	11:09.457	1:00.439	1.090	79.82	2:01.750	3
8	36	1000	7 James WIGGINS	Kawasaki -	5	11:09.636	1:00.618	0.179	79.80	2:11.467	3
9	52	600	2 Elliot FRICKER	Honda - Ride in bike tyres	5	11:14.685	1:05.667	5.049	79.20	2:02.736	2
10	103	1000	8 Craig GOFFORD	Suzuki -	5	11:15.255	1:06.237	0.570	79.14	2:12.369	4
11	83	1000	9 James PRESTON	S1000 -	5	11:15.593	1:06.575	0.338	79.10	2:12.394	4
12	45	1000	10 John FORTEY	Suzuki -	5	11:19.005	1:09.987	3.412	78.70	2:12.532	5
13	16	600	3 Tom VAUGHAN	Yamaha -	5	11:20.429	1:11.411	1.424	78.53	2:03.558	5
14	221	600	4 Matt VENN	Kawasaki - Unique People Recruitment	5	11:20.530	1:11.512	0.101	78.52	2:03.646	4
15	241	600	5 Wayne MORRIS	Kawasaki - Boyces speed shop Banbury/rpm perfor	5	11:23.712	1:14.694	3.182	78.16	2:04.498	2
16	180	1000	11 Mark OVEL	Yamaha -	5	11:29.942	1:20.924	6.230	77.45	2:15.145	4
17	12	600	6 Cedric BLOCH	Kawasaki - Brigit's Group & SDC Performance	5	11:31.755	1:22.737	1.813	77.25	2:02.831	3
18	94	600	7 Luke HOLLIS	Kawasaki - Team Hollis Racing	5	11:34.777	1:25.759	3.022	76.91	2:06.240	5
19	494	600	8 Jack ASHPOLE	Kawasaki -	5	11:35.195	1:26.177	0.418	76.87	2:06.414	3
20	624	600	9 Matthew FEDRICK	Yamaha - Matthew Fedrick farriers ltd	5	11:59.921	1:50.903	24.726	74.23	2:10.844	5
21	231	600	10 Craig MOORE	Yamaha - AM scaffolding ltd	5	12:00.313	1:51.295	0.392	74.19	2:11.099	4
22	200	600	11 Dan BURNHAM	Triumph - KY JAX RACING / DANIK GROUP	5	12:03.915	1:54.897	3.602	73.82	2:11.728	2
23	54	600	12 Colin SMITH	Yamaha - Csp powder coatings	5	12:07.064	1:58.046	3.149	73.50	2:12.705	5
24	112	600	13 Jamie NAGY	Kawasaki - Steelmate	5	12:07.695	1:58.677	0.631	73.43	2:12.758	5
25	61	600	14 Adam SYMONDS	YAMAHA -	5	12:14.879	2:05.861	7.184	72.71	2:12.766	5
26	219	600	15 Paul WRIGHT	Triumph - MICHAEL.J.LONSDALE	5	12:15.352	2:06.334	0.473	72.67	2:13.520	3
27	373	600	16 Peter PARAPANOS	Honda -	5	12:20.026	2:11.008	4.674	72.21	2:14.434	5
28	526	600	17 Michael ARMANI	Honda -	4	10:25.278	1 Lap	1 Lap	68.37	2:21.074	4
29	96	600	18 Giovanni BELIOSSI	Honda - ASR Accident Storage Recovery	4	10:37.835	1 Lap	12.557	67.02	2:21.694	4
30	75	600	19 James HOARE	Triumph -	4	10:41.723	1 Lap	3.888	66.62	2:23.759	4
31	212	1000	12 Tim BENNETT	Yamaha - www.maxpowerracing.uk	4	11:10.422	1 Lap	28.699	63.76	2:44.427	3

#### FASTEST LAP

9	1000	Luke DIXON	Bmw -	3	1:59.340	89.55 mph	144.13 kph
288	600	Toby REYNOLDS	Honda - SKA Accountants Motorycycle tyres uk hov	3	2:01.750	87.78 mph	141.27 kph

Class 1000 - 92.5% of Race Speed = 81.15 mph

Class 600 - 92.5% of Race Speed = 73.83 mph

Snetterton 300

Circuit Length = 2.9689 miles

Start: 15:29 Flag 15:39 End: 15:42

Weather / Track : Bright / Dry

These results are provisional until the conclusion of any judicial and technical matters.

Clerk Of Course :	Steward :	Timekeeper :

Results can be found at [www.tsl-timing.com](http://www.tsl-timing.com)

Printed - 15:42 Saturday, 14 September 2019



# BMCRC - MRO Championships 2019 - Rnd 8 @ Snetterton

## L&W Contractors BMCRC Rookie 1000 & Rookie 600

### RACE 11 - LAP CHART

LAP 1 @ 15:31:56.066		
NO	BEHIND	LAP TIME

526	1:32.696	2:21.110
96	1:41.614	2:25.857
75	1:44.367	2:24.815

219	1:51.941	2:13.766
61	1:53.639	2:14.213
373	1:57.118	2:19.255

9		2:09.398
71	0.505	2:09.903
14	1.538	2:10.936
421	3.331	2:12.729
100	6.790	2:16.188
83	12.512	2:21.910
36	12.672	2:22.070
103	14.176	2:23.574
45	15.247	2:24.645
669	17.617	2:27.015
180	18.100	2:27.498
212	46.907	2:56.305
288	49.743	2:59.141
52	50.786	3:00.184
16	53.307	3:02.705
221	53.776	3:03.174
12	54.489	3:03.887
241	54.589	3:03.987
94	56.729	3:06.127
494	58.056	3:07.454
231	1:01.849	3:11.247
624	1:03.491	3:12.889
200	1:04.408	3:13.806
54	1:04.472	3:13.870
112	1:04.787	3:14.185
373	1:06.749	3:16.147
219	1:07.122	3:16.520
61	1:07.811	3:17.209
526	1:11.086	3:20.484
96	1:15.257	3:24.655
75	1:19.052	3:28.450

LAP 2 @ 15:33:55.566		
NO	BEHIND	LAP TIME

9		1:59.500
71	2.596	2:01.591
14	3.284	2:01.246
421	6.185	2:02.354
100	14.380	2:07.090
36	25.393	2:12.221
83	27.393	2:14.381
669	28.015	2:09.898
103	28.157	2:13.481
45	30.381	2:14.634
180	33.837	2:15.237
288	52.272	2:02.029
52	54.022	2:02.736
16	59.100	2:05.293
221	59.335	2:05.059
241	59.587	2:04.498
12	1:02.081	2:07.092
94	1:04.489	2:07.260
494	1:06.288	2:07.732
231	1:16.241	2:13.892
624	1:16.532	2:12.541
200	1:16.636	2:11.728
54	1:18.606	2:13.634
112	1:20.047	2:14.760
373	1:22.206	2:14.957
219	1:24.231	2:16.609
61	1:25.081	2:16.770
212	1:32.301	2:44.894

LAP 3 @ 15:35:54.906		
NO	BEHIND	LAP TIME

9		1:59.340
71	4.343	2:01.087
14	5.183	2:01.239
421	8.848	2:02.003
100	21.780	2:06.740
36	37.520	2:11.467
669	37.725	2:09.050
83	41.597	2:13.544
103	42.133	2:13.316
45	44.574	2:13.533
180	50.369	2:15.872
288	54.682	2:01.750
52	57.874	2:03.192
16	1:04.546	2:04.786
221	1:04.766	2:04.771
241	1:05.196	2:04.949
12	1:05.572	2:02.831
494	1:13.362	2:06.414
94	1:13.456	2:08.307
624	1:28.786	2:11.594
231	1:29.370	2:12.469
200	1:30.233	2:12.937
54	1:32.860	2:13.594
112	1:33.906	2:13.199
373	1:38.099	2:15.233
219	1:38.411	2:13.520
61	1:39.662	2:13.921
526	1:55.966	2:22.610

LAP 5 @ 15:39:55.686		
NO	BEHIND	LAP TIME

9		2:00.544
71	6.919	2:01.057
14	9.388	2:02.753
526	1 Lap	2:21.074
421	17.515	2:05.659
96	1 Lap	2:21.694
75	1 Lap	2:23.759
100	33.003	2:06.589
669	59.349	2:11.858
288	1:00.439	2:04.079
36	1:00.618	2:11.983
212	1 Lap	2:44.796
52	1:05.667	2:04.785
103	1:06.237	2:12.515
83	1:06.575	2:13.364
45	1:09.987	2:12.532
16	1:11.411	2:03.558
221	1:11.512	2:03.880
241	1:14.694	2:05.653
180	1:20.924	2:16.190
12	1:22.737	2:09.907
94	1:25.759	2:06.240
494	1:26.177	2:07.075
624	1:50.903	2:10.844
231	1:51.295	2:11.606
200	1:54.897	2:12.747
54	1:58.046	2:12.705
112	1:58.677	2:12.758
61	2:05.861	2:12.766
219	2:06.334	2:14.937
373	2:11.008	2:14.434

LAP 4 @ 15:37:55.142		
NO	BEHIND	LAP TIME

9		2:00.236
71	6.406	2:02.299
14	7.179	2:02.232
96	1 Lap	2:25.629
75	1 Lap	2:24.699
421	12.400	2:03.788
212	1 Lap	2:44.427
100	26.958	2:05.414
669	48.035	2:10.546
36	49.179	2:11.895
83	53.755	2:12.394
103	54.266	2:12.369
288	56.904	2:02.458
45	57.999	2:13.661
52	1:01.426	2:03.788
180	1:05.278	2:15.145
221	1:08.176	2:03.646
16	1:08.397	2:04.087
241	1:09.585	2:04.625
12	1:13.374	2:08.038
494	1:19.646	2:06.520
94	1:20.063	2:06.843
231	1:40.233	2:11.099
624	1:40.603	2:12.053
200	1:42.694	2:12.697
54	1:45.885	2:13.261
112	1:46.463	2:12.793

Weather / Track : Bright / Dry

Results can be found at [www.tsl-timing.com](http://www.tsl-timing.com)

Snetterton 300

Circuit Length = 2.9689 miles

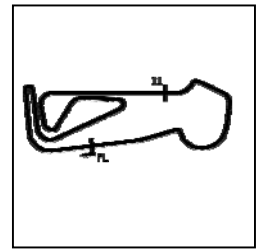
Start: 15:29 Flag 15:39 End: 15:42

Printed - 15:43 Saturday, 14 September 2019

# BMCRC - MRO Championships 2019 - Rnd 8 @ Snetterton

## L&W Contractors BMCRC Rookie 1000 & Rookie 600

### RACE 11 - SECTOR ANALYSIS



SECTOR 1 = FL to I1, SECTOR 2 = I1 to FL, DIFF = Difference To Personal Best Lap, P = Crossed Finish Line in Pit Lane, D = Time Disallowed

P1		9	1000	Luke DIXON	Bmw -						
IDEAL LAP TIME :		1:59.036		BEST LAP TIME :		1:59.340		DIFFERENCE :		0.304	
LAP	SECTOR 1	SECTOR 2		LAP TIME	MPH	DIFF	TIME OF DAY				
1 -		40.597		2:09.398	82.59	10.058	15:31:56.066				
2 -	1:19.641	<b>39.859</b>		1:59.500 (2)	89.44	0.160	15:33:55.566				
3 -	<b>1:19.177</b>	40.163		<b>1:59.340 (1)</b>	<b>89.55</b>		<b>15:35:54.906</b>				
4 -	1:19.733	40.503		2:00.236 (3)	88.89	0.896	15:37:55.142				
5 -	1:20.103	40.441		2:00.544	88.66	1.204	15:39:55.686				

P2		71	1000	Seb JENKINS	Yamaha - Somebody please sponsor me!						
IDEAL LAP TIME :		2:00.373		BEST LAP TIME :		2:01.057		DIFFERENCE :		0.684	
LAP	SECTOR 1	SECTOR 2		LAP TIME	MPH	DIFF	TIME OF DAY				
1 -		<b>40.260</b>		2:09.903	82.27	8.846	15:31:56.571				
2 -	<b>1:20.113</b>	41.478		2:01.591 (3)	87.90	0.534	15:33:58.162				
3 -	1:20.285	40.802		2:01.087 (2)	88.26	0.030	15:35:59.249				
4 -	1:20.964	41.335		2:02.299	87.39	1.242	15:38:01.548				
5 -	1:20.332	40.725		<b>2:01.057 (1)</b>	<b>88.28</b>		<b>15:40:02.605</b>				

P3		14	1000	Paul GALLINGTON	Honda - More Moto						
IDEAL LAP TIME :		2:01.090		BEST LAP TIME :		2:01.239		DIFFERENCE :		0.149	
LAP	SECTOR 1	SECTOR 2		LAP TIME	MPH	DIFF	TIME OF DAY				
1 -		40.918		2:10.936	81.62	9.697	15:31:57.604				
2 -	1:20.686	<b>40.560</b>		2:01.246 (2)	88.15	0.007	15:33:58.850				
3 -	<b>1:20.530</b>	40.709		<b>2:01.239 (1)</b>	<b>88.15</b>		<b>15:36:00.089</b>				
4 -	1:21.391	40.841		2:02.232 (3)	87.44	0.993	15:38:02.321				
5 -	1:21.627	41.126		2:02.753	87.06	1.514	15:40:05.074				

P4		421	1000	Daniel TINSLEY	Yamaha -						
IDEAL LAP TIME :		2:01.816		BEST LAP TIME :		2:02.003		DIFFERENCE :		0.187	
LAP	SECTOR 1	SECTOR 2		LAP TIME	MPH	DIFF	TIME OF DAY				
1 -		41.193		2:12.729	80.52	10.726	15:31:59.397				
2 -	1:21.073	41.281		2:02.354 (2)	87.35	0.351	15:34:01.751				
3 -	1:20.953	<b>41.050</b>		<b>2:02.003 (1)</b>	<b>87.60</b>		<b>15:36:03.754</b>				
4 -	<b>1:20.766</b>	43.022		2:03.788 (3)	86.34	1.785	15:38:07.542				
5 -	1:22.495	43.164		2:05.659	85.05	3.656	15:40:13.201				

P5		100	1000	James FEARN	Honda -						
IDEAL LAP TIME :		2:05.414		BEST LAP TIME :		2:05.414		DIFFERENCE :		0.000	
LAP	SECTOR 1	SECTOR 2		LAP TIME	MPH	DIFF	TIME OF DAY				
1 -		42.834		2:16.188	78.47	10.774	15:32:02.856				
2 -	1:24.401	42.689		2:07.090	84.09	1.676	15:34:09.946				
3 -	1:24.158	42.582		2:06.740 (3)	84.33	1.326	15:36:16.686				
4 -	<b>1:23.525</b>	<b>41.889</b>		<b>2:05.414 (1)</b>	<b>85.22</b>		<b>15:38:22.100</b>				
5 -	1:24.204	42.385		2:06.589 (2)	84.43	1.175	15:40:28.689				

P6		669	1000	Jonny HILL	Honda - Michael J Lonsdale ltd HM Racing						
IDEAL LAP TIME :		2:09.050		BEST LAP TIME :		2:09.050		DIFFERENCE :		0.000	
LAP	SECTOR 1	SECTOR 2		LAP TIME	MPH	DIFF	TIME OF DAY				
1 -		44.855		2:27.015	72.70	17.965	15:32:13.683				
2 -	1:25.499	44.399		2:09.898 (2)	82.28	0.848	15:34:23.581				
3 -	<b>1:25.386</b>	<b>43.664</b>		<b>2:09.050 (1)</b>	<b>82.82</b>		<b>15:36:32.631</b>				
4 -	1:26.360	44.186		2:10.546 (3)	81.87	1.496	15:38:43.177				
5 -	1:26.788	45.070		2:11.858	81.05	2.808	15:40:55.035				

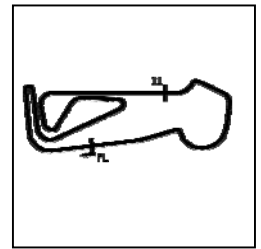
Weather / Track : Bright / Dry

Snetterton 300  
Circuit Length = 2.9689 miles  
Start: 15:29 Flag 15:39 End: 15:42

# BMCRC - MRO Championships 2019 - Rnd 8 @ Snetterton

## L&W Contractors BMCRC Rookie 1000 & Rookie 600

### RACE 11 - SECTOR ANALYSIS



SECTOR 1 = FL to I1, SECTOR 2 = I1 to FL, DIFF = Difference To Personal Best Lap, P = Crossed Finish Line in Pit Lane, D = Time Disallowed

P7 288 600 Toby REYNOLDS		Honda - SKA Accountants Motorcycle tyres uk howesyourheati				
IDEAL LAP TIME : 2:01.603		BEST LAP TIME : 2:01.750		DIFFERENCE : 0.147		
LAP	SECTOR 1	SECTOR 2	LAP TIME	MPH	DIFF	TIME OF DAY
1 -		40.928	2:59.141	59.66	57.391	15:32:45.809
2 -	1:21.365	<b>40.664</b>	2:02.029 (2)	87.58	0.279	15:34:47.838
3 -	<b>1:20.939</b>	40.811	<b>2:01.750 (1)</b>	<b>87.78</b>		<b>15:36:49.588</b>
4 -	1:21.132	41.326	2:02.458 (3)	87.27	0.708	15:38:52.046
5 -	1:21.877	42.202	2:04.079	86.13	2.329	15:40:56.125

P8 36 1000 James WIGGINS		Kawasaki -				
IDEAL LAP TIME : 2:10.390		BEST LAP TIME : 2:11.467		DIFFERENCE : 1.077		
LAP	SECTOR 1	SECTOR 2	LAP TIME	MPH	DIFF	TIME OF DAY
1 -		44.860	2:22.070	75.23	10.603	15:32:08.738
2 -	1:27.716	44.505	2:12.221	80.83	0.754	15:34:20.959
3 -	1:27.055	44.412	<b>2:11.467 (1)</b>	<b>81.29</b>		<b>15:36:32.426</b>
4 -	1:27.871	<b>44.024</b>	2:11.895 (2)	81.03	0.428	15:38:44.321
5 -	<b>1:26.366</b>	45.617	2:11.983 (3)	80.98	0.516	15:40:56.304

P9 52 600 Elliot FRICKER		Honda - Ride in bike tyres				
IDEAL LAP TIME : 2:02.736		BEST LAP TIME : 2:02.736		DIFFERENCE : 0.000		
LAP	SECTOR 1	SECTOR 2	LAP TIME	MPH	DIFF	TIME OF DAY
1 -		41.171	3:00.184	59.31	57.448	15:32:46.852
2 -	<b>1:21.948</b>	<b>40.788</b>	<b>2:02.736 (1)</b>	<b>87.08</b>		<b>15:34:49.588</b>
3 -	1:22.039	41.153	2:03.192 (2)	86.75	0.456	15:36:52.780
4 -	1:22.620	41.168	2:03.788 (3)	86.34	1.052	15:38:56.568
5 -	1:22.711	42.074	2:04.785	85.65	2.049	15:41:01.353

P10 103 1000 Craig GOFFORD		Suzuki -				
IDEAL LAP TIME : 2:11.937		BEST LAP TIME : 2:12.369		DIFFERENCE : 0.432		
LAP	SECTOR 1	SECTOR 2	LAP TIME	MPH	DIFF	TIME OF DAY
1 -		45.066	2:23.574	74.44	11.205	15:32:10.242
2 -	1:28.581	44.900	2:13.481	80.07	1.112	15:34:23.723
3 -	1:28.787	<b>44.529</b>	2:13.316 (3)	80.17	0.947	15:36:37.039
4 -	<b>1:27.408</b>	44.961	<b>2:12.369 (1)</b>	<b>80.74</b>		<b>15:38:49.408</b>
5 -	1:27.981	44.534	2:12.515 (2)	80.65	0.146	15:41:01.923

P11 83 1000 James PRESTON		S1000 -				
IDEAL LAP TIME : 2:12.394		BEST LAP TIME : 2:12.394		DIFFERENCE : 0.000		
LAP	SECTOR 1	SECTOR 2	LAP TIME	MPH	DIFF	TIME OF DAY
1 -		45.225	2:21.910	75.31	9.516	15:32:08.578
2 -	1:29.284	45.097	2:14.381	79.53	1.987	15:34:22.959
3 -	1:28.668	44.876	2:13.544 (3)	80.03	1.150	15:36:36.503
4 -	<b>1:27.588</b>	<b>44.806</b>	<b>2:12.394 (1)</b>	<b>80.72</b>		<b>15:38:48.897</b>
5 -	1:28.311	45.053	2:13.364 (2)	80.14	0.970	15:41:02.261

P12 45 1000 John FORTEY		Suzuki -				
IDEAL LAP TIME : 2:12.532		BEST LAP TIME : 2:12.532		DIFFERENCE : 0.000		
LAP	SECTOR 1	SECTOR 2	LAP TIME	MPH	DIFF	TIME OF DAY
1 -		44.859	2:24.645	73.89	12.113	15:32:11.313
2 -	1:29.240	45.394	2:14.634	79.38	2.102	15:34:25.947
3 -	1:28.987	44.546	2:13.533 (2)	80.04	1.001	15:36:39.480
4 -	1:28.257	45.404	2:13.661 (3)	79.96	1.129	15:38:53.141
5 -	<b>1:28.022</b>	<b>44.510</b>	<b>2:12.532 (1)</b>	<b>80.64</b>		<b>15:41:05.673</b>

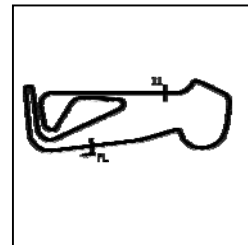
Weather / Track : Bright / Dry

Snetterton 300  
 Circuit Length = 2.9689 miles  
 Start: 15:29 Flag 15:39 End: 15:42

# BMCRC - MRO Championships 2019 - Rnd 8 @ Snetterton

## L&W Contractors BMCRC Rookie 1000 & Rookie 600

### RACE 11 - SECTOR ANALYSIS



SECTOR 1 = FL to I1, SECTOR 2 = I1 to FL, DIFF = Difference To Personal Best Lap, P = Crossed Finish Line in Pit Lane, D = Time Disallowed

P13 16 600 Tom VAUGHAN		Yamaha -				
IDEAL LAP TIME : 2:03.405		BEST LAP TIME : 2:03.558				
		DIFFERENCE : 0.153				
LAP	SECTOR 1	SECTOR 2	LAP TIME	MPH	DIFF	TIME OF DAY
1 -		41.811	3:02.705	58.49	59.147	15:32:49.373
2 -	1:23.195	42.098	2:05.293	85.30	1.735	15:34:54.666
3 -	1:23.197	41.589	2:04.786 (3)	85.65	1.228	15:36:59.452
4 -	1:22.772	<b>41.315</b>	2:04.087 (2)	86.13	0.529	15:39:03.539
5 -	<b>1:22.090</b>	41.468	<b>2:03.558 (1)</b>	<b>86.50</b>		<b>15:41:07.097</b>

P14 221 600 Matt VENN		Kawasaki - Unique People Recruitment				
IDEAL LAP TIME : 2:03.573		BEST LAP TIME : 2:03.646				
		DIFFERENCE : 0.073				
LAP	SECTOR 1	SECTOR 2	LAP TIME	MPH	DIFF	TIME OF DAY
1 -		42.073	3:03.174	58.34	59.528	15:32:49.842
2 -	1:23.091	41.968	2:05.059	85.46	1.413	15:34:54.901
3 -	1:23.260	41.511	2:04.771 (3)	85.66	1.125	15:36:59.672
4 -	<b>1:22.182</b>	41.464	<b>2:03.646 (1)</b>	<b>86.44</b>		<b>15:39:03.318</b>
5 -	1:22.489	<b>41.391</b>	2:03.880 (2)	86.27	0.234	15:41:07.198

P15 241 600 Wayne MORRIS		Kawasaki - Boyces speed shop Banbury/rpm performance				
IDEAL LAP TIME : 2:03.970		BEST LAP TIME : 2:04.498				
		DIFFERENCE : 0.528				
LAP	SECTOR 1	SECTOR 2	LAP TIME	MPH	DIFF	TIME OF DAY
1 -		41.989	3:03.987	58.09	59.489	15:32:50.655
2 -	<b>1:22.496</b>	42.002	<b>2:04.498 (1)</b>	<b>85.84</b>		<b>15:34:55.153</b>
3 -	1:23.223	41.726	2:04.949 (3)	85.53	0.451	15:37:00.102
4 -	1:23.151	<b>41.474</b>	2:04.625 (2)	85.76	0.127	15:39:04.727
5 -	1:23.705	41.948	2:05.653	85.06	1.155	15:41:10.380

P16 180 1000 Mark OVEL		Yamaha -				
IDEAL LAP TIME : 2:14.312		BEST LAP TIME : 2:15.145				
		DIFFERENCE : 0.833				
LAP	SECTOR 1	SECTOR 2	LAP TIME	MPH	DIFF	TIME OF DAY
1 -		45.464	2:27.498	72.46	12.353	15:32:14.166
2 -	1:29.781	45.456	2:15.237 (2)	79.03	0.092	15:34:29.403
3 -	<b>1:29.096</b>	46.776	2:15.872 (3)	78.66	0.727	15:36:45.275
4 -	1:29.929	<b>45.216</b>	<b>2:15.145 (1)</b>	<b>79.08</b>		<b>15:39:00.420</b>
5 -	1:30.527	45.663	2:16.190	78.47	1.045	15:41:16.610

P17 12 600 Cedric BLOCH		Kawazaki - Brigit's Group & SDC Performance				
IDEAL LAP TIME : 2:02.831		BEST LAP TIME : 2:02.831				
		DIFFERENCE : 0.000				
LAP	SECTOR 1	SECTOR 2	LAP TIME	MPH	DIFF	TIME OF DAY
1 -		42.259	3:03.887	58.12	1:01.056	15:32:50.555
2 -	1:24.673	42.419	2:07.092 (2)	84.09	4.261	15:34:57.647
3 -	<b>1:21.843</b>	<b>40.988</b>	<b>2:02.831 (1)</b>	<b>87.01</b>		<b>15:37:00.478</b>
4 -	1:24.832	43.206	2:08.038 (3)	83.47	5.207	15:39:08.516
5 -	1:26.278	43.629	2:09.907	82.27	7.076	15:41:18.423

P18 94 600 Luke HOLLIS		Kawasaki - Team Hollis Racing				
IDEAL LAP TIME : 2:05.999		BEST LAP TIME : 2:06.240				
		DIFFERENCE : 0.241				
LAP	SECTOR 1	SECTOR 2	LAP TIME	MPH	DIFF	TIME OF DAY
1 -		43.361	3:06.127	57.42	59.887	15:32:52.795
2 -	1:24.501	42.759	2:07.260 (3)	83.98	1.020	15:35:00.055
3 -	1:24.453	43.854	2:08.307	83.30	2.067	15:37:08.362
4 -	1:24.181	<b>42.662</b>	2:06.843 (2)	84.26	0.603	15:39:15.205
5 -	<b>1:23.337</b>	42.903	<b>2:06.240 (1)</b>	<b>84.66</b>		<b>15:41:21.445</b>

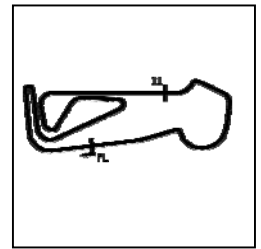
Weather / Track : Bright / Dry

Snetterton 300  
Circuit Length = 2.9689 miles  
Start: 15:29 Flag 15:39 End: 15:42

# BMCRC - MRO Championships 2019 - Rnd 8 @ Snetterton

## L&W Contractors BMCRC Rookie 1000 & Rookie 600

### RACE 11 - SECTOR ANALYSIS



SECTOR 1 = FL to I1, SECTOR 2 = I1 to FL, DIFF = Difference To Personal Best Lap, P = Crossed Finish Line in Pit Lane, D = Time Disallowed

P19 494 600		Jack ASHPOLE		Kawasaki -		
IDEAL LAP TIME : 2:06.375		BEST LAP TIME : 2:06.414		DIFFERENCE : 0.039		
LAP	SECTOR 1	SECTOR 2	LAP TIME	MPH	DIFF	TIME OF DAY
1 -		43.142	3:07.454	57.01	1:01.040	15:32:54.122
2 -	1:24.217	43.515	2:07.732	83.67	1.318	15:35:01.854
3 -	1:23.926	<b>42.488</b>	<b>2:06.414 (1)</b>	<b>84.54</b>		<b>15:37:08.268</b>
4 -	<b>1:23.887</b>	42.633	2:06.520 (2)	84.47	0.106	15:39:14.788
5 -	1:24.277	42.798	2:07.075 (3)	84.10	0.661	15:41:21.863

P20 624 600		Matthew FEDRICK		Yamaha - Matthew Fedrick farriers ltd		
IDEAL LAP TIME :		BEST LAP TIME : 2:10.844		DIFFERENCE :		
LAP	SECTOR 1	SECTOR 2	LAP TIME	MPH	DIFF	TIME OF DAY
1 -			3:12.889	55.41	1:02.045	15:32:59.557
2 -			2:12.541	80.63	1.697	15:35:12.098
3 -			2:11.594 (2)	81.22	0.750	15:37:23.692
4 -			2:12.053 (3)	80.93	1.209	15:39:35.745
5 -			<b>2:10.844 (1)</b>	<b>81.68</b>		<b>15:41:46.589</b>

P21 231 600		Craig MOORE		Yamaha - AM scaffolding ltd		
IDEAL LAP TIME : 2:10.947		BEST LAP TIME : 2:11.099		DIFFERENCE : 0.152		
LAP	SECTOR 1	SECTOR 2	LAP TIME	MPH	DIFF	TIME OF DAY
1 -		<b>44.307</b>	3:11.247	55.88	1:00.148	15:32:57.915
2 -	1:28.544	45.348	2:13.892	79.82	2.793	15:35:11.807
3 -	1:27.124	45.345	2:12.469 (3)	80.68	1.370	15:37:24.276
4 -	<b>1:26.640</b>	44.459	<b>2:11.099 (1)</b>	<b>81.52</b>		<b>15:39:35.375</b>
5 -	1:27.184	44.422	2:11.606 (2)	81.21	0.507	15:41:46.981

P22 200 600		Dan BURNHAM		Triumph - KY JAX RACING / DANIK GROUP		
IDEAL LAP TIME : 2:11.728		BEST LAP TIME : 2:11.728		DIFFERENCE : 0.000		
LAP	SECTOR 1	SECTOR 2	LAP TIME	MPH	DIFF	TIME OF DAY
1 -		45.535	3:13.806	55.14	1:02.078	15:33:00.474
2 -	<b>1:27.383</b>	<b>44.345</b>	<b>2:11.728 (1)</b>	<b>81.13</b>		<b>15:35:12.202</b>
3 -	1:28.189	44.748	2:12.937	80.39	1.209	15:37:25.139
4 -	1:28.120	44.577	2:12.697 (2)	80.54	0.969	15:39:37.836
5 -	1:27.913	44.834	2:12.747 (3)	80.51	1.019	15:41:50.583

P23 54 600		Colin SMITH		Yamaha - Csp powder coatings		
IDEAL LAP TIME : 2:12.479		BEST LAP TIME : 2:12.705		DIFFERENCE : 0.226		
LAP	SECTOR 1	SECTOR 2	LAP TIME	MPH	DIFF	TIME OF DAY
1 -		45.792	3:13.870	55.12	1:01.165	15:33:00.538
2 -	1:28.883	44.751	2:13.634	79.98	0.929	15:35:14.172
3 -	1:29.190	<b>44.404</b>	2:13.594 (3)	80.00	0.889	15:37:27.766
4 -	1:28.561	44.700	2:13.261 (2)	80.20	0.556	15:39:41.027
5 -	<b>1:28.075</b>	44.630	<b>2:12.705 (1)</b>	<b>80.54</b>		<b>15:41:53.732</b>

P24 112 600		Jamie NAGY		Kawasaki - Steelmate		
IDEAL LAP TIME : 2:12.416		BEST LAP TIME : 2:12.758		DIFFERENCE : 0.342		
LAP	SECTOR 1	SECTOR 2	LAP TIME	MPH	DIFF	TIME OF DAY
1 -		44.933	3:14.185	55.04	1:01.427	15:33:00.853
2 -	1:28.239	46.521	2:14.760	79.31	2.002	15:35:15.613
3 -	1:28.172	45.027	2:13.199 (3)	80.24	0.441	15:37:28.812
4 -	1:28.232	<b>44.561</b>	2:12.793 (2)	80.48	0.035	15:39:41.605
5 -	<b>1:27.855</b>	44.903	<b>2:12.758 (1)</b>	<b>80.50</b>		<b>15:41:54.363</b>

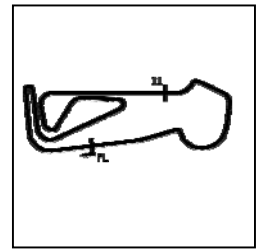
Weather / Track : Bright / Dry

Snetterton 300  
Circuit Length = 2.9689 miles  
Start: 15:29 Flag 15:39 End: 15:42

# BMCRC - MRO Championships 2019 - Rnd 8 @ Snetterton

## L&W Contractors BMCRC Rookie 1000 & Rookie 600

### RACE 11 - SECTOR ANALYSIS



SECTOR 1 = FL to I1, SECTOR 2 = I1 to FL, DIFF = Difference To Personal Best Lap, P = Crossed Finish Line in Pit Lane, D = Time Disallowed

P25 61 600 Adam SYMONDS			YAMAHA -			
IDEAL LAP TIME : 2:12.766		BEST LAP TIME : 2:12.766		DIFFERENCE : 0.000		
LAP	SECTOR 1	SECTOR 2	LAP TIME	MPH	DIFF	TIME OF DAY
1 -		46.104	3:17.209	54.19	1:04.443	15:33:03.877
2 -	1:29.425	47.345	2:16.770	78.14	4.004	15:35:20.647
3 -	1:28.639	45.282	2:13.921 (2)	79.80	1.155	15:37:34.568
4 -	1:28.446	45.767	2:14.213 (3)	79.63	1.447	15:39:48.781
5 -	<b>1:28.059</b>	<b>44.707</b>	<b>2:12.766 (1)</b>	<b>80.50</b>		<b>15:42:01.547</b>

P26 219 600 Paul WRIGHT			Triumph - MICHAEL.J.LONSDALE			
IDEAL LAP TIME : 2:12.628		BEST LAP TIME : 2:13.520		DIFFERENCE : 0.892		
LAP	SECTOR 1	SECTOR 2	LAP TIME	MPH	DIFF	TIME OF DAY
1 -		45.543	3:16.520	54.38	1:03.000	15:33:03.188
2 -	1:29.338	47.271	2:16.609	78.23	3.089	15:35:19.797
3 -	<b>1:28.035</b>	45.485	<b>2:13.520 (1)</b>	<b>80.04</b>		<b>15:37:33.317</b>
4 -	1:29.173	<b>44.593</b>	2:13.766 (2)	79.90	0.246	15:39:47.083
5 -	1:29.758	45.179	2:14.937 (3)	79.20	1.417	15:42:02.020

P27 373 600 Peter PARAPANOS			Honda -			
IDEAL LAP TIME : 2:14.429		BEST LAP TIME : 2:14.434		DIFFERENCE : 0.005		
LAP	SECTOR 1	SECTOR 2	LAP TIME	MPH	DIFF	TIME OF DAY
1 -		<b>45.465</b>	3:16.147	54.48	1:01.713	15:33:02.815
2 -	1:29.388	45.569	2:14.957 (2)	79.19	0.523	15:35:17.772
3 -	1:29.421	45.812	2:15.233 (3)	79.03	0.799	15:37:33.005
4 -	1:29.157	50.098	2:19.255	76.75	4.821	15:39:52.260
5 -	<b>1:28.964</b>	45.470	<b>2:14.434 (1)</b>	<b>79.50</b>		<b>15:42:06.694</b>

P28 526 600 Michael ARMANI			Honda -			
IDEAL LAP TIME : 2:19.894		BEST LAP TIME : 2:21.074		DIFFERENCE : 1.180		
LAP	SECTOR 1	SECTOR 2	LAP TIME	MPH	DIFF	TIME OF DAY
1 -		47.193	3:20.484	53.31	59.410	15:33:07.152
2 -	<b>1:33.290</b>	47.820	2:21.110 (2)	75.74	0.036	15:35:28.262
3 -	1:34.285	48.325	2:22.610 (3)	74.94	1.536	15:37:50.872
4 -	1:34.470	<b>46.604</b>	<b>2:21.074 (1)</b>	<b>75.76</b>		<b>15:40:11.946</b>

P29 96 600 Giovanni BELIOSSI			Honda - ASR Accident Storage Recovery			
IDEAL LAP TIME : 2:21.694		BEST LAP TIME : 2:21.694		DIFFERENCE : 0.000		
LAP	SECTOR 1	SECTOR 2	LAP TIME	MPH	DIFF	TIME OF DAY
1 -		49.791	3:24.655	52.22	1:02.961	15:33:11.323
2 -	1:36.396	49.461	2:25.857 (3)	73.27	4.163	15:35:37.180
3 -	1:37.486	48.143	2:25.629 (2)	73.39	3.935	15:38:02.809
4 -	<b>1:33.743</b>	<b>47.951</b>	<b>2:21.694 (1)</b>	<b>75.43</b>		<b>15:40:24.503</b>

P30 75 600 James HOARE			Triumph -			
IDEAL LAP TIME : 2:23.759		BEST LAP TIME : 2:23.759		DIFFERENCE : 0.000		
LAP	SECTOR 1	SECTOR 2	LAP TIME	MPH	DIFF	TIME OF DAY
1 -		49.617	3:28.450	51.27	1:04.691	15:33:15.118
2 -	1:35.803	49.012	2:24.815 (3)	73.80	1.056	15:35:39.933
3 -	1:36.084	48.615	2:24.699 (2)	73.86	0.940	15:38:04.632
4 -	<b>1:35.267</b>	<b>48.492</b>	<b>2:23.759 (1)</b>	<b>74.34</b>		<b>15:40:28.391</b>

Weather / Track : Bright / Dry

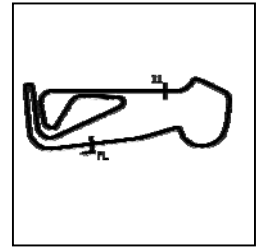
Snetterton 300  
Circuit Length = 2.9689 miles  
Start: 15:29 Flag 15:39 End: 15:42



# BMCRC - MRO Championships 2019 - Rnd 8 @ Snetterton

## L&W Contractors BMCRC Rookie 1000 & Rookie 600

### RACE 11 - SECTOR ANALYSIS



SECTOR 1 = FL to I1, SECTOR 2 = I1 to FL, DIFF = Difference To Personal Best Lap, P = Crossed Finish Line in Pit Lane, D = Time Disallowed

P31 212 1000		Tim BENNETT		Yamaha - www.maxpowerracing.uk			
IDEAL LAP TIME : 2:43.484		BEST LAP TIME : 2:44.427		DIFFERENCE : 0.943			
LAP	SECTOR 1	SECTOR 2	LAP TIME	MPH	DIFF	TIME OF DAY	
1 -		57.915	2:56.305	60.62	11.878	15:32:42.973	
2 -	<b>1:47.822</b>	57.072	2:44.894 (3)	64.81	0.467	15:35:27.867	
3 -	1:48.765	<b>55.662</b>	<b>2:44.427 (1)</b>	<b>65.00</b>		<b>15:38:12.294</b>	
4 -	1:48.396	56.400	2:44.796 (2)	64.85	0.369	15:40:57.090	

Weather / Track : Bright / Dry

Results can be found at [www.tsl-timing.com](http://www.tsl-timing.com)

Page 6 of 6

Snetterton 300  
Circuit Length = 2.9689 miles  
Start: 15:29 Flag 15:39 End: 15:42

Printed - 15:43 Saturday, 14 September 2019

# BMCRC - MRO Championships 2019 - Rnd 8 @ Snetterton

## L&W Contractors BMCRC Rookie 1000 & Rookie 600

### RACE 11 - BEST SECTORS

SECTOR 1			SECTOR 2			IDEAL / BEST COMPARISON						
POS	NO	NAME	TIME	NO	NAME	TIME	POS	NO	NAME	IDEAL	BEST	DIFF
									<b>PERFECT LAP</b>	<b>1:59.036</b>		
1	9	DIXON	1:19.177	9	DIXON	39.859	1	9	DIXON	1:59.036	1:59.340	0.304
2	71	JENKINS	1:20.113	71	JENKINS	40.260	2	71	JENKINS	2:00.373	2:01.057	0.684
3	14	GALLINGTON	1:20.530	14	GALLINGTON	40.560	3	14	GALLINGTON	2:01.090	2:01.239	0.149
4	421	TINSLEY	1:20.766	288	REYNOLDS	40.664	4	288	REYNOLDS	2:01.603	2:01.750	0.147
5	288	REYNOLDS	1:20.939	52	FRICKER	40.788	5	421	TINSLEY	2:01.816	2:02.003	0.187
6	12	BLOCH	1:21.843	12	BLOCH	40.988	6	52	FRICKER	2:02.736	2:02.736	0.000
7	52	FRICKER	1:21.948	421	TINSLEY	41.050	7	12	BLOCH	2:02.831	2:02.831	0.000
8	16	VAUGHAN	1:22.090	16	VAUGHAN	41.315	8	16	VAUGHAN	2:03.405	2:03.558	0.153
9	221	VENN	1:22.182	221	VENN	41.391	9	221	VENN	2:03.573	2:03.646	0.073
10	241	MORRIS	1:22.496	241	MORRIS	41.474	10	241	MORRIS	2:03.970	2:04.498	0.528
11	94	HOLLIS	1:23.337	100	FEARN	41.889	11	100	FEARN	2:05.414	2:05.414	0.000
12	100	FEARN	1:23.525	494	ASHPOLE	42.488	12	94	HOLLIS	2:05.999	2:06.240	0.241
13	494	ASHPOLE	1:23.887	94	HOLLIS	42.662	13	494	ASHPOLE	2:06.375	2:06.414	0.039
14	669	HILL	1:25.386	669	HILL	43.664	14	669	HILL	2:09.050	2:09.050	0.000
15	36	WIGGINS	1:26.366	36	WIGGINS	44.024	15	36	WIGGINS	2:10.390	2:11.467	1.077
16	231	MOORE	1:26.640	231	MOORE	44.307	16	231	MOORE	2:10.947	2:11.099	0.152
17	200	BURNHAM	1:27.383	200	BURNHAM	44.345	17	200	BURNHAM	2:11.728	2:11.728	0.000
18	103	GOFFORD	1:27.408	54	SMITH	44.404	18	103	GOFFORD	2:11.937	2:12.369	0.432
19	83	PRESTON	1:27.588	45	FORTEY	44.510	19	83	PRESTON	2:12.394	2:12.394	0.000
20	112	NAGY	1:27.855	103	GOFFORD	44.529	20	112	NAGY	2:12.416	2:12.758	0.342
21	45	FORTEY	1:28.022	112	NAGY	44.561	21	54	SMITH	2:12.479	2:12.705	0.226
22	219	WRIGHT	1:28.035	219	WRIGHT	44.593	22	45	FORTEY	2:12.532	2:12.532	0.000
23	61	SYMONDS	1:28.059	61	SYMONDS	44.707	23	219	WRIGHT	2:12.628	2:13.520	0.892
24	54	SMITH	1:28.075	83	PRESTON	44.806	24	61	SYMONDS	2:12.766	2:12.766	0.000
25	373	PARAPANOS	1:28.964	180	OVEL	45.216	25	180	OVEL	2:14.312	2:15.145	0.833
26	180	OVEL	1:29.096	373	PARAPANOS	45.465	26	373	PARAPANOS	2:14.429	2:14.434	0.005
27	526	ARMANI	1:33.290	526	ARMANI	46.604	27	526	ARMANI	2:19.894	2:21.074	1.180
28	96	BELIOSSI	1:33.743	96	BELIOSSI	47.951	28	96	BELIOSSI	2:21.694	2:21.694	0.000
29	75	HOARE	1:35.267	75	HOARE	48.492	29	75	HOARE	2:23.759	2:23.759	0.000
30	212	BENNETT	1:47.822	212	BENNETT	55.662	30	212	BENNETT	2:43.484	2:44.427	0.943
31							31	624	FEDRICK		2:10.844	

Weather / Track : Bright / Dry

Results can be found at [www.tsl-timing.com](http://www.tsl-timing.com)

Snetterton 300

Circuit Length = 2.9689 miles

Start: 15:29 Flag 15:39 End: 15:42

Printed - 15:42 Saturday, 14 September 2019

# BMCRC - MRO Championships 2019 - Rnd 8 @ Snetterton

## L&W Contractors BMCRC Rookie 1000 & Rookie 600

### RACE 3 - GRID (7 Laps)



CONTRACTORS LTD

ROW 13	1	38	263 James TUCKER	37	75 James HOARE	2:23.759			
ROW 12	36	2:21.694	96 Giovanni BELIOSSI	35	2:21.074	526 Michael ARMANI	34	2:14.434	373 Peter PARAPANOS
ROW 11	33	2:13.520	219 Paul WRIGHT	32	2:12.766	61 Adam SYMONDS	31	2:12.758	112 Jamie NAGY
ROW 10	30	2:12.705	54 Colin SMITH	29	2:11.728	200 Dan BURNHAM	28	2:11.099	231 Craig MOORE
ROW 9	27	2:10.844	624 Matthew FEDRICK	26	2:06.414	494 Jack ASHPOLE	25	2:06.240	94 Luke HOLLIS
ROW 8	24	2:04.498	241 Wayne MORRIS	23	2:03.646	221 Matt VENN	22	2:03.558	16 Tom VAUGHAN
ROW 7	21	2:02.831	12 Cedric BLOCH	20	2:02.736	52 Elliot FRICKER	19	2:01.750	288 Toby REYNOLDS
ROW 6	18			17			16		
ROW 5	15			14			13	138 Mike LONG	
ROW 4	12	2:44.427	212 Tim BENNETT	11	2:15.145	180 Mark OVEL	10	2:12.532	45 John FORTEY
ROW 3	9	2:12.394	83 James PRESTON	8	2:12.369	103 Craig GOFFORD	7	2:11.467	36 James WIGGINS
ROW 2	6	2:09.050	669 Jonny HILL	5	2:05.414	100 James FEARN	4	2:02.003	421 Daniel TINSLEY
ROW 1	3	2:01.239	14 Paul GALLINGTON	2	2:01.057	71 Seb JENKINS	1	1:59.340	9 Luke DIXON
								<b>Pole</b>	

Snetterton 300  
Circuit Length = 2.9689 miles

These results are provisional until the conclusion of any judicial and technical matters.

Clerk Of Course :	Steward :	Timekeeper :
-------------------	-----------	--------------

Results can be found at [www.tsl-timing.com](http://www.tsl-timing.com)

Printed - 15:44 Saturday, 14 September 2019



# BMCRC - MRO Championships 2019 - Rnd 8 @ Snetterton

## L&W Contractors BMCRC Rookie 1000 & Rookie 600

### RACE 3 - CLASSIFICATION



CONTRACTORS LTD

POS	NO	CL	PIC NAME	ENTRY	LAPS	TIME	GAP	DIFF	MPH	BEST	ON
1	9	1000	1 Luke DIXON	Bmw -	7	13:58.080			89.27	1:57.437	2
2	14	1000	2 Paul GALLINGTON	Honda - More Moto	7	14:12.860	14.780	14.780	87.72	2:00.171	4
3	71	1000	3 Seb JENKINS	Yamaha - Somebody please sponsor me!	7	14:13.138	15.058	0.278	87.69	2:00.351	7
4	421	1000	4 Daniel TINSLEY	Yamaha -	7	14:25.846	27.766	12.708	86.40	2:01.813	2
5	100	1000	5 James FEARN	Honda -	7	14:50.194	52.114	24.348	84.04	2:04.817	4
6	669	1000	6 Jonny HILL	Honda - Michael J Lonsdale ltd HM Racing	7	14:50.204	52.124	0.010	84.04	2:04.375	7
7	12	600	1 Cedric BLOCH	Kawazaki - Brigit's Group & SDC Performance	7	15:10.396	1:12.316	20.192	82.18	2:00.756	4
8	288	600	2 Toby REYNOLDS	Honda - SKA Accountants Motorycycle tyres uk how	7	15:16.246	1:18.166	5.850	81.65	2:02.565	6
9	36	1000	7 James WIGGINS	Kawasaki -	7	15:16.264	1:18.184	0.018	81.65	2:08.375	4
10	16	600	3 Tom VAUGHAN	Yamaha -	7	15:16.568	1:18.488	0.304	81.62	2:02.459	6
11	221	600	4 Matt VENN	Kawasaki - Unique People Recruitment	7	15:21.606	1:23.526	5.038	81.18	2:03.224	3
12	241	600	5 Wayne MORRIS	Kawasaki - Boyces speed shop Banbury/rpm perform	7	15:31.431	1:33.351	9.825	80.32	2:04.393	3
13	494	600	6 Jack ASHPOLE	Kawasaki -	7	15:38.446	1:40.366	7.015	79.72	2:04.728	6
14	83	1000	8 James PRESTON	S1000 -	7	15:38.778	1:40.698	0.332	79.69	2:11.276	5
15	45	1000	9 John FORTEY	Suzuki -	7	15:40.238	1:42.158	1.460	79.57	2:11.290	6
16	94	600	7 Luke HOLLIS	Kawasaki - Team Hollis Racing	7	15:40.697	1:42.617	0.459	79.53	2:05.721	6
17	103	1000	10 Craig GOFFORD	Suzuki -	7	15:43.402	1:45.322	2.705	79.30	2:11.799	4
18	263	600	8 James TUCKER	Triumph -	6	13:58.547	1 Lap	1 Lap	76.47	2:08.872	6
19	219	600	9 Paul WRIGHT	Triumph - MICHAEL.J.LONSDALE	6	14:10.327	1 Lap	11.780	75.41	2:10.236	6
20	231	600	10 Craig MOORE	Yamaha - AM scaffolding ltd	6	14:11.139	1 Lap	0.812	75.34	2:08.706	6
21	112	600	11 Jamie NAGY	Kawasaki - Steelmate	6	14:11.191	1 Lap	0.052	75.33	2:10.503	5
22	624	600	12 Matthew FEDRICK	Yamaha - Matthew Fedrick farriers ltd	6	14:12.082	1 Lap	0.891	75.26	2:08.954	6
23	200	600	13 Dan BURNHAM	Triumph - KY JAX RACING / DANIK GROUP	6	14:19.399	1 Lap	7.317	74.62	2:12.766	6
24	61	600	14 Adam SYMONDS	YAMAHA -	6	14:24.981	1 Lap	5.582	74.13	2:14.036	4
25	373	600	15 Peter PARAPANOS	Honda -	6	14:40.994	1 Lap	16.013	72.79	2:15.224	5
26	75	600	16 James HOARE	Triumph -	6	15:00.605	1 Lap	19.611	71.20	2:17.835	5
27	96*	600	17 Giovanni BELIOSSI	Honda - ASR Accident Storage Recovery	6	15:16.054	1 Lap	15.449	70.00	2:20.767	6
28	212	1000	11 Tim BENNETT	Yamaha - www.maxpowerracing.uk	6	15:56.936	1 Lap	40.882	67.01	2:34.858	5

#### NOT CLASSIFIED

DNF	138	1000	Mike LONG	Kawasaki - True heroes racing	6	13:03.928	1 Lap		81.80	2:08.603	4
DNF	52	600	Elliot FRICKER	Honda - Ride in bike tyres	6	13:04.574	1 Lap	0.646	81.73	2:00.132	6
DNF	526	600	Michael ARMANI	Honda -	5	12:25.698	2 Laps	1 Lap	71.66	2:15.933	5

#### FASTEST LAP

	9	1000	Luke DIXON	Bmw -	2	1:57.437			91.01 mph	146.46 kph	
	52	600	Elliot FRICKER	Honda - Ride in bike tyres	6	2:00.132			88.96 mph	143.18 kph	

No. 96 - Please fit a working transponder  
 Class 1000 - 92.5% of Race Speed = 82.57 mph  
 Class 600 - 92.5% of Race Speed = 76.01 mph

Snetterton 300  
 Circuit Length = 2.9689 miles  
 Start: 10:28 Flag 10:41 End: 10:44

Weather / Track : Bright / Dry

These results are provisional until the conclusion of any judicial and technical matters.

Clerk Of Course :	Steward :	Timekeeper :
-------------------	-----------	--------------

Results can be found at [www.tsl-timing.com](http://www.tsl-timing.com)

Printed - 10:45 Sunday, 15 September 2019



# BMCRC - MRO Championships 2019 - Rnd 8 @ Snetterton

## L&W Contractors BMCRC Rookie 1000 & Rookie 600

### RACE 3 - LAP CHART

LAP 1 @ 10:30:06.140		
NO	BEHIND	LAP TIME

9		2:05.736
14	1.128	2:06.864
71	1.748	2:07.484
421	4.983	2:10.719
100	8.816	2:14.552
669	8.938	2:14.674
36	10.522	2:16.258
138	11.657	2:17.393
45	16.776	2:22.512
103	17.271	2:23.007
83	17.341	2:23.077
212	40.727	2:46.463
288	51.622	2:57.358
52	51.989	2:57.725
16	52.324	2:58.060
12	52.550	2:58.286
221	53.221	2:58.957
94	55.104	3:00.840
241	55.404	3:01.140
200	58.997	3:04.733
494	59.023	3:04.759
263	1:02.261	3:07.997
112	1:04.169	3:09.905
219	1:04.508	3:10.244
61	1:05.193	3:10.929
624	1:05.210	3:10.946
231	1:05.596	3:11.332
526	1:06.465	3:12.201
96	1:13.951	3:19.687
373	1:15.677	3:21.413
75	1:19.552	3:25.288

LAP 2 @ 10:32:03.577		
NO	BEHIND	LAP TIME

9		1:57.437
14	5.204	2:01.513
71	5.341	2:01.030
421	9.359	2:01.813
669	18.193	2:06.692
100	18.724	2:07.345
36	23.608	2:10.523
138	24.225	2:10.005
45	33.053	2:13.714
83	33.500	2:13.596
103	33.766	2:13.932
52	56.861	2:02.309
288	57.925	2:03.740
16	58.596	2:03.709
12	58.685	2:03.572
221	1:00.261	2:04.477
241	1:02.734	2:04.767
94	1:03.421	2:05.754
494	1:08.373	2:06.787
263	1:16.308	2:11.484
200	1:19.309	2:17.749
219	1:19.692	2:12.621
112	1:20.119	2:13.387
624	1:21.517	2:13.744
212	1:22.248	2:38.958
61	1:22.798	2:15.042
231	1:23.381	2:15.222
526	1:25.809	2:16.781

373	1:35.493	2:17.253
96	1:41.469	2:24.955
75	1:42.445	2:20.330

LAP 3 @ 10:34:01.594		
NO	BEHIND	LAP TIME

9		1:58.017
71	8.290	2:00.966
14	8.736	2:01.549
421	13.640	2:02.298
669	27.254	2:07.078
100	27.592	2:06.885
36	34.747	2:09.156
138	35.417	2:09.209
83	47.338	2:11.855
45	48.256	2:13.220
103	48.731	2:12.982
52	1:00.511	2:01.667
288	1:02.491	2:02.583
12	1:02.542	2:01.874
16	1:03.043	2:02.464
221	1:05.468	2:03.224
241	1:09.110	2:04.393
94	1:12.522	2:07.118
494	1:15.956	2:05.600
263	1:29.296	2:11.005
200	1:35.785	2:14.493
624	1:35.980	2:12.480
219	1:36.006	2:14.331
112	1:36.350	2:14.248
231	1:37.390	2:12.026
61	1:39.854	2:15.073
526	1:48.845	2:21.053
373	1:52.735	2:15.259

LAP 4 @ 10:36:00.536		
NO	BEHIND	LAP TIME

9		1:58.942
212	1 Lap	2:38.689
75	1 Lap	2:20.090
96	1 Lap	2:23.738
71	9.712	2:00.364
14	9.965	2:00.171
421	16.777	2:02.079
100	33.467	2:04.817
669	34.663	2:06.351
36	44.180	2:08.375
138	45.078	2:08.603
83	1:00.728	2:12.332
103	1:01.588	2:11.799
45	1:03.023	2:13.709
52	1:03.073	2:01.504
12	1:04.356	2:00.756
288	1:06.318	2:02.769
16	1:06.652	2:02.551
221	1:09.826	2:03.300
241	1:15.457	2:05.289
94	1:20.554	2:06.974
494	1:22.216	2:05.202
263	1:40.247	2:09.893
112	1:49.352	2:11.944
219	1:49.693	2:12.629
200	1:50.777	2:13.934
624	1:51.264	2:14.226

231	1:51.387	2:12.939
61	1:54.948	2:14.036

LAP 5 @ 10:37:58.921		
NO	BEHIND	LAP TIME

9		1:58.385
526	1 Lap	2:19.730
373	1 Lap	2:16.202
14	12.968	2:01.388
71	13.491	2:02.164
421	21.442	2:03.050
75	1 Lap	2:19.202
96	1 Lap	2:24.231
100	41.579	2:06.497
669	41.908	2:05.630
212	1 Lap	2:39.222
138	55.727	2:09.034
36	58.081	2:12.286
52	1:05.925	2:01.237
12	1:08.130	2:02.159
288	1:11.383	2:03.450
16	1:12.003	2:03.736
83	1:13.619	2:11.276
221	1:14.976	2:03.535
103	1:15.063	2:11.860
45	1:17.848	2:13.210
241	1:21.903	2:04.831
94	1:28.741	2:06.572
494	1:29.048	2:05.217
263	1:51.158	2:09.296

LAP 6 @ 10:39:59.009		
NO	BEHIND	LAP TIME

9		2:00.088
112	1 Lap	2:10.503
219	1 Lap	2:10.266
231	1 Lap	2:10.914
624	1 Lap	2:11.732
200	1 Lap	2:15.724
61	1 Lap	2:15.009
14	13.631	2:00.751
71	14.182	2:00.779
421	24.530	2:03.176
373	1 Lap	2:15.224
526	1 Lap	2:15.933
75	1 Lap	2:17.835
100	46.673	2:05.182
669	47.224	2:05.404
96	1 Lap	2:22.676
138	1:05.323	2:09.684
52	1:05.969	2:00.132
36	1:06.655	2:08.662
12	1:10.223	2:02.181
288	1:13.860	2:02.565
16	1:14.374	2:02.459
221	1:18.851	2:03.963
212	1 Lap	2:34.858
83	1:26.870	2:13.339
241	1:27.514	2:05.699
103	1:27.983	2:13.008
45	1:29.050	2:11.290
494	1:33.688	2:04.728
94	1:34.374	2:05.721

LAP 7 @ 10:41:58.484		
NO	BEHIND	LAP TIME

9		1:59.475
263	1 Lap	2:08.872
219	1 Lap	2:10.236
231	1 Lap	2:08.706
112	1 Lap	2:11.204
624	1 Lap	2:08.954
14	14.780	2:00.624
71	15.058	2:00.351
200	1 Lap	2:12.766
61	1 Lap	2:14.892
421	27.766	2:02.711
373	1 Lap	2:15.643
100	52.114	2:04.916
669	52.124	2:04.375
75	1 Lap	2:17.860
12	1:12.316	2:01.568
96	1 Lap	2:20.767
288	1:18.166	2:03.781
36	1:18.184	2:11.004
16	1:18.488	2:03.589
221	1:23.526	2:04.150
241	1:33.351	2:05.312
494	1:40.366	2:06.153
83	1:40.698	2:13.303
45	1:42.158	2:12.583
94	1:42.617	2:07.718
103	1:45.322	2:16.814
212	1 Lap	2:38.746

Weather / Track : Bright / Dry

Results can be found at [www.tsl-timing.com](http://www.tsl-timing.com)

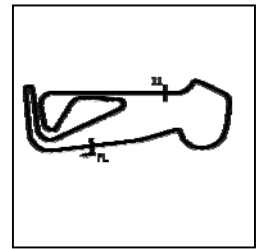
Snetterton 300  
Circuit Length = 2.9689 miles  
Start: 10:28 Flag 10:41 End: 10:44

Printed - 10:46 Sunday, 15 September 2019

# BMCRC - MRO Championships 2019 - Rnd 8 @ Snetterton

## L&W Contractors BMCRC Rookie 1000 & Rookie 600

### RACE 3 - SECTOR ANALYSIS



SECTOR 1 = FL to I1, SECTOR 2 = I1 to FL, DIFF = Difference To Personal Best Lap, P = Crossed Finish Line in Pit Lane, D = Time Disallowed

P1 9 1000 Luke DIXON		Bmw -				
IDEAL LAP TIME : 1:57.377		BEST LAP TIME : 1:57.437		DIFFERENCE : 0.060		
LAP	SECTOR 1	SECTOR 2	LAP TIME	MPH	DIFF	TIME OF DAY
1 -		39.708	2:05.736	85.00	8.299	10:30:06.140
2 -	1:18.089	<b>39.348</b>	<b>1:57.437 (1)</b>	<b>91.01</b>		<b>10:32:03.577</b>
3 -	<b>1:18.029</b>	39.988	1:58.017 (2)	90.56	0.580	10:34:01.594
4 -	1:18.475	40.467	1:58.942	89.85	1.505	10:36:00.536
5 -	1:18.898	39.487	1:58.385 (3)	90.28	0.948	10:37:58.921
6 -	1:18.909	41.179	2:00.088	89.00	2.651	10:39:59.009
7 -	1:18.414	41.061	1:59.475	89.45	2.038	10:41:58.484

P2 14 1000 Paul GALLINGTON		Honda - More Moto				
IDEAL LAP TIME : 2:00.020		BEST LAP TIME : 2:00.171		DIFFERENCE : 0.151		
LAP	SECTOR 1	SECTOR 2	LAP TIME	MPH	DIFF	TIME OF DAY
1 -		40.644	2:06.864	84.24	6.693	10:30:07.268
2 -	1:20.687	40.826	2:01.513	87.95	1.342	10:32:08.781
3 -	1:20.859	40.690	2:01.549	87.93	1.378	10:34:10.330
4 -	<b>1:19.917</b>	40.254	<b>2:00.171 (1)</b>	<b>88.94</b>		<b>10:36:10.501</b>
5 -	1:21.285	<b>40.103</b>	2:01.388	88.04	1.217	10:38:11.889
6 -	1:20.379	40.372	2:00.751 (3)	88.51	0.580	10:40:12.640
7 -	1:20.324	40.300	2:00.624 (2)	88.60	0.453	10:42:13.264

P3 71 1000 Seb JENKINS		Yamaha - Somebody please sponsor me!				
IDEAL LAP TIME : 1:59.474		BEST LAP TIME : 2:00.351		DIFFERENCE : 0.877		
LAP	SECTOR 1	SECTOR 2	LAP TIME	MPH	DIFF	TIME OF DAY
1 -		40.649	2:07.484	83.83	7.133	10:30:07.888
2 -	1:20.217	40.813	2:01.030	88.30	0.679	10:32:08.918
3 -	1:20.410	40.556	2:00.966	88.35	0.615	10:34:09.884
4 -	<b>1:19.808</b>	40.556	2:00.364 (2)	88.79	0.013	10:36:10.248
5 -	1:21.702	40.462	2:02.164	87.48	1.813	10:38:12.412
6 -	1:20.416	40.363	2:00.779 (3)	88.49	0.428	10:40:13.191
7 -	1:20.685	<b>39.666</b>	<b>2:00.351 (1)</b>	<b>88.80</b>		<b>10:42:13.542</b>

P4 421 1000 Daniel TINSLEY		Yamaha -				
IDEAL LAP TIME : 2:01.390		BEST LAP TIME : 2:01.813		DIFFERENCE : 0.423		
LAP	SECTOR 1	SECTOR 2	LAP TIME	MPH	DIFF	TIME OF DAY
1 -		41.279	2:10.719	81.76	8.906	10:30:11.123
2 -	1:20.784	41.029	<b>2:01.813 (1)</b>	<b>87.74</b>		<b>10:32:12.936</b>
3 -	1:21.357	<b>40.941</b>	2:02.298 (3)	87.39	0.485	10:34:15.234
4 -	<b>1:20.449</b>	41.630	2:02.079 (2)	87.55	0.266	10:36:17.313
5 -	1:21.650	41.400	2:03.050	86.85	1.237	10:38:20.363
6 -	1:21.262	41.914	2:03.176	86.77	1.363	10:40:23.539
7 -	1:20.941	41.770	2:02.711	87.09	0.898	10:42:26.250

P5 100 1000 James FEARN		Honda -				
IDEAL LAP TIME : 2:04.387		BEST LAP TIME : 2:04.817		DIFFERENCE : 0.430		
LAP	SECTOR 1	SECTOR 2	LAP TIME	MPH	DIFF	TIME OF DAY
1 -		42.725	2:14.552	79.43	9.735	10:30:14.956
2 -	1:25.190	42.155	2:07.345	83.93	2.528	10:32:22.301
3 -	1:24.185	42.700	2:06.885	84.23	2.068	10:34:29.186
4 -	1:23.280	<b>41.537</b>	<b>2:04.817 (1)</b>	<b>85.63</b>		<b>10:36:34.003</b>
5 -	1:23.513	42.984	2:06.497	84.49	1.680	10:38:40.500
6 -	1:23.318	41.864	2:05.182 (3)	85.38	0.365	10:40:45.682
7 -	<b>1:22.850</b>	42.066	2:04.916 (2)	85.56	0.099	10:42:50.598

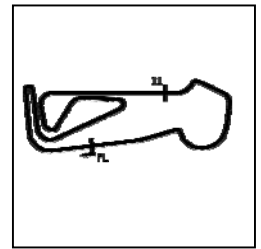
Weather / Track : Bright / Dry

Snetterton 300  
Circuit Length = 2.9689 miles  
Start: 10:28 Flag 10:41 End: 10:44

# BMCRC - MRO Championships 2019 - Rnd 8 @ Snetterton

## L&W Contractors BMCRC Rookie 1000 & Rookie 600

### RACE 3 - SECTOR ANALYSIS



SECTOR 1 = FL to I1, SECTOR 2 = I1 to FL, DIFF = Difference To Personal Best Lap, P = Crossed Finish Line in Pit Lane, D = Time Disallowed

P6 669 1000 Jonny HILL			Honda - Michael J Lonsdale Ltd HM Racing			
IDEAL LAP TIME : 2:04.375		BEST LAP TIME : 2:04.375	DIFFERENCE : 0.000			
LAP	SECTOR 1	SECTOR 2	LAP TIME	MPH	DIFF	TIME OF DAY
1 -		42.501	2:14.674	79.36	10.299	10:30:15.078
2 -	1:23.488	43.204	2:06.692	84.36	2.317	10:32:21.770
3 -	1:23.755	43.323	2:07.078	84.10	2.703	10:34:28.848
4 -	1:24.177	42.174	2:06.351	84.59	1.976	10:36:35.199
5 -	1:23.215	42.415	2:05.630 (3)	85.07	1.255	10:38:40.829
6 -	1:23.232	42.172	2:05.404 (2)	85.22	1.029	10:40:46.233
7 -	<b>1:22.477</b>	<b>41.898</b>	<b>2:04.375 (1)</b>	<b>85.93</b>		<b>10:42:50.608</b>

P7 12 600 Cedric BLOCH			Kawasaki - Brigit's Group & SDC Performance			
IDEAL LAP TIME : 2:00.756		BEST LAP TIME : 2:00.756	DIFFERENCE : 0.000			
LAP	SECTOR 1	SECTOR 2	LAP TIME	MPH	DIFF	TIME OF DAY
1 -		41.347	2:58.286	59.94	57.530	10:30:58.690
2 -	1:22.178	41.394	2:03.572	86.49	2.816	10:33:02.262
3 -	1:20.886	40.988	2:01.874 (3)	87.69	1.118	10:35:04.136
4 -	<b>1:20.132</b>	<b>40.624</b>	<b>2:00.756 (1)</b>	<b>88.50</b>		<b>10:37:04.892</b>
5 -	1:21.223	40.936	2:02.159	87.49	1.403	10:39:07.051
6 -	1:20.894	41.287	2:02.181	87.47	1.425	10:41:09.232
7 -	1:20.794	40.774	2:01.568 (2)	87.91	0.812	10:43:10.800

P8 288 600 Toby REYNOLDS			Honda - SKA Accountants Motorcycle tyres uk howesyourheati			
IDEAL LAP TIME : 2:02.003		BEST LAP TIME : 2:02.565	DIFFERENCE : 0.562			
LAP	SECTOR 1	SECTOR 2	LAP TIME	MPH	DIFF	TIME OF DAY
1 -		41.569	2:57.358	60.26	54.793	10:30:57.762
2 -	1:21.880	41.860	2:03.740	86.37	1.175	10:33:01.502
3 -	1:21.279	41.304	2:02.583 (2)	87.19	0.018	10:35:04.085
4 -	1:21.607	<b>41.162</b>	2:02.769 (3)	87.05	0.204	10:37:06.854
5 -	1:22.182	41.268	2:03.450	86.57	0.885	10:39:10.304
6 -	<b>1:20.841</b>	41.724	<b>2:02.565 (1)</b>	<b>87.20</b>		<b>10:41:12.869</b>
7 -	1:21.300	42.481	2:03.781	86.34	1.216	10:43:16.650

P9 36 1000 James WIGGINS			Kawasaki -			
IDEAL LAP TIME : 2:08.046		BEST LAP TIME : 2:08.375	DIFFERENCE : 0.329			
LAP	SECTOR 1	SECTOR 2	LAP TIME	MPH	DIFF	TIME OF DAY
1 -		43.587	2:16.258	78.43	7.883	10:30:16.662
2 -	1:27.041	43.482	2:10.523	81.88	2.148	10:32:27.185
3 -	1:25.505	43.651	2:09.156 (3)	82.75	0.781	10:34:36.341
4 -	<b>1:25.275</b>	43.100	<b>2:08.375 (1)</b>	<b>83.25</b>		<b>10:36:44.716</b>
5 -	1:28.988	43.298	2:12.286	80.79	3.911	10:38:57.002
6 -	1:25.891	<b>42.771</b>	2:08.662 (2)	83.07	0.287	10:41:05.664
7 -	1:25.586	45.418	2:11.004	81.58	2.629	10:43:16.668

P10 16 600 Tom VAUGHAN			Yamaha -			
IDEAL LAP TIME : 2:02.365		BEST LAP TIME : 2:02.459	DIFFERENCE : 0.094			
LAP	SECTOR 1	SECTOR 2	LAP TIME	MPH	DIFF	TIME OF DAY
1 -		41.662	2:58.060	60.02	55.601	10:30:58.464
2 -	1:22.297	41.412	2:03.709	86.39	1.250	10:33:02.173
3 -	1:21.016	41.448	2:02.464 (2)	87.27	0.005	10:35:04.637
4 -	1:21.143	<b>41.408</b>	2:02.551 (3)	87.21	0.092	10:37:07.188
5 -	1:21.855	41.881	2:03.736	86.37	1.277	10:39:10.924
6 -	<b>1:20.957</b>	41.502	<b>2:02.459 (1)</b>	<b>87.27</b>		<b>10:41:13.383</b>
7 -	1:21.570	42.019	2:03.589	86.48	1.130	10:43:16.972

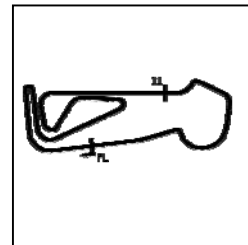
Weather / Track : Bright / Dry

Snetterton 300  
Circuit Length = 2.9689 miles  
Start: 10:28 Flag 10:41 End: 10:44

# BMCRC - MRO Championships 2019 - Rnd 8 @ Snetterton

## L&W Contractors BMCRC Rookie 1000 & Rookie 600

### RACE 3 - SECTOR ANALYSIS



SECTOR 1 = FL to I1, SECTOR 2 = I1 to FL, DIFF = Difference To Personal Best Lap, P = Crossed Finish Line in Pit Lane, D = Time Disallowed

P11 221 600		Matt VENN		Kawasaki - Unique People Recruitment		
IDEAL LAP TIME : 2:03.167		BEST LAP TIME : 2:03.224		DIFFERENCE : 0.057		
LAP	SECTOR 1	SECTOR 2	LAP TIME	MPH	DIFF	TIME OF DAY
1 -		41.846	2:58.957	59.72	55.733	10:30:59.361
2 -	1:22.929	41.548	2:04.477	85.86	1.253	10:33:03.838
3 -	<b>1:21.770</b>	41.454	<b>2:03.224 (1)</b>	<b>86.73</b>		<b>10:35:07.062</b>
4 -	1:21.903	<b>41.397</b>	2:03.300 (2)	86.68	0.076	10:37:10.362
5 -	1:22.132	41.403	2:03.535 (3)	86.51	0.311	10:39:13.897
6 -	1:21.945	42.018	2:03.963	86.21	0.739	10:41:17.860
7 -	1:22.233	41.917	2:04.150	86.09	0.926	10:43:22.010

P12 241 600		Wayne MORRIS		Kawasaki - Boyces speed shop Banbury/rpm performance		
IDEAL LAP TIME : 2:04.009		BEST LAP TIME : 2:04.393		DIFFERENCE : 0.384		
LAP	SECTOR 1	SECTOR 2	LAP TIME	MPH	DIFF	TIME OF DAY
1 -		42.873	3:01.140	59.00	56.747	10:31:01.544
2 -	1:22.970	41.797	2:04.767 (2)	85.66	0.374	10:33:06.311
3 -	1:23.016	<b>41.377</b>	<b>2:04.393 (1)</b>	<b>85.92</b>		<b>10:35:10.704</b>
4 -	1:23.387	41.902	2:05.289	85.30	0.896	10:37:15.993
5 -	1:23.054	41.777	2:04.831 (3)	85.62	0.438	10:39:20.824
6 -	<b>1:22.632</b>	43.067	2:05.699	85.02	1.306	10:41:26.523
7 -	1:23.537	41.775	2:05.312	85.29	0.919	10:43:31.835

P13 494 600		Jack ASHPOLE		Kawasaki -		
IDEAL LAP TIME : 2:04.728		BEST LAP TIME : 2:04.728		DIFFERENCE : 0.000		
LAP	SECTOR 1	SECTOR 2	LAP TIME	MPH	DIFF	TIME OF DAY
1 -		43.843	3:04.759	57.84	1:00.031	10:31:05.163
2 -	1:24.427	42.360	2:06.787	84.29	2.059	10:33:11.950
3 -	1:23.340	42.260	2:05.600	85.09	0.872	10:35:17.550
4 -	1:22.717	42.485	2:05.202 (2)	85.36	0.474	10:37:22.752
5 -	1:22.839	42.378	2:05.217 (3)	85.35	0.489	10:39:27.969
6 -	<b>1:22.617</b>	<b>42.111</b>	<b>2:04.728 (1)</b>	<b>85.69</b>		<b>10:41:32.697</b>
7 -	1:23.172	42.981	2:06.153	84.72	1.425	10:43:38.850

P14 83 1000		James PRESTON		S1000 -		
IDEAL LAP TIME : 2:10.774		BEST LAP TIME : 2:11.276		DIFFERENCE : 0.502		
LAP	SECTOR 1	SECTOR 2	LAP TIME	MPH	DIFF	TIME OF DAY
1 -		45.754	2:23.077	74.70	11.801	10:30:23.481
2 -	1:28.461	45.135	2:13.596	80.00	2.320	10:32:37.077
3 -	1:27.307	44.548	2:11.855 (2)	81.05	0.579	10:34:48.932
4 -	1:27.795	44.537	2:12.332 (3)	80.76	1.056	10:37:01.264
5 -	<b>1:26.272</b>	45.004	<b>2:11.276 (1)</b>	<b>81.41</b>		<b>10:39:12.540</b>
6 -	1:28.284	45.055	2:13.339	80.15	2.063	10:41:25.879
7 -	1:28.801	<b>44.502</b>	2:13.303	80.17	2.027	10:43:39.182

P15 45 1000		John FORTEY		Suzuki -		
IDEAL LAP TIME : 2:11.290		BEST LAP TIME : 2:11.290		DIFFERENCE : 0.000		
LAP	SECTOR 1	SECTOR 2	LAP TIME	MPH	DIFF	TIME OF DAY
1 -		45.490	2:22.512	74.99	11.222	10:30:22.916
2 -	1:28.577	45.137	2:13.714	79.93	2.424	10:32:36.630
3 -	1:28.106	45.114	2:13.220	80.22	1.930	10:34:49.850
4 -	1:28.943	44.766	2:13.709	79.93	2.419	10:37:03.559
5 -	1:28.880	44.330	2:13.210 (3)	80.23	1.920	10:39:16.769
6 -	<b>1:27.051</b>	<b>44.239</b>	<b>2:11.290 (1)</b>	<b>81.40</b>		<b>10:41:28.059</b>
7 -	1:28.145	44.438	2:12.583 (2)	80.61	1.293	10:43:40.642

Weather / Track : Bright / Dry

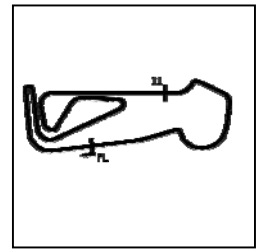
Snetterton 300  
Circuit Length = 2.9689 miles  
Start: 10:28 Flag 10:41 End: 10:44



# BMCRC - MRO Championships 2019 - Rnd 8 @ Snetterton

## L&W Contractors BMCRC Rookie 1000 & Rookie 600

### RACE 3 - SECTOR ANALYSIS



SECTOR 1 = FL to I1, SECTOR 2 = I1 to FL, DIFF = Difference To Personal Best Lap, P = Crossed Finish Line in Pit Lane, D = Time Disallowed

P16 94 600 Luke HOLLIS		Kawasaki - Team Hollis Racing				
IDEAL LAP TIME : 2:05.496		BEST LAP TIME : 2:05.721		DIFFERENCE : 0.225		
LAP	SECTOR 1	SECTOR 2	LAP TIME	MPH	DIFF	TIME OF DAY
1 -		42.924	3:00.840	59.10	55.119	10:31:01.244
2 -	1:23.656	<b>42.098</b>	2:05.754 (2)	84.99	0.033	10:33:06.998
3 -	1:24.121	42.997	2:07.118	84.08	1.397	10:35:14.116
4 -	1:24.241	42.733	2:06.974	84.17	1.253	10:37:21.090
5 -	1:23.875	42.697	2:06.572 (3)	84.44	0.851	10:39:27.662
6 -	<b>1:23.398</b>	42.323	<b>2:05.721 (1)</b>	<b>85.01</b>		<b>10:41:33.383</b>
7 -	1:24.551	43.167	2:07.718	83.68	1.997	10:43:41.101

P17 103 1000 Craig GOFFORD		Suzuki -				
IDEAL LAP TIME : 2:11.488		BEST LAP TIME : 2:11.799		DIFFERENCE : 0.311		
LAP	SECTOR 1	SECTOR 2	LAP TIME	MPH	DIFF	TIME OF DAY
1 -		45.849	2:23.007	74.73	11.208	10:30:23.411
2 -	1:28.351	45.581	2:13.932	79.80	2.133	10:32:37.343
3 -	1:28.116	44.866	2:12.982 (3)	80.37	1.183	10:34:50.325
4 -	1:27.251	44.548	<b>2:11.799 (1)</b>	<b>81.09</b>		<b>10:37:02.124</b>
5 -	1:27.560	<b>44.300</b>	2:11.860 (2)	81.05	0.061	10:39:13.984
6 -	<b>1:27.188</b>	45.820	2:13.008	80.35	1.209	10:41:26.992
7 -	1:27.985	48.829	2:16.814	78.12	5.015	10:43:43.806

P18 263 600 James TUCKER		Triumph -				
IDEAL LAP TIME : 2:08.872		BEST LAP TIME : 2:08.872		DIFFERENCE : 0.000		
LAP	SECTOR 1	SECTOR 2	LAP TIME	MPH	DIFF	TIME OF DAY
1 -		44.289	3:07.997	56.85	59.125	10:31:08.401
2 -	1:26.264	45.220	2:11.484	81.28	2.612	10:33:19.885
3 -	1:26.721	44.284	2:11.005	81.58	2.133	10:35:30.890
4 -	1:25.707	44.186	2:09.893 (3)	82.28	1.021	10:37:40.783
5 -	1:25.494	43.802	2:09.296 (2)	82.66	0.424	10:39:50.079
6 -	<b>1:25.205</b>	<b>43.667</b>	<b>2:08.872 (1)</b>	<b>82.93</b>		<b>10:41:58.951</b>

P19 219 600 Paul WRIGHT		Triumph - MICHAEL.J.LONSDALE				
IDEAL LAP TIME : 2:10.236		BEST LAP TIME : 2:10.236		DIFFERENCE : 0.000		
LAP	SECTOR 1	SECTOR 2	LAP TIME	MPH	DIFF	TIME OF DAY
1 -		45.372	3:10.244	56.18	1:00.008	10:31:10.648
2 -	1:27.335	45.286	2:12.621 (3)	80.59	2.385	10:33:23.269
3 -	1:28.966	45.365	2:14.331	79.56	4.095	10:35:37.600
4 -	1:28.432	44.197	2:12.629	80.58	2.393	10:37:50.229
5 -	1:26.469	43.797	2:10.266 (2)	82.04	0.030	10:40:00.495
6 -	<b>1:26.465</b>	<b>43.771</b>	<b>2:10.236 (1)</b>	<b>82.06</b>		<b>10:42:10.731</b>

P20 231 600 Craig MOORE		Yamaha - AM scaffolding ltd				
IDEAL LAP TIME : 2:08.202		BEST LAP TIME : 2:08.706		DIFFERENCE : 0.504		
LAP	SECTOR 1	SECTOR 2	LAP TIME	MPH	DIFF	TIME OF DAY
1 -		45.460	3:11.332	55.86	1:02.626	10:31:11.736
2 -	1:29.148	46.074	2:15.222	79.04	6.516	10:33:26.958
3 -	1:28.518	<b>43.508</b>	2:12.026 (3)	80.95	3.320	10:35:38.984
4 -	1:28.604	44.335	2:12.939	80.39	4.233	10:37:51.923
5 -	1:26.774	44.140	2:10.914 (2)	81.64	2.208	10:40:02.837
6 -	<b>1:24.694</b>	44.012	<b>2:08.706 (1)</b>	<b>83.04</b>		<b>10:42:11.543</b>

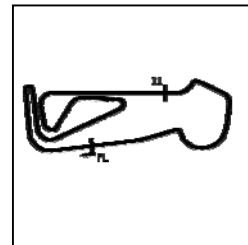
Weather / Track : Bright / Dry

Snetterton 300  
Circuit Length = 2.9689 miles  
Start: 10:28 Flag 10:41 End: 10:44

# BMCRC - MRO Championships 2019 - Rnd 8 @ Snetterton

## L&W Contractors BMCRC Rookie 1000 & Rookie 600

### RACE 3 - SECTOR ANALYSIS



SECTOR 1 = FL to I1, SECTOR 2 = I1 to FL, DIFF = Difference To Personal Best Lap, P = Crossed Finish Line in Pit Lane, D = Time Disallowed

P21 112 600 Jamie NAGY			Kawasaki - Steelmate			
IDEAL LAP TIME : 2:10.259		BEST LAP TIME : 2:10.503		DIFFERENCE : 0.244		
LAP	SECTOR 1	SECTOR 2	LAP TIME	MPH	DIFF	TIME OF DAY
1 -		45.166	3:09.905	56.28	59.402	10:31:10.309
2 -	1:28.059	45.328	2:13.387	80.12	2.884	10:33:23.696
3 -	1:28.113	46.135	2:14.248	79.61	3.745	10:35:37.944
4 -	1:27.686	44.258	2:11.944 (3)	81.00	1.441	10:37:49.888
5 -	<b>1:26.035</b>	44.468	<b>2:10.503 (1)</b>	<b>81.89</b>		<b>10:40:00.391</b>
6 -	1:26.980	<b>44.224</b>	2:11.204 (2)	81.46	0.701	10:42:11.595

P22 624 600 Matthew FEDRICK			Yamaha - Matthew Fedrick farriers ltd			
IDEAL LAP TIME : 2:08.954		BEST LAP TIME : 2:08.954		DIFFERENCE : 0.000		
LAP	SECTOR 1	SECTOR 2	LAP TIME	MPH	DIFF	TIME OF DAY
1 -		45.717	3:10.946	55.97	1:01.992	10:31:11.350
2 -	1:28.353	45.391	2:13.744	79.91	4.790	10:33:25.094
3 -	1:27.845	44.635	2:12.480 (3)	80.67	3.526	10:35:37.574
4 -	1:29.302	44.924	2:14.226	79.62	5.272	10:37:51.800
5 -	1:28.099	43.633	2:11.732 (2)	81.13	2.778	10:40:03.532
6 -	<b>1:25.644</b>	<b>43.310</b>	<b>2:08.954 (1)</b>	<b>82.88</b>		<b>10:42:12.486</b>

P23 200 600 Dan BURNHAM			Triumph - KY JAX RACING / DANIK GROUP			
IDEAL LAP TIME : 2:10.683		BEST LAP TIME : 2:12.766		DIFFERENCE : 2.083		
LAP	SECTOR 1	SECTOR 2	LAP TIME	MPH	DIFF	TIME OF DAY
1 -		<b>44.312</b>	3:04.733	57.85	51.967	10:31:05.137
2 -	<b>1:26.371</b>	51.378	2:17.749	77.59	4.983	10:33:22.886
3 -	1:28.803	45.690	2:14.493 (3)	79.46	1.727	10:35:37.379
4 -	1:29.485	44.449	2:13.934 (2)	79.80	1.168	10:37:51.313
5 -	1:26.617	49.107	2:15.724	78.74	2.958	10:40:07.037
6 -	1:28.017	44.749	<b>2:12.766 (1)</b>	<b>80.50</b>		<b>10:42:19.803</b>

P24 61 600 Adam SYMONDS			YAMAHA -			
IDEAL LAP TIME : 2:13.596		BEST LAP TIME : 2:14.036		DIFFERENCE : 0.440		
LAP	SECTOR 1	SECTOR 2	LAP TIME	MPH	DIFF	TIME OF DAY
1 -		<b>45.496</b>	3:10.929	55.97	56.893	10:31:11.333
2 -	1:29.364	45.678	2:15.042	79.14	1.006	10:33:26.375
3 -	1:29.056	46.017	2:15.073	79.12	1.037	10:35:41.448
4 -	<b>1:28.100</b>	45.936	<b>2:14.036 (1)</b>	<b>79.74</b>		<b>10:37:55.484</b>
5 -	1:29.176	45.833	2:15.009 (3)	79.16	0.973	10:40:10.493
6 -	1:29.177	45.715	2:14.892 (2)	79.23	0.856	10:42:25.385

P25 373 600 Peter PARAPANOS			Honda -			
IDEAL LAP TIME : 2:15.029		BEST LAP TIME : 2:15.224		DIFFERENCE : 0.195		
LAP	SECTOR 1	SECTOR 2	LAP TIME	MPH	DIFF	TIME OF DAY
1 -		53.471	3:21.413	53.06	1:06.189	10:31:21.817
2 -	1:31.622	45.631	2:17.253	77.87	2.029	10:33:39.070
3 -	1:29.538	45.721	2:15.259 (2)	79.01	0.035	10:35:54.329
4 -	1:29.822	46.380	2:16.202	78.47	0.978	10:38:10.531
5 -	1:29.713	<b>45.511</b>	<b>2:15.224 (1)</b>	<b>79.03</b>		<b>10:40:25.755</b>
6 -	<b>1:29.518</b>	46.125	2:15.643 (3)	78.79	0.419	10:42:41.398

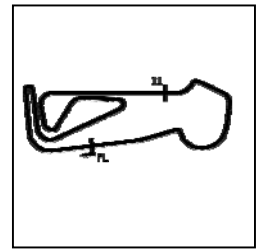
Weather / Track : Bright / Dry

Snetterton 300  
Circuit Length = 2.9689 miles  
Start: 10:28 Flag 10:41 End: 10:44

# BMCRC - MRO Championships 2019 - Rnd 8 @ Snetterton

## L&W Contractors BMCRC Rookie 1000 & Rookie 600

### RACE 3 - SECTOR ANALYSIS



SECTOR 1 = FL to I1, SECTOR 2 = I1 to FL, DIFF = Difference To Personal Best Lap, P = Crossed Finish Line in Pit Lane, D = Time Disallowed

P26 75 600 James HOARE		Triumph -				
IDEAL LAP TIME : 2:17.634		BEST LAP TIME : 2:17.835				
		DIFFERENCE : 0.201				
LAP	SECTOR 1	SECTOR 2	LAP TIME	MPH	DIFF	TIME OF DAY
1 -		53.329	3:25.288	52.06	1:07.453	10:31:25.692
2 -	1:33.085	47.245	2:20.330	76.16	2.495	10:33:46.022
3 -	1:32.693	47.397	2:20.090	76.29	2.255	10:36:06.112
4 -	1:32.267	46.935	2:19.202 (3)	76.78	1.367	10:38:25.314
5 -	1:31.307	<b>46.528</b>	<b>2:17.835 (1)</b>	<b>77.54</b>		<b>10:40:43.149</b>
6 -	<b>1:31.106</b>	46.754	2:17.860 (2)	77.52	0.025	10:43:01.009

P27 96 600 Giovanni BELIOSSI		Honda - ASR Accident Storage Recovery				
IDEAL LAP TIME :		BEST LAP TIME : 2:20.767				
		DIFFERENCE :				
LAP	SECTOR 1	SECTOR 2	LAP TIME	MPH	DIFF	TIME OF DAY
1 -			3:19.687	53.52	58.920	10:31:20.091
2 -			2:24.955	73.73	4.188	10:33:45.046
3 -			2:23.738 (3)	74.35	2.971	10:36:08.784
4 -			2:24.231	74.10	3.464	10:38:33.015
5 -			2:22.676 (2)	74.91	1.909	10:40:55.691
6 -			<b>2:20.767 (1)</b>	<b>75.92</b>		<b>10:43:16.458</b>

P28 212 1000 Tim BENNETT		Yamaha - www.maxpowerracing.uk				
IDEAL LAP TIME : 2:34.858		BEST LAP TIME : 2:34.858				
		DIFFERENCE : 0.000				
LAP	SECTOR 1	SECTOR 2	LAP TIME	MPH	DIFF	TIME OF DAY
1 -		55.449	2:46.463	64.20	11.605	10:30:46.867
2 -	1:44.027	54.931	2:38.958	67.23	4.100	10:33:25.825
3 -	1:44.073	54.616	2:38.689 (2)	67.35	3.831	10:36:04.514
4 -	1:44.095	55.127	2:39.222	67.12	4.364	10:38:43.736
5 -	<b>1:41.651</b>	<b>53.207</b>	<b>2:34.858 (1)</b>	<b>69.01</b>		<b>10:41:18.594</b>
6 -	1:44.046	54.700	2:38.746 (3)	67.32	3.888	10:43:57.340

P29 138 1000 Mike LONG		Kawasaki - True heroes racing				
IDEAL LAP TIME : 2:07.617		BEST LAP TIME : 2:08.603				
		DIFFERENCE : 0.986				
LAP	SECTOR 1	SECTOR 2	LAP TIME	MPH	DIFF	TIME OF DAY
1 -		43.924	2:17.393	77.79	8.790	10:30:17.797
2 -	1:26.295	43.710	2:10.005	82.21	1.402	10:32:27.802
3 -	1:26.537	<b>42.672</b>	2:09.209 (3)	82.71	0.606	10:34:37.011
4 -	<b>1:24.945</b>	43.658	<b>2:08.603 (1)</b>	<b>83.10</b>		<b>10:36:45.614</b>
5 -	1:25.618	43.416	2:09.034 (2)	82.83	0.431	10:38:54.648
6 -	1:26.433	43.251	2:09.684	82.41	1.081	10:41:04.332

P30 52 600 Elliot FRICKER		Honda - Ride in bike tyres				
IDEAL LAP TIME : 2:00.132		BEST LAP TIME : 2:00.132				
		DIFFERENCE : 0.000				
LAP	SECTOR 1	SECTOR 2	LAP TIME	MPH	DIFF	TIME OF DAY
1 -		41.761	2:57.725	60.13	57.593	10:30:58.129
2 -	1:21.493	40.816	2:02.309	87.38	2.177	10:33:00.438
3 -	1:20.830	40.837	2:01.667	87.84	1.535	10:35:02.105
4 -	1:20.376	41.128	2:01.504 (3)	87.96	1.372	10:37:03.609
5 -	1:20.513	40.724	2:01.237 (2)	88.15	1.105	10:39:04.846
6 -	<b>1:19.871</b>	<b>40.261</b>	<b>2:00.132 (1)</b>	<b>88.96</b>		<b>10:41:04.978</b>

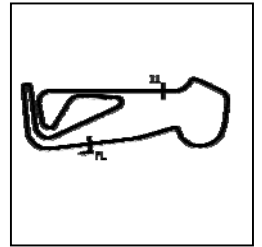
Weather / Track : Bright / Dry

Snetterton 300  
Circuit Length = 2.9689 miles  
Start: 10:28 Flag 10:41 End: 10:44

# BMCRC - MRO Championships 2019 - Rnd 8 @ Snetterton

## L&W Contractors BMCRC Rookie 1000 & Rookie 600

### RACE 3 - SECTOR ANALYSIS



SECTOR 1 = FL to I1, SECTOR 2 = I1 to FL, DIFF = Difference To Personal Best Lap, P = Crossed Finish Line in Pit Lane, D = Time Disallowed

P31 526 600 Michael ARMANI			Honda -			
IDEAL LAP TIME : 2:15.144		BEST LAP TIME : 2:15.933		DIFFERENCE : 0.789		
LAP	SECTOR 1	SECTOR 2	LAP TIME	MPH	DIFF	TIME OF DAY
1 -		46.279	3:12.201	55.60	56.268	10:31:12.605
2 -	1:29.887	46.894	2:16.781 (2)	78.14	0.848	10:33:29.386
3 -	1:32.506	48.547	2:21.053	75.77	5.120	10:35:50.439
4 -	1:33.220	46.510	2:19.730 (3)	76.49	3.797	10:38:10.169
5 -	1:30.326	<b>45.607</b>	<b>2:15.933 (1)</b>	<b>78.62</b>		<b>10:40:26.102</b>

# BMCRC - MRO Championships 2019 - Rnd 8 @ Snetterton

## L&W Contractors BMCRC Rookie 1000 & Rookie 600

### RACE 3 - BEST SECTORS

SECTOR 1			SECTOR 2			IDEAL / BEST COMPARISON						
POS	NO	NAME	TIME	NO	NAME	TIME	POS	NO	NAME	IDEAL	BEST	DIFF
									<b>PERFECT LAP</b>	<b>1:57.377</b>		
1	9	DIXON	<b>1:18.029</b>	9	DIXON	<b>39.348</b>	1	9	DIXON	1:57.377	1:57.437	0.060
2	71	JENKINS	<b>1:19.808</b>	71	JENKINS	<b>39.666</b>	2	71	JENKINS	1:59.474	2:00.351	0.877
3	52	FRICKER	<b>1:19.871</b>	14	GALLINGTON	<b>40.103</b>	3	14	GALLINGTON	2:00.020	2:00.171	0.151
4	14	GALLINGTON	<b>1:19.917</b>	52	FRICKER	<b>40.261</b>	4	52	FRICKER	2:00.132	2:00.132	0.000
5	12	BLOCH	<b>1:20.132</b>	12	BLOCH	<b>40.624</b>	5	12	BLOCH	2:00.756	2:00.756	0.000
6	421	TINSLEY	<b>1:20.449</b>	421	TINSLEY	<b>40.941</b>	6	421	TINSLEY	2:01.390	2:01.813	0.423
7	288	REYNOLDS	<b>1:20.841</b>	288	REYNOLDS	<b>41.162</b>	7	288	REYNOLDS	2:02.003	2:02.565	0.562
8	16	VAUGHAN	<b>1:20.957</b>	241	MORRIS	<b>41.377</b>	8	16	VAUGHAN	2:02.365	2:02.459	0.094
9	221	VENN	<b>1:21.770</b>	221	VENN	<b>41.397</b>	9	221	VENN	2:03.167	2:03.224	0.057
10	669	HILL	<b>1:22.477</b>	16	VAUGHAN	<b>41.408</b>	10	241	MORRIS	2:04.009	2:04.393	0.384
11	494	ASHPOLE	<b>1:22.617</b>	100	FEARN	<b>41.537</b>	11	669	HILL	2:04.375	2:04.375	0.000
12	241	MORRIS	<b>1:22.632</b>	669	HILL	<b>41.898</b>	12	100	FEARN	2:04.387	2:04.817	0.430
13	100	FEARN	<b>1:22.850</b>	94	HOLLIS	<b>42.098</b>	13	494	ASHPOLE	2:04.728	2:04.728	0.000
14	94	HOLLIS	<b>1:23.398</b>	494	ASHPOLE	<b>42.111</b>	14	94	HOLLIS	2:05.496	2:05.721	0.225
15	231	MOORE	<b>1:24.694</b>	138	LONG	<b>42.672</b>	15	138	LONG	2:07.617	2:08.603	0.986
16	138	LONG	<b>1:24.945</b>	36	WIGGINS	<b>42.771</b>	16	36	WIGGINS	2:08.046	2:08.375	0.329
17	263	TUCKER	<b>1:25.205</b>	624	FEDRICK	<b>43.310</b>	17	231	MOORE	2:08.202	2:08.706	0.504
18	36	WIGGINS	<b>1:25.275</b>	231	MOORE	<b>43.508</b>	18	263	TUCKER	2:08.872	2:08.872	0.000
19	624	FEDRICK	<b>1:25.644</b>	263	TUCKER	<b>43.667</b>	19	624	FEDRICK	2:08.954	2:08.954	0.000
20	112	NAGY	<b>1:26.035</b>	219	WRIGHT	<b>43.771</b>	20	219	WRIGHT	2:10.236	2:10.236	0.000
21	83	PRESTON	<b>1:26.272</b>	112	NAGY	<b>44.224</b>	21	112	NAGY	2:10.259	2:10.503	0.244
22	200	BURNHAM	<b>1:26.371</b>	45	FORTEY	<b>44.239</b>	22	200	BURNHAM	2:10.683	2:12.766	2.083
23	219	WRIGHT	<b>1:26.465</b>	103	GOFFORD	<b>44.300</b>	23	83	PRESTON	2:10.774	2:11.276	0.502
24	45	FORTEY	<b>1:27.051</b>	200	BURNHAM	<b>44.312</b>	24	45	FORTEY	2:11.290	2:11.290	0.000
25	103	GOFFORD	<b>1:27.188</b>	83	PRESTON	<b>44.502</b>	25	103	GOFFORD	2:11.488	2:11.799	0.311
26	61	SYMONDS	<b>1:28.100</b>	61	SYMONDS	<b>45.496</b>	26	61	SYMONDS	2:13.596	2:14.036	0.440
27	373	PARAPANOS	<b>1:29.518</b>	373	PARAPANOS	<b>45.511</b>	27	373	PARAPANOS	2:15.029	2:15.224	0.195
28	526	ARMANI	<b>1:29.537</b>	526	ARMANI	<b>45.607</b>	28	526	ARMANI	2:15.144	2:15.933	0.789
29	75	HOARE	<b>1:31.106</b>	75	HOARE	<b>46.528</b>	29	75	HOARE	2:17.634	2:17.835	0.201
30	212	BENNETT	<b>1:41.651</b>	212	BENNETT	<b>53.207</b>	30	212	BENNETT	2:34.858	2:34.858	0.000
31							31	96	BELIOSSI		2:20.767	

Weather / Track : Bright / Dry

Results can be found at [www.tsl-timing.com](http://www.tsl-timing.com)

Snetterton 300

Circuit Length = 2.9689 miles

Start: 10:28 Flag 10:41 End: 10:44

Printed - 10:46 Sunday, 15 September 2019

# BMCRC - MRO Championships 2019 - Rnd 8 @ Snetterton

## L&W Contractors BMCRC Rookie 1000 & Rookie 600

### RACE 12 - GRID (7 Laps)



CONTRACTORS LTD

ROW 13	1	38	54	Colin SMITH	37	96	Giovanni BELIOSSI	2:20.767				
ROW 12	36	75	James HOARE	2:17.835	35	526	Michael ARMANI	2:15.933	34	373	Peter PARAPANOS	2:15.224
ROW 11	33	61	Adam SYMONDS	2:14.036	32	200	Dan BURNHAM	2:12.766	31	112	Jamie NAGY	2:10.503
ROW 10	30	219	Paul WRIGHT	2:10.236	29	624	Matthew FEDRICK	2:08.954	28	263	James TUCKER	2:08.872
ROW 9	27	231	Craig MOORE	2:08.706	26	94	Luke HOLLIS	2:05.721	25	494	Jack ASHPOLE	2:04.728
ROW 8	24	241	Wayne MORRIS	2:04.393	23	221	Matt VENN	2:03.224	22	288	Toby REYNOLDS	2:02.565
ROW 7	21	16	Tom VAUGHAN	2:02.459	20	12	Cedric BLOCH	2:00.756	19	52	Elliot FRICKER	2:00.132
ROW 6	18				17				16			
ROW 5	15				14				13	180	Mark OVEL	
ROW 4	12	212	Tim BENNETT	2:34.858	11	103	Craig GOFFORD	2:11.799	10	45	John FORTEY	2:11.290
ROW 3	9	83	James PRESTON	2:11.276	8	138	Mike LONG	2:08.603	7	36	James WIGGINS	2:08.375
ROW 2	6	100	James FEARN	2:04.817	5	669	Jonny HILL	2:04.375	4	421	Daniel TINSLEY	2:01.813
ROW 1	3	71	Seb JENKINS	2:00.351	2	14	Paul GALLINGTON	2:00.171	1	9	Luke DIXON	1:57.437
<b>Pole</b>												

Snetterton 300  
Circuit Length = 2.9689 miles

These results are provisional until the conclusion of any judicial and technical matters.

Clerk Of Course :	Steward :	Timekeeper :
-------------------	-----------	--------------

Results can be found at [www.tsl-timing.com](http://www.tsl-timing.com)

Printed - 10:48 Sunday, 15 September 2019



# BMCRC - MRO Championships 2019 - Rnd 8 @ Snetterton

## L&W Contractors BMCRC Rookie 1000 & Rookie 600

### RACE 12 - CLASSIFICATION



CONTRACTORS LTD

POS	NO	CL	PIC NAME	ENTRY	LAPS	TIME	GAP	DIFF	MPH	BEST	ON
1	71	1000	1 Seb JENKINS	Yamaha - Somebody please sponsor me!	7	14:14.729			87.53	2:00.140	2
2	14	1000	2 Paul GALLINGTON	Honda - More Moto	7	14:31.614	16.885	16.885	85.83	2:02.669	4
3	421	1000	3 Daniel TINSLEY	Yamaha -	7	14:43.692	28.963	12.078	84.66	2:03.552	3
4	100	1000	4 James FEARN	Honda -	7	14:47.204	32.475	3.512	84.32	2:04.660	6
5	16	600	1 Tom VAUGHAN	Yamaha -	7	15:22.888	1:08.159	35.684	81.06	2:02.699	5
6	288	600	2 Toby REYNOLDS	Honda - SKA Accountants Motorcycle tyres uk how	7	15:23.391	1:08.662	0.503	81.02	2:02.656	5
7	669	1000	5 Jonny HILL	Honda - Michael J Lonsdale ltd HM Racing	7	15:25.595	1:10.866	2.204	80.83	2:08.693	3
8	221	600	3 Matt VENN	Kawasaki - Unique People Recruitment	7	15:26.014	1:11.285	0.419	80.79	2:03.420	4
9	241	600	4 Wayne MORRIS	Kawasaki - Boyces speed shop Banbury/rpm perfor	7	15:29.441	1:14.712	3.427	80.49	2:03.559	3
10	83	1000	6 James PRESTON	S1000 -	7	15:31.662	1:16.933	2.221	80.30	2:09.833	7
11	45	1000	7 John FORTEY	Suzuki -	7	15:32.011	1:17.282	0.349	80.27	2:10.591	4
12	138	1000	8 Mike LONG	Kawasaki - True heroes racing	7	15:35.732	1:21.003	3.721	79.95	2:08.785	5
13	103	1000	9 Craig GOFFORD	Suzuki -	7	15:36.780	1:22.051	1.048	79.86	2:11.840	6
14	94	600	5 Luke HOLLIS	Kawasaki - Team Hollis Racing	7	15:37.556	1:22.827	0.776	79.79	2:05.354	3
15	494	600	6 Jack ASHPOLE	Kawasaki -	7	15:47.552	1:32.823	9.996	78.95	2:05.982	4
16	263	600	7 James TUCKER	Triumph -	7	15:55.632	1:40.903	8.080	78.29	2:07.567	6
17	112	600	8 Jamie NAGY	Kawasaki - Steelmate	7	16:17.436	2:02.707	21.804	76.54	2:09.623	6
18	200	600	9 Dan BURNHAM	Triumph - KY JAX RACING / DANIK GROUP	7	16:18.417	2:03.688	0.981	76.46	2:10.746	5
19	624	600	10 Matthew FEDRICK	Yamaha - Matthew Fedrick farriers ltd	7	16:21.463	2:06.734	3.046	76.22	2:10.477	6
20	219	600	11 Paul WRIGHT	Triumph - MICHAEL J. LONSDALE	7	16:23.169	2:08.440	1.706	76.09	2:09.641	6
21	61	600	12 Adam SYMONDS	YAMAHA -	6	14:22.389	1 Lap	1 Lap	74.36	2:12.563	6
22	373	600	13 Peter PARAPANOS	Honda -	6	14:25.992	1 Lap	3.603	74.05	2:13.638	4
23	526	600	14 Michael ARMANI	Honda -	6	15:03.083	1 Lap	37.091	71.01	2:19.712	4
24	75	600	15 James HOARE	Triumph -	6	15:14.658	1 Lap	11.575	70.11	2:20.227	5
25	212	1000	10 Tim BENNETT	Yamaha - www.maxpowerracing.uk	6	16:23.520	1 Lap	1:08.862	65.20	2:39.256	5

#### NOT CLASSIFIED

DNF	9	1000	Luke DIXON	Bmw -	6	12:06.597	1 Lap		88.25	1:59.182	5
DNF	231	600	Craig MOORE	Yamaha - AM scaffolding ltd	4	9:45.036	3 Laps	2 Laps	73.07	2:11.088	3
DNF	36	1000	James WIGGINS	Kawasaki -	0						
DNF	52	600	Elliot FRICKER	Honda - Ride in bike tyres	0						
DNF	96	600	Giovanni BELIOSSI	Honda - ASR Accident Storage Recovery	0						

#### FASTEST LAP

9	1000	Luke DIXON	Bmw -	5	1:59.182	89.67 mph	144.32 kph
288	600	Toby REYNOLDS	Honda - SKA Accountants Motorcycle tyres uk how	5	2:02.656	87.13 mph	140.23 kph

Class 1000 - 92.5% of Race Speed = 80.96 mph

Class 600 - 92.5% of Race Speed = 74.98 mph

Snetterton 300

Circuit Length = 2.9689 miles

Start: 14:32 Flag 14:46 End: 14:49

Weather / Track : Cloudy / Dry

These results are provisional until the conclusion of any judicial and technical matters.

Clerk Of Course :	Steward :	Timekeeper :
-------------------	-----------	--------------

Results can be found at [www.tsl-timing.com](http://www.tsl-timing.com)

Printed - 14:49 Sunday, 15 September 2019



# BMCR - MRO Championships 2019 - Rnd 8 @ Snetterton

## L&W Contractors BMCR Rookie 1000 & Rookie 600

### RACE 12 - LAP CHART

#### LAP 1 @ 14:34:39.970

NO	BEHIND	LAP TIME
9		2:07.585
71	0.125	2:07.710
14	2.316	2:09.901
421	4.207	2:11.792
669	4.626	2:12.211
100	6.848	2:14.433
45	13.578	2:21.163
103	13.918	2:21.503
83	14.115	2:21.700
138	17.468	2:25.053
212	46.236	2:53.821
288	52.803	3:00.388
16	53.033	3:00.618
221	53.478	3:01.063
94	54.938	3:02.523
241	55.146	3:02.731
263	57.490	3:05.075
494	59.000	3:06.585
231	1:00.691	3:08.276
200	1:01.476	3:09.061
112	1:02.277	3:09.862
624	1:02.465	3:10.050
219	1:03.180	3:10.765
373	1:05.335	3:12.920
61	1:06.019	3:13.604
526	1:10.190	3:17.775
75	1:20.553	3:28.138

#### LAP 2 @ 14:36:40.235

NO	BEHIND	LAP TIME
71		2:00.140
9	1.094	2:01.359
14	5.617	2:03.566
421	8.160	2:04.218
669	13.152	2:08.791
100	13.636	2:07.053
45	25.420	2:12.107
103	26.448	2:12.795
83	26.618	2:12.768
138	35.353	2:18.150
288	56.822	2:04.284
16	56.887	2:04.119
221	57.298	2:04.085
94	1:01.431	2:06.758
241	1:01.662	2:06.781
263	1:06.276	2:09.051
494	1:07.076	2:08.341
231	1:12.945	2:12.519
200	1:13.980	2:12.769
112	1:14.473	2:12.461
219	1:15.112	2:12.197
624	1:15.701	2:13.501
373	1:19.875	2:14.805
61	1:20.086	2:14.332
526	1:31.423	2:21.498
212	1:32.243	2:46.272
75	1:41.580	2:21.292

#### LAP 3 @ 14:38:40.427

NO	BEHIND	LAP TIME
71		2:00.192

9	0.353	1:59.451
14	8.212	2:02.787
421	11.520	2:03.552
100	19.153	2:05.709
669	21.653	2:08.693
45	36.058	2:10.830
103	38.368	2:12.112
83	38.602	2:12.176
138	46.315	2:11.154
288	1:00.984	2:04.354
16	1:01.096	2:04.401
221	1:01.606	2:04.500
241	1:05.029	2:03.559
94	1:06.593	2:05.354
494	1:14.001	2:07.117
263	1:15.903	2:09.819
231	1:23.841	2:11.088
200	1:25.535	2:11.747
219	1:26.099	2:11.179
624	1:26.907	2:11.398
112	1:28.366	2:14.085
61	1:33.933	2:14.039
373	1:35.363	2:15.680
526	1:52.787	2:21.556

#### LAP 4 @ 14:40:40.022

NO	BEHIND	LAP TIME
9		1:59.242
71	1.198	2:00.793
75	1 Lap	2:21.170
14	11.286	2:02.669
212	1 Lap	2:42.202
421	15.740	2:03.815
100	25.039	2:05.481
669	31.130	2:09.072
45	47.054	2:10.591
83	51.386	2:12.379
103	51.509	2:12.736
138	57.161	2:10.441
288	1:04.792	2:03.403
16	1:04.981	2:03.480
221	1:05.431	2:03.420
241	1:09.526	2:04.092
94	1:12.877	2:05.879
494	1:20.388	2:05.982
263	1:24.303	2:07.995
200	1:37.228	2:11.288
231	1:37.399	2:13.153
219	1:38.527	2:12.023
624	1:38.880	2:11.568
112	1:39.889	2:11.118
61	1:48.357	2:14.019
373	1:49.406	2:13.638

#### LAP 5 @ 14:42:39.204

NO	BEHIND	LAP TIME
9		1:59.182
71	3.480	2:01.464
526	1 Lap	2:19.712
14	15.781	2:03.677
421	21.402	2:04.844
75	1 Lap	2:22.968
100	30.924	2:05.067
669	46.548	2:14.600

212	1 Lap	2:41.563
45	59.388	2:11.516
83	1:04.192	2:11.988
103	1:05.261	2:12.934
138	1:06.764	2:08.785
288	1:08.266	2:02.656
16	1:08.498	2:02.699
221	1:10.216	2:03.967
241	1:14.080	2:03.736
94	1:19.578	2:05.883
494	1:27.605	2:06.399
263	1:32.723	2:07.602
200	1:48.792	2:10.746
219	1:50.247	2:10.902
112	1:50.826	2:10.119
624	1:52.723	2:13.025

#### LAP 6 @ 14:44:38.982

NO	BEHIND	LAP TIME
9		1:59.778
61	1 Lap	2:13.832
71	5.230	2:01.528
373	1 Lap	2:14.959
14	19.084	2:03.081
421	27.078	2:05.454
100	35.806	2:04.660
526	1 Lap	2:22.521
75	1 Lap	2:20.227
669	1:03.048	2:16.278
288	1:12.499	2:04.011
16	1:12.612	2:03.892
45	1:13.210	2:13.600
221	1:14.826	2:04.388
83	1:15.232	2:10.818
103	1:17.323	2:11.840
138	1:17.631	2:10.645
241	1:18.314	2:04.012
94	1:25.495	2:05.695
494	1:34.832	2:07.005
212	1 Lap	2:39.256
263	1:40.512	2:07.567
219	2:00.110	2:09.641
112	2:00.671	2:09.623
200	2:01.063	2:12.049
624	2:03.422	2:10.477

#### LAP 7 @ 14:46:47.114

NO	BEHIND	LAP TIME
71		2:02.902
61	1 Lap	2:12.563
373	1 Lap	2:13.990
14	16.885	2:05.933
421	28.963	2:10.017
100	32.475	2:04.801
526	1 Lap	2:20.021
75	1 Lap	2:20.863
16	1:08.159	2:03.679
288	1:08.662	2:04.295
669	1:10.866	2:15.950
221	1:11.285	2:04.591
241	1:14.712	2:04.530
83	1:16.933	2:09.833
45	1:17.282	2:12.204
138	1:21.003	2:11.504

103	1:22.051	2:12.860
94	1:22.827	2:05.464
494	1:32.823	2:06.123
263	1:40.903	2:08.523
112	2:02.707	2:10.168
200	2:03.688	2:10.757
624	2:06.734	2:11.444
219	2:08.440	2:16.462
212	1 Lap	2:40.406

Weather / Track : Cloudy / Dry

Results can be found at [www.tsl-timing.com](http://www.tsl-timing.com)

Snetterton 300

Circuit Length = 2.9689 miles

Start: 14:32 Flag 14:46 End: 14:49

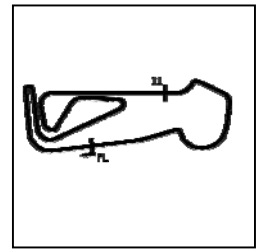
Printed - 14:50 Sunday, 15 September 2019



# BMCRC - MRO Championships 2019 - Rnd 8 @ Snetterton

## L&W Contractors BMCRC Rookie 1000 & Rookie 600

### RACE 12 - SECTOR ANALYSIS



SECTOR 1 = FL to I1, SECTOR 2 = I1 to FL, DIFF = Difference To Personal Best Lap, P = Crossed Finish Line in Pit Lane, D = Time Disallowed

<b>P1</b>	<b>71 1000</b>	<b>Seb JENKINS</b>	Yamaha - Somebody please sponsor me!			
IDEAL LAP TIME : 1:59.790		BEST LAP TIME : 2:00.140		DIFFERENCE : 0.350		

LAP	SECTOR 1	SECTOR 2	LAP TIME	MPH	DIFF	TIME OF DAY
1 -		41.308	2:07.710	83.68	7.570	14:34:40.095
2 -	<b>1:19.707</b>	40.433	<b>2:00.140 (1)</b>	<b>88.96</b>		<b>14:36:40.235</b>
3 -	1:20.109	<b>40.083</b>	2:00.192 (2)	88.92	0.052	14:38:40.427
4 -	1:20.368	40.425	2:00.793 (3)	88.48	0.653	14:40:41.220
5 -	1:20.840	40.624	2:01.464	87.99	1.324	14:42:42.684
6 -	1:20.936	40.592	2:01.528	87.94	1.388	14:44:44.212
7 -	1:21.934	40.968	2:02.902	86.96	2.762	14:46:47.114

<b>P2</b>	<b>14 1000</b>	<b>Paul GALLINGTON</b>	Honda - More Moto			
IDEAL LAP TIME : 2:01.967		BEST LAP TIME : 2:02.669		DIFFERENCE : 0.702		

LAP	SECTOR 1	SECTOR 2	LAP TIME	MPH	DIFF	TIME OF DAY
1 -		41.569	2:09.901	82.27	7.232	14:34:42.286
2 -	1:22.036	41.530	2:03.566	86.49	0.897	14:36:45.852
3 -	1:21.977	<b>40.810</b>	2:02.787 (2)	87.04	0.118	14:38:48.639
4 -	<b>1:21.157</b>	41.512	<b>2:02.669 (1)</b>	<b>87.12</b>		<b>14:40:51.308</b>
5 -	1:22.447	41.230	2:03.677	86.41	1.008	14:42:54.985
6 -	1:22.250	40.831	2:03.081 (3)	86.83	0.412	14:44:58.066
7 -	1:24.219	41.714	2:05.933	84.87	3.264	14:47:03.999

<b>P3</b>	<b>421 1000</b>	<b>Daniel TINSLEY</b>	Yamaha -			
IDEAL LAP TIME : 2:03.283		BEST LAP TIME : 2:03.552		DIFFERENCE : 0.269		

LAP	SECTOR 1	SECTOR 2	LAP TIME	MPH	DIFF	TIME OF DAY
1 -		42.101	2:11.792	81.09	8.240	14:34:44.177
2 -	1:21.986	42.232	2:04.218 (3)	86.04	0.666	14:36:48.395
3 -	1:21.666	<b>41.886</b>	<b>2:03.552 (1)</b>	<b>86.50</b>		<b>14:38:51.947</b>
4 -	<b>1:21.397</b>	42.418	2:03.815 (2)	86.32	0.263	14:40:55.762
5 -	1:22.429	42.415	2:04.844	85.61	1.292	14:43:00.606
6 -	1:23.228	42.226	2:05.454	85.19	1.902	14:45:06.060
7 -	1:24.870	45.147	2:10.017	82.20	6.465	14:47:16.077

<b>P4</b>	<b>100 1000</b>	<b>James FEARN</b>	Honda -			
IDEAL LAP TIME : 2:04.522		BEST LAP TIME : 2:04.660		DIFFERENCE : 0.138		

LAP	SECTOR 1	SECTOR 2	LAP TIME	MPH	DIFF	TIME OF DAY
1 -		42.960	2:14.433	79.50	9.773	14:34:46.818
2 -	1:24.165	42.888	2:07.053	84.12	2.393	14:36:53.871
3 -	1:23.429	42.280	2:05.709	85.02	1.049	14:38:59.580
4 -	1:23.557	41.924	2:05.481	85.17	0.821	14:41:05.061
5 -	1:23.086	41.981	2:05.067 (3)	85.45	0.407	14:43:10.128
6 -	<b>1:22.841</b>	41.819	<b>2:04.660 (1)</b>	<b>85.73</b>		<b>14:45:14.788</b>
7 -	1:23.120	<b>41.681</b>	2:04.801 (2)	85.64	0.141	14:47:19.589

<b>P5</b>	<b>16 600</b>	<b>Tom VAUGHAN</b>	Yamaha -			
IDEAL LAP TIME : 2:02.488		BEST LAP TIME : 2:02.699		DIFFERENCE : 0.211		

LAP	SECTOR 1	SECTOR 2	LAP TIME	MPH	DIFF	TIME OF DAY
1 -		42.212	3:00.618	59.17	57.919	14:35:33.003
2 -	1:22.422	41.697	2:04.119	86.11	1.420	14:37:37.122
3 -	1:22.257	42.144	2:04.401	85.91	1.702	14:39:41.523
4 -	1:22.273	41.207	2:03.480 (2)	86.55	0.781	14:41:45.003
5 -	1:21.682	<b>41.017</b>	<b>2:02.699 (1)</b>	<b>87.10</b>		<b>14:43:47.702</b>
6 -	1:22.160	41.732	2:03.892	86.26	1.193	14:45:51.594
7 -	<b>1:21.471</b>	42.208	2:03.679 (3)	86.41	0.980	14:47:55.273

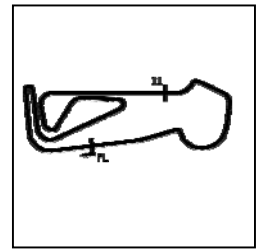
Weather / Track : Cloudy / Dry

Snetterton 300  
Circuit Length = 2.9689 miles  
Start: 14:32 Flag 14:46 End: 14:49

# BMCRC - MRO Championships 2019 - Rnd 8 @ Snetterton

## L&W Contractors BMCRC Rookie 1000 & Rookie 600

### RACE 12 - SECTOR ANALYSIS



SECTOR 1 = FL to I1, SECTOR 2 = I1 to FL, DIFF = Difference To Personal Best Lap, P = Crossed Finish Line in Pit Lane, D = Time Disallowed

P6 288 600 Toby REYNOLDS			Honda - SKA Accountants Motorcycle tyres uk howesyourheati			
IDEAL LAP TIME : 2:02.656			BEST LAP TIME : 2:02.656		DIFFERENCE : 0.000	
LAP	SECTOR 1	SECTOR 2	LAP TIME	MPH	DIFF	TIME OF DAY
1 -		42.398	3:00.388	59.25	57.732	14:35:32.773
2 -	1:22.440	41.844	2:04.284	85.99	1.628	14:37:37.057
3 -	1:22.489	41.865	2:04.354	85.94	1.698	14:39:41.411
4 -	1:22.118	41.285	2:03.403 (2)	86.61	0.747	14:41:44.814
5 -	<b>1:21.564</b>	<b>41.092</b>	<b>2:02.656 (1)</b>	<b>87.13</b>		<b>14:43:47.470</b>
6 -	1:22.141	41.870	2:04.011 (3)	86.18	1.355	14:45:51.481
7 -	1:21.894	42.401	2:04.295	85.98	1.639	14:47:55.776

P7 669 1000 Jonny HILL			Honda - Michael J Lonsdale ltd HM Racing			
IDEAL LAP TIME : 2:07.327			BEST LAP TIME : 2:08.693		DIFFERENCE : 1.366	
LAP	SECTOR 1	SECTOR 2	LAP TIME	MPH	DIFF	TIME OF DAY
1 -		<b>42.564</b>	2:12.211	80.84	3.518	14:34:44.596
2 -	1:24.903	43.888	2:08.791 (2)	82.98	0.098	14:36:53.387
3 -	<b>1:24.763</b>	43.930	<b>2:08.693 (1)</b>	<b>83.05</b>		<b>14:39:02.080</b>
4 -	1:25.007	44.065	2:09.072 (3)	82.80	0.379	14:41:11.152
5 -	1:29.400	45.200	2:14.600	79.40	5.907	14:43:25.752
6 -	1:29.957	46.321	2:16.278	78.42	7.585	14:45:42.030
7 -	1:30.410	45.540	2:15.950	78.61	7.257	14:47:57.980

P8 221 600 Matt VENN			Kawasaki - Unique People Recruitment			
IDEAL LAP TIME : 2:03.420			BEST LAP TIME : 2:03.420		DIFFERENCE : 0.000	
LAP	SECTOR 1	SECTOR 2	LAP TIME	MPH	DIFF	TIME OF DAY
1 -		42.415	3:01.063	59.02	57.643	14:35:33.448
2 -	1:22.281	41.804	2:04.085 (3)	86.13	0.665	14:37:37.533
3 -	1:22.329	42.171	2:04.500	85.84	1.080	14:39:42.033
4 -	<b>1:21.946</b>	<b>41.474</b>	<b>2:03.420 (1)</b>	<b>86.59</b>		<b>14:41:45.453</b>
5 -	1:22.032	41.935	2:03.967 (2)	86.21	0.547	14:43:49.420
6 -	1:22.200	42.188	2:04.388	85.92	0.968	14:45:53.808
7 -	1:22.301	42.290	2:04.591	85.78	1.171	14:47:58.399

P9 241 600 Wayne MORRIS			Kawasaki - Boyces speed shop Banbury/rpm performance			
IDEAL LAP TIME : 2:03.455			BEST LAP TIME : 2:03.559		DIFFERENCE : 0.104	
LAP	SECTOR 1	SECTOR 2	LAP TIME	MPH	DIFF	TIME OF DAY
1 -		42.852	3:02.731	58.49	59.172	14:35:35.116
2 -	1:24.290	42.491	2:06.781	84.30	3.222	14:37:41.897
3 -	1:22.278	<b>41.281</b>	<b>2:03.559 (1)</b>	<b>86.50</b>		<b>14:39:45.456</b>
4 -	1:22.478	41.614	2:04.092	86.13	0.533	14:41:49.548
5 -	<b>1:22.174</b>	41.562	2:03.736 (2)	86.37	0.177	14:43:53.284
6 -	1:22.266	41.746	2:04.012 (3)	86.18	0.453	14:45:57.296
7 -	1:22.984	41.546	2:04.530	85.82	0.971	14:48:01.826

P10 83 1000 James PRESTON			S1000 -			
IDEAL LAP TIME : 2:09.779			BEST LAP TIME : 2:09.833		DIFFERENCE : 0.054	
LAP	SECTOR 1	SECTOR 2	LAP TIME	MPH	DIFF	TIME OF DAY
1 -		45.350	2:21.700	75.42	11.867	14:34:54.085
2 -	1:28.170	44.598	2:12.768	80.50	2.935	14:37:06.853
3 -	1:27.784	44.392	2:12.176	80.86	2.343	14:39:19.029
4 -	1:27.634	44.745	2:12.379	80.73	2.546	14:41:31.408
5 -	<b>1:26.392</b>	45.596	2:11.988 (3)	80.97	2.155	14:43:43.396
6 -	1:27.387	43.431	2:10.818 (2)	81.70	0.985	14:45:54.214
7 -	1:26.446	<b>43.387</b>	<b>2:09.833 (1)</b>	<b>82.32</b>		<b>14:48:04.047</b>

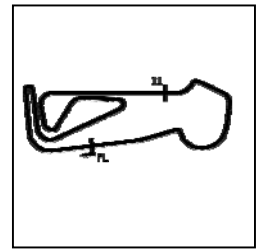
Weather / Track : Cloudy / Dry

Snetterton 300  
Circuit Length = 2.9689 miles  
Start: 14:32 Flag 14:46 End: 14:49

# BMCRC - MRO Championships 2019 - Rnd 8 @ Snetterton

## L&W Contractors BMCRC Rookie 1000 & Rookie 600

### RACE 12 - SECTOR ANALYSIS



SECTOR 1 = FL to I1, SECTOR 2 = I1 to FL, DIFF = Difference To Personal Best Lap, P = Crossed Finish Line in Pit Lane, D = Time Disallowed

P11 45 1000 John FORTEY			Suzuki -			
IDEAL LAP TIME : 2:10.005		BEST LAP TIME : 2:10.591		DIFFERENCE : 0.586		
LAP	SECTOR 1	SECTOR 2	LAP TIME	MPH	DIFF	TIME OF DAY
1 -		45.610	2:21.163	75.71	10.572	14:34:53.548
2 -	1:27.701	44.406	2:12.107	80.90	1.516	14:37:05.655
3 -	<b>1:26.032</b>	44.798	2:10.830 (2)	81.69	0.239	14:39:16.485
4 -	1:26.568	44.023	<b>2:10.591 (1)</b>	<b>81.84</b>		<b>14:41:27.076</b>
5 -	1:27.183	44.333	2:11.516 (3)	81.26	0.925	14:43:38.592
6 -	1:28.542	45.058	2:13.600	80.00	3.009	14:45:52.192
7 -	1:28.231	<b>43.973</b>	2:12.204	80.84	1.613	14:48:04.396

P12 138 1000 Mike LONG			Kawasaki - True heroes racing			
IDEAL LAP TIME : 2:08.785		BEST LAP TIME : 2:08.785		DIFFERENCE : 0.000		
LAP	SECTOR 1	SECTOR 2	LAP TIME	MPH	DIFF	TIME OF DAY
1 -		51.055	2:25.053	73.68	16.268	14:34:57.438
2 -	1:27.407	50.743	2:18.150	77.36	9.365	14:37:15.588
3 -	1:27.564	43.590	2:11.154	81.49	2.369	14:39:26.742
4 -	1:26.497	43.944	2:10.441 (2)	81.93	1.656	14:41:37.183
5 -	<b>1:25.837</b>	<b>42.948</b>	<b>2:08.785 (1)</b>	<b>82.99</b>		<b>14:43:45.968</b>
6 -	1:27.187	43.458	2:10.645 (3)	81.81	1.860	14:45:56.613
7 -	1:27.741	43.763	2:11.504	81.27	2.719	14:48:08.117

P13 103 1000 Craig GOFFORD			Suzuki -			
IDEAL LAP TIME : 2:11.840		BEST LAP TIME : 2:11.840		DIFFERENCE : 0.000		
LAP	SECTOR 1	SECTOR 2	LAP TIME	MPH	DIFF	TIME OF DAY
1 -		45.362	2:21.503	75.53	9.663	14:34:53.888
2 -	1:27.805	44.990	2:12.795	80.48	0.955	14:37:06.683
3 -	1:27.750	44.362	2:12.112 (2)	80.90	0.272	14:39:18.795
4 -	1:27.628	45.108	2:12.736 (3)	80.52	0.896	14:41:31.531
5 -	1:28.008	44.926	2:12.934	80.40	1.094	14:43:44.465
6 -	<b>1:27.607</b>	<b>44.233</b>	<b>2:11.840 (1)</b>	<b>81.06</b>		<b>14:45:56.305</b>
7 -	1:28.175	44.685	2:12.860	80.44	1.020	14:48:09.165

P14 94 600 Luke HOLLIS			Kawasaki - Team Hollis Racing			
IDEAL LAP TIME : 2:05.175		BEST LAP TIME : 2:05.354		DIFFERENCE : 0.179		
LAP	SECTOR 1	SECTOR 2	LAP TIME	MPH	DIFF	TIME OF DAY
1 -		43.028	3:02.523	58.55	57.169	14:35:34.908
2 -	1:24.127	42.631	2:06.758	84.31	1.404	14:37:41.666
3 -	1:23.233	<b>42.121</b>	<b>2:05.354 (1)</b>	<b>85.26</b>		<b>14:39:47.020</b>
4 -	1:23.330	42.549	2:05.879	84.90	0.525	14:41:52.899
5 -	1:23.389	42.494	2:05.883	84.90	0.529	14:43:58.782
6 -	<b>1:23.054</b>	42.641	2:05.695 (3)	85.03	0.341	14:46:04.477
7 -	1:23.176	42.288	2:05.464 (2)	85.18	0.110	14:48:09.941

P15 494 600 Jack ASHPOLE			Kawasaki -			
IDEAL LAP TIME : 2:05.807		BEST LAP TIME : 2:05.982		DIFFERENCE : 0.175		
LAP	SECTOR 1	SECTOR 2	LAP TIME	MPH	DIFF	TIME OF DAY
1 -		44.077	3:06.585	57.28	1:00.603	14:35:38.970
2 -	1:24.378	43.963	2:08.341	83.27	2.359	14:37:47.311
3 -	1:24.135	42.982	2:07.117	84.08	1.135	14:39:54.428
4 -	<b>1:23.575</b>	42.407	<b>2:05.982 (1)</b>	<b>84.83</b>		<b>14:42:00.410</b>
5 -	1:24.167	<b>42.232</b>	2:06.399 (3)	84.55	0.417	14:44:06.809
6 -	1:23.623	43.382	2:07.005	84.15	1.023	14:46:13.814
7 -	1:23.723	42.400	2:06.123 (2)	84.74	0.141	14:48:19.937

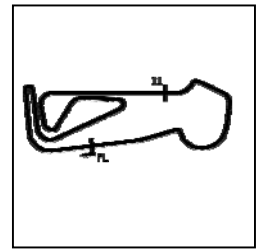
Weather / Track : Cloudy / Dry

Snetterton 300  
Circuit Length = 2.9689 miles  
Start: 14:32 Flag 14:46 End: 14:49

# BMCRC - MRO Championships 2019 - Rnd 8 @ Snetterton

## L&W Contractors BMCRC Rookie 1000 & Rookie 600

### RACE 12 - SECTOR ANALYSIS



SECTOR 1 = FL to I1, SECTOR 2 = I1 to FL, DIFF = Difference To Personal Best Lap, P = Crossed Finish Line in Pit Lane, D = Time Disallowed

P16 263 600 James TUCKER			Triumph -			
IDEAL LAP TIME : 2:07.558		BEST LAP TIME : 2:07.567		DIFFERENCE : 0.009		
LAP	SECTOR 1	SECTOR 2	LAP TIME	MPH	DIFF	TIME OF DAY
1 -		43.555	3:05.075	57.74	57.508	14:35:37.460
2 -	1:25.346	43.705	2:09.051	82.82	1.484	14:37:46.511
3 -	1:26.529	43.290	2:09.819	82.33	2.252	14:39:56.330
4 -	1:24.794	43.201	2:07.995 (3)	83.50	0.428	14:42:04.325
5 -	1:24.649	<b>42.953</b>	2:07.602 (2)	83.76	0.035	14:44:11.927
6 -	<b>1:24.605</b>	42.962	<b>2:07.567 (1)</b>	<b>83.78</b>		<b>14:46:19.494</b>
7 -	1:25.035	43.488	2:08.523	83.16	0.956	14:48:28.017

P17 112 600 Jamie NAGY			Kawasaki - Steelmate			
IDEAL LAP TIME : 2:09.623		BEST LAP TIME : 2:09.623		DIFFERENCE : 0.000		
LAP	SECTOR 1	SECTOR 2	LAP TIME	MPH	DIFF	TIME OF DAY
1 -		44.953	3:09.862	56.29	1:00.239	14:35:42.247
2 -	1:27.747	44.714	2:12.461	80.68	2.838	14:37:54.708
3 -	1:29.229	44.856	2:14.085	79.71	4.462	14:40:08.793
4 -	1:26.798	44.320	2:11.118	81.51	1.495	14:42:19.911
5 -	1:26.475	43.644	2:10.119 (2)	82.14	0.496	14:44:30.030
6 -	<b>1:26.195</b>	<b>43.428</b>	<b>2:09.623 (1)</b>	<b>82.45</b>		<b>14:46:39.653</b>
7 -	1:26.293	43.875	2:10.168 (3)	82.10	0.545	14:48:49.821

P18 200 600 Dan BURNHAM			Triumph - KY JAX RACING / DANIK GROUP			
IDEAL LAP TIME : 2:10.081		BEST LAP TIME : 2:10.746		DIFFERENCE : 0.665		
LAP	SECTOR 1	SECTOR 2	LAP TIME	MPH	DIFF	TIME OF DAY
1 -		44.965	3:09.061	56.53	58.315	14:35:41.446
2 -	1:28.295	44.474	2:12.769	80.50	2.023	14:37:54.215
3 -	1:27.587	<b>44.160</b>	2:11.747	81.12	1.001	14:40:05.962
4 -	<b>1:25.921</b>	45.367	2:11.288 (3)	81.40	0.542	14:42:17.250
5 -	1:26.395	44.351	<b>2:10.746 (1)</b>	<b>81.74</b>		<b>14:44:27.996</b>
6 -	1:27.796	44.253	2:12.049	80.94	1.303	14:46:40.045
7 -	1:26.297	44.460	2:10.757 (2)	81.74	0.011	14:48:50.802

P19 624 600 Matthew FEDRICK			Yamaha - Matthew Fedrick farriers ltd			
IDEAL LAP TIME : 2:09.922		BEST LAP TIME : 2:10.477		DIFFERENCE : 0.555		
LAP	SECTOR 1	SECTOR 2	LAP TIME	MPH	DIFF	TIME OF DAY
1 -		44.807	3:10.050	56.23	59.573	14:35:42.435
2 -	1:28.909	44.592	2:13.501	80.05	3.024	14:37:55.936
3 -	1:27.831	<b>43.567</b>	2:11.398 (2)	81.34	0.921	14:40:07.334
4 -	1:27.790	43.778	2:11.568	81.23	1.091	14:42:18.902
5 -	1:27.953	45.072	2:13.025	80.34	2.548	14:44:31.927
6 -	<b>1:26.355</b>	44.122	<b>2:10.477 (1)</b>	<b>81.91</b>		<b>14:46:42.404</b>
7 -	1:26.783	44.661	2:11.444 (3)	81.31	0.967	14:48:53.848

P20 219 600 Paul WRIGHT			Triumph - MICHAEL.J.LONSDALE			
IDEAL LAP TIME : 2:09.565		BEST LAP TIME : 2:09.641		DIFFERENCE : 0.076		
LAP	SECTOR 1	SECTOR 2	LAP TIME	MPH	DIFF	TIME OF DAY
1 -		45.844	3:10.765	56.02	1:01.124	14:35:43.150
2 -	1:27.283	44.914	2:12.197	80.84	2.556	14:37:55.347
3 -	1:27.198	43.981	2:11.179 (3)	81.47	1.538	14:40:06.526
4 -	1:27.772	44.251	2:12.023	80.95	2.382	14:42:18.549
5 -	1:27.344	<b>43.558</b>	2:10.902 (2)	81.64	1.261	14:44:29.451
6 -	<b>1:26.007</b>	43.634	<b>2:09.641 (1)</b>	<b>82.44</b>		<b>14:46:39.092</b>
7 -	1:26.906	49.556	2:16.462	78.32	6.821	14:48:55.554

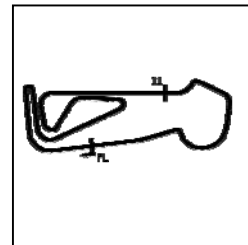
Weather / Track : Cloudy / Dry

Snetterton 300  
Circuit Length = 2.9689 miles  
Start: 14:32 Flag 14:46 End: 14:49

# BMCRC - MRO Championships 2019 - Rnd 8 @ Snetterton

## L&W Contractors BMCRC Rookie 1000 & Rookie 600

### RACE 12 - SECTOR ANALYSIS



SECTOR 1 = FL to I1, SECTOR 2 = I1 to FL, DIFF = Difference To Personal Best Lap, P = Crossed Finish Line in Pit Lane, D = Time Disallowed

P21 61 600 Adam SYMONDS			YAMAHA -			
IDEAL LAP TIME : 2:12.371		BEST LAP TIME : 2:12.563		DIFFERENCE : 0.192		
LAP	SECTOR 1	SECTOR 2	LAP TIME	MPH	DIFF	TIME OF DAY
1 -		45.882	3:13.604	55.20	1:01.041	14:35:45.989
2 -	1:28.858	45.474	2:14.332	79.56	1.769	14:38:00.321
3 -	1:29.274	<b>44.765</b>	2:14.039	79.73	1.476	14:40:14.360
4 -	1:28.813	45.206	2:14.019 (3)	79.75	1.456	14:42:28.379
5 -	1:28.744	45.088	2:13.832 (2)	79.86	1.269	14:44:42.211
6 -	<b>1:27.606</b>	44.957	<b>2:12.563 (1)</b>	<b>80.62</b>		<b>14:46:54.774</b>

P22 373 600 Peter PARAPANOS			Honda -			
IDEAL LAP TIME : 2:13.618		BEST LAP TIME : 2:13.638		DIFFERENCE : 0.020		
LAP	SECTOR 1	SECTOR 2	LAP TIME	MPH	DIFF	TIME OF DAY
1 -		45.308	3:12.920	55.40	59.282	14:35:45.305
2 -	1:29.024	45.781	2:14.805 (3)	79.28	1.167	14:38:00.110
3 -	1:30.401	<b>45.279</b>	2:15.680	78.77	2.042	14:40:15.790
4 -	<b>1:28.339</b>	45.299	<b>2:13.638 (1)</b>	<b>79.97</b>		<b>14:42:29.428</b>
5 -	1:29.677	45.282	2:14.959	79.19	1.321	14:44:44.387
6 -	1:28.607	45.383	2:13.990 (2)	79.76	0.352	14:46:58.377

P23 526 600 Michael ARMANI			Honda -			
IDEAL LAP TIME : 2:19.381		BEST LAP TIME : 2:19.712		DIFFERENCE : 0.331		
LAP	SECTOR 1	SECTOR 2	LAP TIME	MPH	DIFF	TIME OF DAY
1 -		47.370	3:17.775	54.04	58.063	14:35:50.160
2 -	1:33.226	48.272	2:21.498 (3)	75.53	1.786	14:38:11.658
3 -	1:33.048	48.508	2:21.556	75.50	1.844	14:40:33.214
4 -	<b>1:32.203</b>	47.509	<b>2:19.712 (1)</b>	<b>76.50</b>		<b>14:42:52.926</b>
5 -	1:33.576	48.945	2:22.521	74.99	2.809	14:45:15.447
6 -	1:32.843	<b>47.178</b>	2:20.021 (2)	76.33	0.309	14:47:35.468

P24 75 600 James HOARE			Triumph -			
IDEAL LAP TIME : 2:20.227		BEST LAP TIME : 2:20.227		DIFFERENCE : 0.000		
LAP	SECTOR 1	SECTOR 2	LAP TIME	MPH	DIFF	TIME OF DAY
1 -		54.759	3:28.138	51.35	1:07.911	14:36:00.523
2 -	1:33.549	47.743	2:21.292	75.64	1.065	14:38:21.815
3 -	1:33.481	47.689	2:21.170 (3)	75.71	0.943	14:40:42.985
4 -	1:35.364	47.604	2:22.968	74.75	2.741	14:43:05.953
5 -	<b>1:32.646</b>	<b>47.581</b>	<b>2:20.227 (1)</b>	<b>76.21</b>		<b>14:45:26.180</b>
6 -	1:33.148	47.715	2:20.863 (2)	75.87	0.636	14:47:47.043

P25 212 1000 Tim BENNETT			Yamaha - www.maxpowerracing.uk			
IDEAL LAP TIME : 2:39.256		BEST LAP TIME : 2:39.256		DIFFERENCE : 0.000		
LAP	SECTOR 1	SECTOR 2	LAP TIME	MPH	DIFF	TIME OF DAY
1 -		59.385	2:53.821	61.48	14.565	14:35:26.206
2 -	1:48.084	58.188	2:46.272	64.28	7.016	14:38:12.478
3 -	1:46.250	55.952	2:42.202	65.89	2.946	14:40:54.680
4 -	1:45.145	56.418	2:41.563 (3)	66.15	2.307	14:43:36.243
5 -	<b>1:43.805</b>	<b>55.451</b>	<b>2:39.256 (1)</b>	<b>67.11</b>		<b>14:46:15.499</b>
6 -	1:44.726	55.680	2:40.406 (2)	66.63	1.150	14:48:55.905

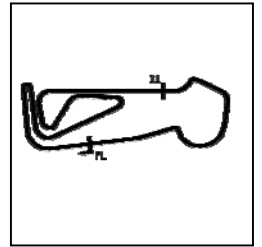
Weather / Track : Cloudy / Dry

Snetterton 300  
Circuit Length = 2.9689 miles  
Start: 14:32 Flag 14:46 End: 14:49

# BMCRC - MRO Championships 2019 - Rnd 8 @ Snetterton

## L&W Contractors BMCRC Rookie 1000 & Rookie 600

### RACE 12 - SECTOR ANALYSIS



SECTOR 1 = FL to I1, SECTOR 2 = I1 to FL, DIFF = Difference To Personal Best Lap, P = Crossed Finish Line in Pit Lane, D = Time Disallowed

P26 9 1000 Luke DIXON			Bmw -			
IDEAL LAP TIME : 1:58.957		BEST LAP TIME : 1:59.182		DIFFERENCE : 0.225		
LAP	SECTOR 1	SECTOR 2	LAP TIME	MPH	DIFF	TIME OF DAY
1 -		41.461	2:07.585	83.77	8.403	14:34:39.970
2 -	1:19.979	41.380	2:01.359	88.06	2.177	14:36:41.329
3 -	1:19.433	<b>40.018</b>	1:59.451 (3)	89.47	0.269	14:38:40.780
4 -	<b>1:18.939</b>	40.303	1:59.242 (2)	89.63	0.060	14:40:40.022
5 -	1:19.098	40.084	<b>1:59.182 (1)</b>	<b>89.67</b>		<b>14:42:39.204</b>
6 -	1:19.738	40.040	1:59.778	89.23	0.596	14:44:38.982

P27 231 600 Craig MOORE			Yamaha - AM scaffolding ltd			
IDEAL LAP TIME : 2:11.088		BEST LAP TIME : 2:11.088		DIFFERENCE : 0.000		
LAP	SECTOR 1	SECTOR 2	LAP TIME	MPH	DIFF	TIME OF DAY
1 -		44.587	3:08.276	56.76	57.188	14:35:40.661
2 -	1:27.715	44.804	2:12.519 (2)	80.65	1.431	14:37:53.180
3 -	<b>1:26.607</b>	<b>44.481</b>	<b>2:11.088 (1)</b>	<b>81.53</b>		<b>14:40:04.268</b>
4 -	1:27.595	45.558	2:13.153 (3)	80.26	2.065	14:42:17.421

Weather / Track : Cloudy / Dry

Results can be found at [www.tsl-timing.com](http://www.tsl-timing.com)

Page 6 of 6

Snetterton 300  
 Circuit Length = 2.9689 miles  
 Start: 14:32 Flag 14:46 End: 14:49

Printed - 14:50 Sunday, 15 September 2019

# BMCRC - MRO Championships 2019 - Rnd 8 @ Snetterton

## L&W Contractors BMCRC Rookie 1000 & Rookie 600

### RACE 12 - BEST SECTORS

SECTOR 1			SECTOR 2			IDEAL / BEST COMPARISON						
POS	NO	NAME	TIME	NO	NAME	TIME	POS	NO	NAME	IDEAL	BEST	DIFF
									<b>PERFECT LAP</b>	<b>1:58.957</b>		
1	9	DIXON	<b>1:18.939</b>	9	DIXON	<b>40.018</b>	1	9	DIXON	1:58.957	1:59.182	0.225
2	71	JENKINS	<b>1:19.707</b>	71	JENKINS	<b>40.083</b>	2	71	JENKINS	1:59.790	2:00.140	0.350
3	14	GALLINGTON	<b>1:21.157</b>	14	GALLINGTON	<b>40.810</b>	3	14	GALLINGTON	2:01.967	2:02.669	0.702
4	421	TINSLEY	<b>1:21.397</b>	16	VAUGHAN	<b>41.017</b>	4	16	VAUGHAN	2:02.488	2:02.699	0.211
5	16	VAUGHAN	<b>1:21.471</b>	288	REYNOLDS	<b>41.092</b>	5	288	REYNOLDS	2:02.656	2:02.656	0.000
6	288	REYNOLDS	<b>1:21.564</b>	241	MORRIS	<b>41.281</b>	6	421	TINSLEY	2:03.283	2:03.552	0.269
7	221	VENN	<b>1:21.946</b>	221	VENN	<b>41.474</b>	7	221	VENN	2:03.420	2:03.420	0.000
8	241	MORRIS	<b>1:22.174</b>	100	FEARN	<b>41.681</b>	8	241	MORRIS	2:03.455	2:03.559	0.104
9	100	FEARN	<b>1:22.841</b>	421	TINSLEY	<b>41.886</b>	9	100	FEARN	2:04.522	2:04.660	0.138
10	94	HOLLIS	<b>1:23.054</b>	94	HOLLIS	<b>42.121</b>	10	94	HOLLIS	2:05.175	2:05.354	0.179
11	494	ASHPOLE	<b>1:23.575</b>	494	ASHPOLE	<b>42.232</b>	11	494	ASHPOLE	2:05.807	2:05.982	0.175
12	263	TUCKER	<b>1:24.605</b>	669	HILL	<b>42.564</b>	12	669	HILL	2:07.327	2:08.693	1.366
13	669	HILL	<b>1:24.763</b>	138	LONG	<b>42.948</b>	13	263	TUCKER	2:07.558	2:07.567	0.009
14	138	LONG	<b>1:25.837</b>	263	TUCKER	<b>42.953</b>	14	138	LONG	2:08.785	2:08.785	0.000
15	200	BURNHAM	<b>1:25.921</b>	83	PRESTON	<b>43.387</b>	15	219	WRIGHT	2:09.565	2:09.641	0.076
16	219	WRIGHT	<b>1:26.007</b>	112	NAGY	<b>43.428</b>	16	112	NAGY	2:09.623	2:09.623	0.000
17	45	FORTEY	<b>1:26.032</b>	219	WRIGHT	<b>43.558</b>	17	83	PRESTON	2:09.779	2:09.833	0.054
18	112	NAGY	<b>1:26.195</b>	624	FEDRICK	<b>43.567</b>	18	624	FEDRICK	2:09.922	2:10.477	0.555
19	624	FEDRICK	<b>1:26.355</b>	45	FORTEY	<b>43.973</b>	19	45	FORTEY	2:10.005	2:10.591	0.586
20	83	PRESTON	<b>1:26.392</b>	200	BURNHAM	<b>44.160</b>	20	200	BURNHAM	2:10.081	2:10.746	0.665
21	231	MOORE	<b>1:26.607</b>	103	GOFFORD	<b>44.233</b>	21	231	MOORE	2:11.088	2:11.088	0.000
22	61	SYMONDS	<b>1:27.606</b>	231	MOORE	<b>44.481</b>	22	103	GOFFORD	2:11.840	2:11.840	0.000
23	103	GOFFORD	<b>1:27.607</b>	61	SYMONDS	<b>44.765</b>	23	61	SYMONDS	2:12.371	2:12.563	0.192
24	373	PARAPANOS	<b>1:28.339</b>	373	PARAPANOS	<b>45.279</b>	24	373	PARAPANOS	2:13.618	2:13.638	0.020
25	526	ARMANI	<b>1:32.203</b>	526	ARMANI	<b>47.178</b>	25	526	ARMANI	2:19.381	2:19.712	0.331
26	75	HOARE	<b>1:32.646</b>	75	HOARE	<b>47.581</b>	26	75	HOARE	2:20.227	2:20.227	0.000
27	212	BENNETT	<b>1:43.805</b>	212	BENNETT	<b>55.451</b>	27	212	BENNETT	2:39.256	2:39.256	0.000
28												
29												
30												

Weather / Track : Cloudy / Dry

Results can be found at [www.tsl-timing.com](http://www.tsl-timing.com)

Snetterton 300

Circuit Length = 2.9689 miles

Start: 14:32 Flag 14:46 End: 14:49

Printed - 14:50 Sunday, 15 September 2019

BMCRC-MRO Championships 2019



***RKB-F1***  
***MOTORSPORT***

 **Breitenbach**  
**Rennsportbeläge**

 **PAGID**  
**RACING**  
THE DIFFERENCE IN BRAKING

**RKB / BMCRC F1 & F2 SIDECARS**

**Snetterton 300 Circuit**

**14<sup>th</sup> / 15<sup>th</sup> September 2019**



Results Provided by Timing Solutions Ltd  
[www.tsl-timing.com](http://www.tsl-timing.com)

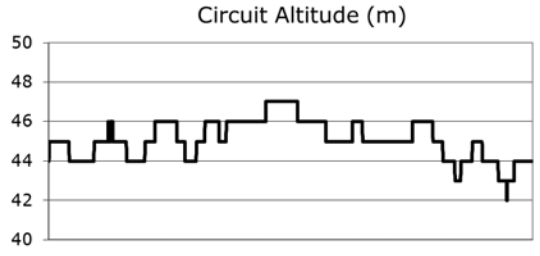
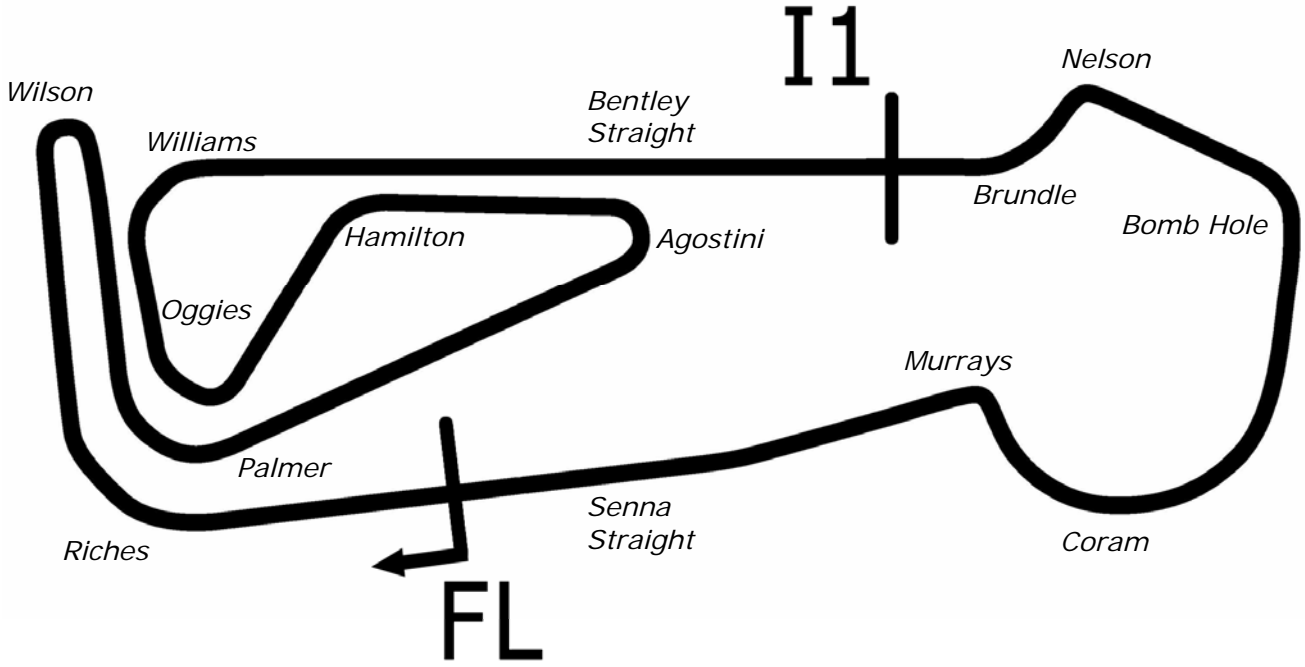


# Snetterton 300



SPORTS TIMING

TIMING SOLUTIONS LTD



Length	2.9689 miles	4778.0 m	
FL		52.46340 N	0.94476 E
I1	3198m	52.46617 N	0.94964 E
Pit Entry	4572m	52.46364 N	0.94774 E
Pit Exit	40m after FL	52.46338 N	0.94420 E
Pit Entry–Pit Exit 246m, 14.7s @60kph, 11.0s @80kph			

All results available at [www.tsl-timing.com](http://www.tsl-timing.com)

### BMCRC - MRO Championships 2019 - Rnd 8 @ Snetterton

### RKB/BMCRC F1 & F2 Sidecars

### QUALIFYING - CLASSIFICATION

POS	NO	CL	PIC NAME	ENTRY	TIME	ON	LAPS	GAP	DIFF	MPH
1	52	F1	1 PHILP / ALLUM	LCR - Brian Gray. Powerbiking	2:03.076	6	6			86.84
2	118	F1	2 BICKNELL / ENSOR	LCR Kawasaki -	2:10.539	5	6	7.463	7.463	81.87
3	121	F1	3 LAWRENCE / HUGHES	LCR Yamaha -	2:14.125	4	6	11.049	3.586	79.68
4	76	F2	1 STREET / CRACKNELL	MRE Suzuki -	2:18.306	4	5	15.230	4.181	77.27
5	136	F1	4 EDWARDS / EDWARDS	BMR Suzuki - ECONOMY HEATING SERVICES	2:19.151	4	4	16.075	0.845	76.80
6	37	F2	2 MORPHET / HALLIBURTON	LCR Suzuki -	2:19.269	5	6	16.193	0.118	76.74
7	31	F2	3 MUNRO / LAWRENCE	Shelbourne Yamaha - Allbikes	2:19.775	3	6	16.699	0.506	76.46
8	44	F2	4 KING / SIGSWORTH	Lumley Ireson - The Bell on the Common	2:20.275	5	6	17.199	0.500	76.19
9	412*	F1	5 PETTIS / PHILLIPS	RSR KTM 1190 - Performance technical	2:20.985	4	6	17.909	0.710	75.81
10	158	F1	6 EASTELL / LAWRENCE	-	2:21.924	2	4	18.848	0.939	75.30
11	6	F2	5 BELLABY / GRISTWOOD	DDM Suzuki - Gristwood & Toms	2:23.749	5	6	20.673	1.825	74.35
12	46	F2	6 SAUNDERS / HODGSON	MS Racing Honda -	2:25.032	4	4	21.956	1.283	73.69
13	167	F2	7 PETTMAN / FIELD	Windle Yamaha -	2:25.341	5	6	22.265	0.309	73.53
14	74	F1	7 RESTALL / HART	RCN Yamaha -	2:29.564	4	5	26.488	4.223	71.46
15	24	F2	8 BOELSMA / VAN DER BURG	Honda -	2:37.215	3	3	34.139	7.651	67.98
16	14	F2	9 BURNS / WINFROW	Honda - MRB Fencing	2:45.323	5	5	42.247	8.108	64.64

No. 412 - Please fit a working transponder

Weather / Track : Bright / Dry

These results are provisional until the conclusion of any judicial and technical matters.

Snetterton 300

Circuit Length = 2.9689 miles

Start: 10:10 Flag 10:23 End: 10:26

Clerk Of Course :	Steward :	Timekeeper :
-------------------	-----------	--------------

Results can be found at [www.tsl-timing.com](http://www.tsl-timing.com)

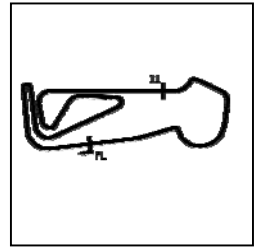
Printed - 10:26 Saturday, 14 September 2019



# BMCRC - MRO Championships 2019 - Rnd 8 @ Snetterton

## RKB/BMCRC F1 & F2 Sidecars

### QUALIFYING - SECTOR ANALYSIS



SECTOR 1 = FL to I1, SECTOR 2 = I1 to FL, DIFF = Difference To Personal Best Lap, P = Crossed Finish Line in Pit Lane, D = Time Disallowed

P1 52 F1 PHILP / ALLUM		LCR - Brian Gray, Powerbiking				
IDEAL LAP TIME : 2:02.227		BEST LAP TIME : 2:03.076		DIFFERENCE : 0.849		
LAP	SECTOR 1	SECTOR 2	LAP TIME	MPH	DIFF	TIME OF DAY
1 -	1:30.120	43.210	2:13.330	80.16	10.254	10:13:22.866
2 -	1:23.229	<b>40.870</b>	2:04.099 (2)	86.12	1.023	10:15:26.965
3 -	1:22.499	IN PIT	2:32.175 P	70.23	29.099	10:17:59.140
4 -	OUTLAP	42.077	2:08.481	83.18	5.405	10:20:07.621
5 -	1:22.900	41.872	2:04.772 (3)	85.66	1.696	10:22:12.393
6 -	<b>1:21.357</b>	41.719	<b>2:03.076 (1)</b>	<b>86.84</b>		<b>10:24:15.469</b>

P2 118 F1 BICKNELL / ENSOR		LCR Kawasaki -				
IDEAL LAP TIME : 2:10.539		BEST LAP TIME : 2:10.539		DIFFERENCE : 0.000		
LAP	SECTOR 1	SECTOR 2	LAP TIME	MPH	DIFF	TIME OF DAY
1 -	1:36.682	46.362	2:23.044	74.71	12.505	10:13:35.599
2 -	1:30.503	44.865	2:15.368 (3)	78.95	4.829	10:15:50.967
3 -	1:29.480	46.001	2:15.481	78.88	4.942	10:18:06.448
4 -	1:27.951	44.424	2:12.375 (2)	80.74	1.836	10:20:18.823
5 -	<b>1:26.734</b>	<b>43.805</b>	<b>2:10.539 (1)</b>	<b>81.87</b>		<b>10:22:29.362</b>
6 -	1:56.967	48.674	2:45.641	64.52	35.102	10:25:15.003

P3 121 F1 LAWRENCE / HUGHES		LCR Yamaha -				
IDEAL LAP TIME : 2:13.916		BEST LAP TIME : 2:14.125		DIFFERENCE : 0.209		
LAP	SECTOR 1	SECTOR 2	LAP TIME	MPH	DIFF	TIME OF DAY
1 -	1:37.602	47.390	2:24.992	73.71	10.867	10:13:35.401
2 -	1:29.651	<b>45.283</b>	2:14.934 (2)	79.20	0.809	10:15:50.335
3 -	1:29.672	45.688	2:15.360 (3)	78.96	1.235	10:18:05.695
4 -	1:28.796	45.329	<b>2:14.125 (1)</b>	<b>79.68</b>		<b>10:20:19.820</b>
5 -	<b>1:28.633</b>	47.604	2:16.237	78.45	2.112	10:22:36.057
6 -	1:29.903	46.063	2:15.966	78.60	1.841	10:24:52.023

P4 76 F2 STREET / CRACKNELL		MRE Suzuki -				
IDEAL LAP TIME : 2:18.306		BEST LAP TIME : 2:18.306		DIFFERENCE : 0.000		
LAP	SECTOR 1	SECTOR 2	LAP TIME	MPH	DIFF	TIME OF DAY
1 -	1:48.528	49.126	2:37.654	67.79	19.348	10:14:02.815
2 -	1:34.465	47.562	2:22.027	75.25	3.721	10:16:24.842
3 -	1:35.336	45.954	2:21.290 (3)	75.64	2.984	10:18:46.132
4 -	<b>1:32.769</b>	<b>45.537</b>	<b>2:18.306 (1)</b>	<b>77.27</b>		<b>10:21:04.438</b>
5 -	1:33.210	46.313	2:19.523 (2)	76.60	1.217	10:23:23.961

P5 136 F1 EDWARDS / EDWARDS		BMR Suzuki - ECONOMY HEATING SERVICES				
IDEAL LAP TIME : 2:19.151		BEST LAP TIME : 2:19.151		DIFFERENCE : 0.000		
LAP	SECTOR 1	SECTOR 2	LAP TIME	MPH	DIFF	TIME OF DAY
1 -	OUTLAP	53.529	2:51.036	62.49	31.885	10:17:22.581
2 -	1:39.397	49.119	2:28.516 (3)	71.96	9.365	10:19:51.097
3 -	1:33.808	47.650	2:21.458 (2)	75.55	2.307	10:22:12.555
4 -	<b>1:31.758</b>	<b>47.393</b>	<b>2:19.151 (1)</b>	<b>76.80</b>		<b>10:24:31.706</b>

P6 37 F2 MORPHET / HALLIBURTON		LCR Suzuki -				
IDEAL LAP TIME : 2:18.955		BEST LAP TIME : 2:19.269		DIFFERENCE : 0.314		
LAP	SECTOR 1	SECTOR 2	LAP TIME	MPH	DIFF	TIME OF DAY
1 -	1:39.836	49.513	2:29.349	71.56	10.080	10:13:51.192
2 -	1:35.650	47.511	2:23.161	74.65	3.892	10:16:14.353
3 -	1:34.707	47.842	2:22.549	74.97	3.280	10:18:36.902
4 -	1:34.374	46.560	2:20.934 (3)	75.83	1.665	10:20:57.836
5 -	1:32.869	<b>46.400</b>	<b>2:19.269 (1)</b>	<b>76.74</b>		<b>10:23:17.105</b>
6 -	<b>1:32.555</b>	47.564	2:20.119 (2)	76.27	0.850	10:25:37.224

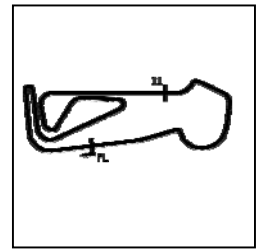
Weather / Track : Bright / Dry

Snetterton 300  
Circuit Length = 2.9689 miles  
Start: 10:10 Flag 10:23 End: 10:26

# BMCRC - MRO Championships 2019 - Rnd 8 @ Snetterton

## RKB/BMCRC F1 & F2 Sidecars

### QUALIFYING - SECTOR ANALYSIS



SECTOR 1 = FL to I1, SECTOR 2 = I1 to FL, DIFF = Difference To Personal Best Lap, P = Crossed Finish Line in Pit Lane, D = Time Disallowed

P7 31 F2		MUNRO / LAWRENCE		Shelbourne Yamaha - Allbikes		
IDEAL LAP TIME : 2:19.775		BEST LAP TIME : 2:19.775		DIFFERENCE : 0.000		
LAP	SECTOR 1	SECTOR 2	LAP TIME	MPH	DIFF	TIME OF DAY
1 -	1:53.054	49.966	2:43.020	65.56	23.245	10:14:06.620
2 -	1:35.502	47.411	2:22.913	74.78	3.138	10:16:29.533
<b>3 -</b>	<b>1:33.517</b>	<b>46.258</b>	<b>2:19.775 (1)</b>	<b>76.46</b>		<b>10:18:49.308</b>
4 -	1:34.691	47.028	2:21.719 (3)	75.41	1.944	10:21:11.027
5 -	1:33.591	46.524	2:20.115 (2)	76.28	0.340	10:23:31.142
6 -	1:35.983	46.457	2:22.440	75.03	2.665	10:25:53.582

P8 44 F2		KING / SIGSWORTH		Lumley Ireson - The Bell on the Common		
IDEAL LAP TIME : 2:19.761		BEST LAP TIME : 2:20.275		DIFFERENCE : 0.514		
LAP	SECTOR 1	SECTOR 2	LAP TIME	MPH	DIFF	TIME OF DAY
1 -	1:48.041	49.227	2:37.268	67.96	16.993	10:14:04.836
2 -	1:36.160	46.203	2:22.363	75.07	2.088	10:16:27.199
3 -	1:34.558	46.758	2:21.316 (3)	75.63	1.041	10:18:48.515
4 -	1:34.965	<b>45.862</b>	2:20.827 (2)	75.89	0.552	10:21:09.342
<b>5 -</b>	<b>1:33.899</b>	46.376	<b>2:20.275 (1)</b>	<b>76.19</b>		<b>10:23:29.617</b>
6 -	1:35.888	46.271	2:22.159	75.18	1.884	10:25:51.776

P9 412 F1		PETTIS / PHILLIPS		RSR KTM 1190 - Performance technical		
IDEAL LAP TIME :		BEST LAP TIME : 2:20.985		DIFFERENCE :		
LAP	SECTOR 1	SECTOR 2	LAP TIME	MPH	DIFF	TIME OF DAY
1 -			2:30.074	71.21	9.089	10:13:51.506
2 -			2:23.748	74.35	2.763	10:16:15.254
3 -			2:22.607	74.94	1.622	10:18:37.861
<b>4 -</b>			<b>2:20.985 (1)</b>	<b>75.81</b>		<b>10:20:58.846</b>
5 -			2:22.139 (2)	75.19	1.154	10:23:20.985
6 -			2:22.319 (3)	75.09	1.334	10:25:43.304

P10 158 F1		EASTELL / LAWRENCE		-		
IDEAL LAP TIME : 2:21.924		BEST LAP TIME : 2:21.924		DIFFERENCE : 0.000		
LAP	SECTOR 1	SECTOR 2	LAP TIME	MPH	DIFF	TIME OF DAY
1 -	1:38.089	47.729	2:25.818 (2)	73.29	3.894	10:13:40.257
<b>2 -</b>	<b>1:34.678</b>	<b>47.246</b>	<b>2:21.924 (1)</b>	<b>75.30</b>		<b>10:16:02.181</b>
3 -	1:36.572	IN PIT	4:38.554 P	38.36	2:16.630	10:20:40.735
4 -	OUTLAP	48.018	2:25.408	73.50	3.484	10:23:06.143

P11 6 F2		BELLABY / GRISTWOOD		DDM Suzuki - Gristwood & Toms		
IDEAL LAP TIME : 2:23.549		BEST LAP TIME : 2:23.749		DIFFERENCE : 0.200		
LAP	SECTOR 1	SECTOR 2	LAP TIME	MPH	DIFF	TIME OF DAY
1 -	1:44.570	49.188	2:33.758	69.51	10.009	10:13:59.170
2 -	1:37.029	48.285	2:25.314	73.55	1.565	10:16:24.484
3 -	1:35.717	<b>48.042</b>	2:23.759 (2)	74.34	0.010	10:18:48.243
4 -	1:35.564	48.877	2:24.441 (3)	73.99	0.692	10:21:12.684
<b>5 -</b>	<b>1:35.507</b>	48.242	<b>2:23.749 (1)</b>	<b>74.35</b>		<b>10:23:36.433</b>
6 -	1:36.034	51.520	2:27.554	72.43	3.805	10:26:03.987

P12 46 F2		SAUNDERS / HODGSON		MS Racing Honda -		
IDEAL LAP TIME : 2:24.663		BEST LAP TIME : 2:25.032		DIFFERENCE : 0.369		
LAP	SECTOR 1	SECTOR 2	LAP TIME	MPH	DIFF	TIME OF DAY
1 -	1:49.255	51.253	2:40.508	66.58	15.476	10:14:11.934
2 -	1:39.037	49.536	2:28.573 (3)	71.93	3.541	10:16:40.507
3 -	1:36.776	48.555	2:25.331 (2)	73.54	0.299	10:19:05.838
<b>4 -</b>	<b>1:36.752</b>	<b>48.280</b>	<b>2:25.032 (1)</b>	<b>73.69</b>		<b>10:21:30.870</b>

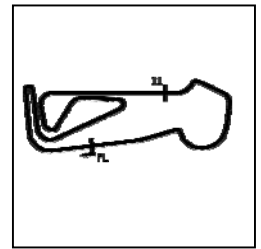
Weather / Track : Bright / Dry

Snetterton 300  
Circuit Length = 2.9689 miles  
Start: 10:10 Flag 10:23 End: 10:26

# BMCRC - MRO Championships 2019 - Rnd 8 @ Snetterton

## RKB/BMCRC F1 & F2 Sidecars

### QUALIFYING - SECTOR ANALYSIS



SECTOR 1 = FL to I1, SECTOR 2 = I1 to FL, DIFF = Difference To Personal Best Lap, P = Crossed Finish Line in Pit Lane, D = Time Disallowed

P13 167 F2		PETTMAN / FIELD		Windle Yamaha -		
IDEAL LAP TIME : 2:24.244		BEST LAP TIME : 2:25.341		DIFFERENCE : 1.097		
LAP	SECTOR 1	SECTOR 2	LAP TIME	MPH	DIFF	TIME OF DAY
1 -	1:42.113	49.342	2:31.455	70.56	6.114	10:13:54.682
2 -	1:37.286	48.404	2:25.690	73.36	0.349	10:16:20.372
3 -	1:37.263	48.413	2:25.676 (3)	73.36	0.335	10:18:46.048
4 -	1:37.516	49.481	2:26.997	72.70	1.656	10:21:13.045
5 -	1:37.252	<b>48.089</b>	<b>2:25.341 (1)</b>	<b>73.53</b>		<b>10:23:38.386</b>
6 -	<b>1:36.155</b>	49.463	2:25.618 (2)	73.39	0.277	10:26:04.004

P14 74 F1		RESTALL / HART		RCN Yamaha -		
IDEAL LAP TIME : 2:29.509		BEST LAP TIME : 2:29.564		DIFFERENCE : 0.055		
LAP	SECTOR 1	SECTOR 2	LAP TIME	MPH	DIFF	TIME OF DAY
1 -	1:49.886	52.544	2:42.430	65.80	12.866	10:14:14.722
2 -	1:39.461	50.764	2:30.225 (2)	71.14	0.661	10:16:44.947
3 -	<b>1:39.364</b>	51.105	2:30.469 (3)	71.03	0.905	10:19:15.416
4 -	1:39.419	<b>50.145</b>	<b>2:29.564 (1)</b>	<b>71.46</b>		<b>10:21:44.980</b>
5 -	1:39.414	51.992	2:31.406	70.59	1.842	10:24:16.386

P15 24 F2		BOELSMA / VAN DER BURG		Honda -		
IDEAL LAP TIME : 2:37.215		BEST LAP TIME : 2:37.215		DIFFERENCE : 0.000		
LAP	SECTOR 1	SECTOR 2	LAP TIME	MPH	DIFF	TIME OF DAY
1 -	1:56.973	56.469	2:53.442 (3)	61.62	16.227	10:14:24.017
2 -	1:43.919	53.762	2:37.681 (2)	67.78	0.466	10:17:01.698
3 -	<b>1:43.861</b>	<b>53.354</b>	<b>2:37.215 (1)</b>	<b>67.98</b>		<b>10:19:38.913</b>

P16 14 F2		BURNS / WINFROW		Honda - MRB Fencing		
IDEAL LAP TIME : 2:45.323		BEST LAP TIME : 2:45.323		DIFFERENCE : 0.000		
LAP	SECTOR 1	SECTOR 2	LAP TIME	MPH	DIFF	TIME OF DAY
1 -	2:02.163	59.066	3:01.229	58.97	15.906	10:14:28.941
2 -	1:57.840	58.805	2:56.645 (3)	60.50	11.322	10:17:25.586
3 -	1:59.465	58.950	2:58.415	59.90	13.092	10:20:24.001
4 -	1:56.829	57.218	2:54.047 (2)	61.40	8.724	10:23:18.048
5 -	<b>1:51.158</b>	<b>54.165</b>	<b>2:45.323 (1)</b>	<b>64.64</b>		<b>10:26:03.371</b>

Weather / Track : Bright / Dry

Snetterton 300  
Circuit Length = 2.9689 miles  
Start: 10:10 Flag 10:23 End: 10:26

# BMCRC - MRO Championships 2019 - Rnd 8 @ Snetterton

## RKB/BMCRC F1 & F2 Sidecars

### QUALIFYING - BEST SECTORS

SECTOR 1			SECTOR 2			IDEAL / BEST COMPARISON						
POS	NO	NAME	TIME	NO	NAME	TIME	POS	NO	NAME	IDEAL	BEST	DIFF
									<b>PERFECT LAP</b>	<b>2:02.227</b>		
1	52	PHILP / ALLUM	<b>1:21.357</b>	52	PHILP / ALLUM	<b>40.870</b>	1	52	PHILP / ALLUM	2:02.227	2:03.076	0.849
2	118	BICKNELL / ENSOR	<b>1:26.734</b>	118	BICKNELL / ENSOR	<b>43.805</b>	2	118	BICKNELL / ENSOR	2:10.539	2:10.539	0.000
3	121	LAWRENCE / HUGHES	<b>1:28.633</b>	121	LAWRENCE / HUGHES	<b>45.283</b>	3	121	LAWRENCE / HUGHES	2:13.916	2:14.125	0.209
4	136	EDWARDS / EDWARDS	<b>1:31.758</b>	76	STREET / CRACKNELL	<b>45.537</b>	4	76	STREET / CRACKNE	2:18.306	2:18.306	0.000
5	37	MORPHET / HALLIBURTON	<b>1:32.555</b>	44	KING / SIGSWORTH	<b>45.862</b>	5	37	MORPHET / HALLIBL	2:18.955	2:19.269	0.314
6	76	STREET / CRACKNELL	<b>1:32.769</b>	31	MUNRO / LAWRENCE	<b>46.258</b>	6	136	EDWARDS / EDWAR	2:19.151	2:19.151	0.000
7	31	MUNRO / LAWRENCE	<b>1:33.517</b>	37	MORPHET / HALLIBURTON	<b>46.400</b>	7	44	KING / SIGSWORTH	2:19.761	2:20.275	0.514
8	44	KING / SIGSWORTH	<b>1:33.899</b>	158	EASTELL / LAWRENCE	<b>47.246</b>	8	31	MUNRO / LAWRENCE	2:19.775	2:19.775	0.000
9	158	EASTELL / LAWRENCE	<b>1:34.678</b>	136	EDWARDS / EDWARDS	<b>47.393</b>	9	158	EASTELL / LAWRENCE	2:21.924	2:21.924	0.000
10	6	BELLABY / GRISTWOOD	<b>1:35.507</b>	6	BELLABY / GRISTWOOD	<b>48.042</b>	10	6	BELLABY / GRISTWC	2:23.549	2:23.749	0.200
11	167	PETTMAN / FIELD	<b>1:36.155</b>	167	PETTMAN / FIELD	<b>48.089</b>	11	167	PETTMAN / FIELD	2:24.244	2:25.341	1.097
12	46	SAUNDERS / HODGSON	<b>1:36.383</b>	46	SAUNDERS / HODGSON	<b>48.280</b>	12	46	SAUNDERS / HODGSE	2:24.663	2:25.032	0.369
13	74	RESTALL / HART	<b>1:39.364</b>	74	RESTALL / HART	<b>50.145</b>	13	74	RESTALL / HART	2:29.509	2:29.564	0.055
14	24	BOELSMA / VAN DER BURG	<b>1:43.861</b>	24	BOELSMA / VAN DER BURG	<b>53.354</b>	14	24	BOELSMA / VAN DER	2:37.215	2:37.215	0.000
15	14	BURNS / WINFROW	<b>1:51.158</b>	14	BURNS / WINFROW	<b>54.165</b>	15	14	BURNS / WINFROW	2:45.323	2:45.323	0.000
16							16	412	PETTIS / PHILLIPS		2:20.985	

Weather / Track : Bright / Dry

Results can be found at [www.tsl-timing.com](http://www.tsl-timing.com)

Snetterton 300

Circuit Length = 2.9689 miles

Start: 10:10 Flag 10:23 End: 10:26

Printed - 10:27 Saturday, 14 September 2019

### BMCRC - MRO Championships 2019 - Rnd 8 @ Snetterton

### RKB/BMCRC F1 & F2 Sidecars

### RACE 5 - GRID (5 Laps)

ROW 8	16	2:45.323	<b>14</b> BURNS / WINFROW	15	2:37.215	<b>24</b> BOELSMA / VAN DER BURG
ROW 7		2:29.564	14 <b>74</b> RESTALL / HART		2:25.341	13 <b>167</b> PETTMAN / FIELD
ROW 6	12	2:25.032	<b>46</b> SAUNDERS / HODGSON	11	2:23.749	<b>6</b> BELLABY / GRISTWOOD
ROW 5		2:21.924	10 <b>158</b> EASTELL / LAWRENCE		2:20.985	9 <b>412</b> PETTIS / PHILLIPS
ROW 4	8	2:20.275	<b>44</b> KING / SIGSWORTH	7	2:19.775	<b>31</b> MUNRO / LAWRENCE
ROW 3		2:19.269	6 <b>37</b> MORPHET / HALLIBURTON		2:19.151	5 <b>136</b> EDWARDS / EDWARDS
ROW 2	4	2:18.306	<b>76</b> STREET / CRACKNELL	3	2:14.125	<b>121</b> LAWRENCE / HUGHES
ROW 1		2:10.539	2 <b>118</b> BICKNELL / ENSOR		2:03.076	1 <b>52</b> PHILP / ALLUM
<b>Pole</b>						

Snetterton 300  
Circuit Length = 2.9689 miles

These results are provisional until the conclusion of any judicial and technical matters.

Clerk Of Course :	Steward :	Timekeeper :
-------------------	-----------	--------------

Results can be found at [www.tsl-timing.com](http://www.tsl-timing.com)

Printed - 10:28 Saturday, 14 September 2019



### BMCRC - MRO Championships 2019 - Rnd 8 @ Snetterton

### RKB/BMCRC F1 & F2 Sidecars

### RACE 5 - CLASSIFICATION

POS	NO	CL	PIC NAME	ENTRY	LAPS	TIME	GAP	DIFF	MPH	BEST	ON
1	52	F1	1 PHILP / ALLUM	LCR - Brian Gray, Powerbiking	5	10:30.357			84.77	<b>2:02.856</b>	4
2	121	F1	2 LAWRENCE / HUGHES	LCR Yamaha -	5	11:25.055	<b>54.698</b>	54.698	78.00	<b>2:14.259</b>	2
3	37	F2	1 MORPHET / HALLIBURTON	LCR Suzuki -	5	11:35.718	<b>1:05.361</b>	10.663	76.81	<b>2:15.003</b>	4
4	44	F2	2 KING / SIGSWORTH	Lumley Ireson - The Bell on the Common	5	11:37.592	<b>1:07.235</b>	1.874	76.60	<b>2:16.675</b>	4
5	136	F1	3 EDWARDS / EDWARDS	BMR Suzuki - ECONOMY HEATING SERVICES	5	11:37.711	<b>1:07.354</b>	0.119	76.59	<b>2:16.100</b>	5
6	31	F2	3 MUNRO / LAWRENCE	Shelbourne Yamaha - Allbikes	5	11:41.509	<b>1:11.152</b>	3.798	76.17	<b>2:16.256</b>	2
7	76	F2	4 STREET / CRACKNELL	MRE Suzuki -	5	11:42.542	<b>1:12.185</b>	1.033	76.06	<b>2:17.552</b>	4
8	412	F1	4 PETTIS / PHILLIPS	RSR KTM 1190 - Performance technical	5	11:58.011	<b>1:27.654</b>	15.469	74.42	<b>2:19.531</b>	5
9	158	F1	5 EASTELL / LAWRENCE	-	5	11:58.290	<b>1:27.933</b>	0.279	74.39	<b>2:20.033</b>	5
10	6	F2	5 BELLABY / GRISTWOOD	DDM Suzuki - Gristwood & Toms	5	12:04.050	<b>1:33.693</b>	5.760	73.80	<b>2:22.492</b>	5
11	46	F2	6 SAUNDERS / HODGSON	MS Racing Honda -	5	12:07.223	<b>1:36.866</b>	3.173	73.48	<b>2:22.312</b>	5
12	167	F2	7 PETTMAN / FIELD	Windle Yamaha -	5	12:25.008	<b>1:54.651</b>	17.785	71.73	<b>2:24.436</b>	4
13	74	F1	6 RESTALL / HART	RCN Yamaha -	5	12:32.349	<b>2:01.992</b>	7.341	71.03	<b>2:25.613</b>	5
14	24	F2	8 BOELSMA / VAN DER BURG	Honda -	5	13:08.896	<b>2:38.539</b>	36.547	67.74	<b>2:31.201</b>	2

#### NOT CLASSIFIED

DNF	118	F1	BICKNELL / ENSOR	LCR Kawasaki -	2	5:15.704	<b>3 Laps</b>	3 Laps	67.70	<b>2:50.870</b>	2
-----	-----	----	------------------	----------------	---	----------	---------------	--------	-------	-----------------	---

#### FASTEST LAP

52	F1	PHILP / ALLUM	LCR - Brian Gray, Powerbiking	4	2:02.856	86.99 mph	140.00 kph
37	F2	MORPHET / HALLIBURTON	LCR Suzuki -	4	2:15.003	79.16 mph	127.41 kph

Class F1 - 92.5% of Race Speed = 78.41 mph

Class F2 - 92.5% of Race Speed = 71.04 mph

Snetterton 300  
 Circuit Length = 2.9689 miles  
 Start: 13:08 Flag 13:18 End: 13:21

Weather / Track : Sunny / Dry

These results are provisional until the conclusion of any judicial and technical matters.

Clerk Of Course :	Steward :	Timekeeper :
-------------------	-----------	--------------

Results can be found at [www.tsl-timing.com](http://www.tsl-timing.com)

Printed - 13:21 Saturday, 14 September 2019





# BMCRC - MRO Championships 2019 - Rnd 8 @ Snetterton

## RKB/BMCRC F1 & F2 Sidecars

### RACE 5 - LAP CHART

#### LAP 1 @ 13:10:16.751

NO	BEHIND	LAP TIME
52		2:10.856
121	12.374	2:23.230
118	13.978	2:24.834
44	15.423	2:26.279
37	16.058	2:26.914
76	17.585	2:28.441
31	20.108	2:30.964
136	20.426	2:31.282
412	20.529	2:31.385
6	21.675	2:32.531
158	23.138	2:33.994
46	23.972	2:34.828
74	29.723	2:40.579
167	29.812	2:40.668
24	31.370	2:42.226

158	1:18.218	2:21.888
412	1:18.441	2:20.938
6	1:21.519	2:22.570
46	1:24.872	2:22.936
167	1:39.911	2:24.436
74	1:46.697	2:25.676
24	2:03.097	2:38.319

#### LAP 5 @ 13:18:36.252

NO	BEHIND	LAP TIME
52		2:10.318
121	54.698	2:15.878
37	1:05.361	2:15.127
44	1:07.235	2:17.417
136	1:07.354	2:16.100
31	1:11.152	2:17.882
76	1:12.185	2:17.874
412	1:27.654	2:19.531
158	1:27.933	2:20.033
6	1:33.693	2:22.492
46	1:36.866	2:22.312
167	1:54.651	2:25.058
74	2:01.992	2:25.613
24	2:38.539	2:45.760

#### LAP 2 @ 13:12:20.092

NO	BEHIND	LAP TIME
52		2:03.341
121	23.292	2:14.259
44	30.321	2:18.239
37	30.970	2:18.253
76	32.231	2:17.987
31	33.023	2:16.256
136	33.795	2:16.710
412	40.252	2:23.064
158	41.269	2:21.472
6	41.440	2:23.106
46	45.002	2:24.371
167	56.745	2:30.274
74	57.554	2:31.172
24	59.230	2:31.201
118	1:01.507	2:50.870

#### LAP 3 @ 13:14:23.078

NO	BEHIND	LAP TIME
52		2:02.986
121	36.284	2:15.978
44	46.317	2:18.982
136	47.649	2:16.840
31	48.194	2:18.157
37	48.405	2:20.421
76	49.933	2:20.688
158	59.186	2:20.903
412	1:00.359	2:23.093
6	1:01.805	2:23.351
46	1:04.792	2:22.776
167	1:18.331	2:24.572
74	1:23.877	2:29.309
24	1:27.634	2:31.390

#### LAP 4 @ 13:16:25.934

NO	BEHIND	LAP TIME
52		2:02.856
121	49.138	2:15.710
44	1:00.136	2:16.675
37	1:00.552	2:15.003
136	1:01.572	2:16.779
31	1:03.588	2:18.250
76	1:04.629	2:17.552

Weather / Track : Sunny / Dry

Results can be found at [www.tsl-timing.com](http://www.tsl-timing.com)

Snetterton 300

Circuit Length = 2.9689 miles

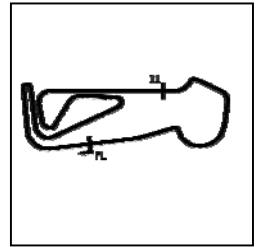
Start: 13:08 Flag 13:18 End: 13:21

Printed - 13:22 Saturday, 14 September 2019

# BMCRC - MRO Championships 2019 - Rnd 8 @ Snetterton

## RKB/BMCRC F1 & F2 Sidecars

### RACE 5 - SECTOR ANALYSIS



SECTOR 1 = FL to I1, SECTOR 2 = I1 to FL, DIFF = Difference To Personal Best Lap, P = Crossed Finish Line in Pit Lane, D = Time Disallowed

P1 52 F1 PHILP / ALLUM		LCR - Brian Gray, Powerbiking				
IDEAL LAP TIME : 2:02.745		BEST LAP TIME : 2:02.856		DIFFERENCE : 0.111		
LAP	SECTOR 1	SECTOR 2	LAP TIME	MPH	DIFF	TIME OF DAY
1 -		<b>41.037</b>	2:10.856	81.67	8.000	13:10:16.751
2 -	1:22.299	41.042	2:03.341 (3)	86.65	0.485	13:12:20.092
3 -	<b>1:21.708</b>	41.278	2:02.986 (2)	86.90	0.130	13:14:23.078
4 -	1:21.765	41.091	<b>2:02.856 (1)</b>	<b>86.99</b>		<b>13:16:25.934</b>
5 -	1:22.820	47.498	2:10.318	82.01	7.462	13:18:36.252

P2 121 F1 LAWRENCE / HUGHES		LCR Yamaha -				
IDEAL LAP TIME : 2:14.259		BEST LAP TIME : 2:14.259		DIFFERENCE : 0.000		
LAP	SECTOR 1	SECTOR 2	LAP TIME	MPH	DIFF	TIME OF DAY
1 -		46.376	2:23.230	74.62	8.971	13:10:29.125
2 -	<b>1:28.674</b>	<b>45.585</b>	<b>2:14.259 (1)</b>	<b>79.60</b>		<b>13:12:43.384</b>
3 -	1:29.847	46.131	2:15.978	78.60	1.719	13:14:59.362
4 -	1:30.007	45.703	2:15.710 (2)	78.75	1.451	13:17:15.072
5 -	1:29.729	46.149	2:15.878 (3)	78.65	1.619	13:19:30.950

P3 37 F2 MORPHET / HALLIBURTON		LCR Suzuki -				
IDEAL LAP TIME : 2:14.656		BEST LAP TIME : 2:15.003		DIFFERENCE : 0.347		
LAP	SECTOR 1	SECTOR 2	LAP TIME	MPH	DIFF	TIME OF DAY
1 -		45.197	2:26.914	72.75	11.911	13:10:32.809
2 -	1:33.236	45.017	2:18.253 (3)	77.30	3.250	13:12:51.062
3 -	1:34.659	45.762	2:20.421	76.11	5.418	13:15:11.483
4 -	1:30.710	<b>44.293</b>	<b>2:15.003 (1)</b>	<b>79.16</b>		<b>13:17:26.486</b>
5 -	<b>1:30.363</b>	44.764	2:15.127 (2)	79.09	0.124	13:19:41.613

P4 44 F2 KING / SIGSWORTH		Lumley Ireson - The Bell on the Common				
IDEAL LAP TIME : 2:16.675		BEST LAP TIME : 2:16.675		DIFFERENCE : 0.000		
LAP	SECTOR 1	SECTOR 2	LAP TIME	MPH	DIFF	TIME OF DAY
1 -		45.572	2:26.279	73.06	9.604	13:10:32.174
2 -	1:33.185	45.054	2:18.239 (3)	77.31	1.564	13:12:50.413
3 -	1:33.512	45.470	2:18.982	76.90	2.307	13:15:09.395
4 -	<b>1:32.139</b>	<b>44.536</b>	<b>2:16.675 (1)</b>	<b>78.20</b>		<b>13:17:26.070</b>
5 -	1:32.407	45.010	2:17.417 (2)	77.77	0.742	13:19:43.487

P5 136 F1 EDWARDS / EDWARDS		BMR Suzuki - ECONOMY HEATING SERVICES				
IDEAL LAP TIME : 2:15.886		BEST LAP TIME : 2:16.100		DIFFERENCE : 0.214		
LAP	SECTOR 1	SECTOR 2	LAP TIME	MPH	DIFF	TIME OF DAY
1 -		46.991	2:31.282	70.64	15.182	13:10:37.177
2 -	<b>1:30.849</b>	45.861	2:16.710 (2)	78.18	0.610	13:12:53.887
3 -	1:31.733	45.107	2:16.840	78.10	0.740	13:15:10.727
4 -	1:31.440	45.339	2:16.779 (3)	78.14	0.679	13:17:27.506
5 -	1:31.063	<b>45.037</b>	<b>2:16.100 (1)</b>	<b>78.53</b>		<b>13:19:43.606</b>

P6 31 F2 MUNRO / LAWRENCE		Shelbourne Yamaha - Allbikes				
IDEAL LAP TIME : 2:16.256		BEST LAP TIME : 2:16.256		DIFFERENCE : 0.000		
LAP	SECTOR 1	SECTOR 2	LAP TIME	MPH	DIFF	TIME OF DAY
1 -		46.830	2:30.964	70.79	14.708	13:10:36.859
2 -	<b>1:30.982</b>	<b>45.274</b>	<b>2:16.256 (1)</b>	<b>78.44</b>		<b>13:12:53.115</b>
3 -	1:31.983	46.174	2:18.157 (3)	77.36	1.901	13:15:11.272
4 -	1:32.482	45.768	2:18.250	77.30	1.994	13:17:29.522
5 -	1:32.094	45.788	2:17.882 (2)	77.51	1.626	13:19:47.404

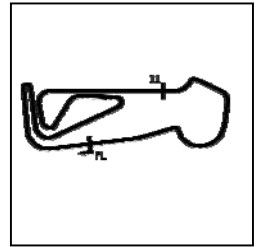
Weather / Track : Sunny / Dry

Snetterton 300  
Circuit Length = 2.9689 miles  
Start: 13:08 Flag 13:18 End: 13:21

# BMCRC - MRO Championships 2019 - Rnd 8 @ Snetterton

## RKB/BMCRC F1 & F2 Sidecars

### RACE 5 - SECTOR ANALYSIS



SECTOR 1 = FL to I1, SECTOR 2 = I1 to FL, DIFF = Difference To Personal Best Lap, P = Crossed Finish Line in Pit Lane, D = Time Disallowed

P7 76 F2		STREET / CRACKNELL		MRE Suzuki -		
IDEAL LAP TIME : 2:17.069		BEST LAP TIME : 2:17.552		DIFFERENCE : 0.483		
LAP	SECTOR 1	SECTOR 2	LAP TIME	MPH	DIFF	TIME OF DAY
1 -		46.082	2:28.441	72.00	10.889	13:10:34.336
2 -	1:32.843	<b>45.144</b>	2:17.987 (3)	77.45	0.435	13:12:52.323
3 -	1:33.294	47.394	2:20.688	75.97	3.136	13:15:13.011
4 -	<b>1:31.925</b>	45.627	<b>2:17.552 (1)</b>	<b>77.70</b>		<b>13:17:30.563</b>
5 -	1:31.982	45.892	2:17.874 (2)	77.52	0.322	13:19:48.437

P8 412 F1		PETTIS / PHILLIPS		RSR KTM 1190 - Performance technical		
IDEAL LAP TIME : 2:19.531		BEST LAP TIME : 2:19.531		DIFFERENCE : 0.000		
LAP	SECTOR 1	SECTOR 2	LAP TIME	MPH	DIFF	TIME OF DAY
1 -		47.580	2:31.385	70.60	11.854	13:10:37.280
2 -	1:34.896	48.168	2:23.064 (3)	74.70	3.533	13:13:00.344
3 -	1:34.842	48.251	2:23.093	74.69	3.562	13:15:23.437
4 -	1:34.246	46.692	2:20.938 (2)	75.83	1.407	13:17:44.375
5 -	<b>1:33.185</b>	<b>46.346</b>	<b>2:19.531 (1)</b>	<b>76.60</b>		<b>13:20:03.906</b>

P9 158 F1		EASTELL / LAWRENCE		-		
IDEAL LAP TIME : 2:19.973		BEST LAP TIME : 2:20.033		DIFFERENCE : 0.060		
LAP	SECTOR 1	SECTOR 2	LAP TIME	MPH	DIFF	TIME OF DAY
1 -		47.180	2:33.994	69.40	13.961	13:10:39.889
2 -	1:34.843	46.629	2:21.472 (3)	75.54	1.439	13:13:01.361
3 -	1:33.543	47.360	2:20.903 (2)	75.85	0.870	13:15:22.264
4 -	<b>1:33.453</b>	48.435	2:21.888	75.32	1.855	13:17:44.152
5 -	1:33.513	<b>46.520</b>	<b>2:20.033 (1)</b>	<b>76.32</b>		<b>13:20:04.185</b>

P10 6 F2		BELLABY / GRISTWOOD		DDM Suzuki - Gristwood & Toms		
IDEAL LAP TIME : 2:22.238		BEST LAP TIME : 2:22.492		DIFFERENCE : 0.254		
LAP	SECTOR 1	SECTOR 2	LAP TIME	MPH	DIFF	TIME OF DAY
1 -		48.435	2:32.531	70.07	10.039	13:10:38.426
2 -	1:35.515	47.591	2:23.106 (3)	74.68	0.614	13:13:01.532
3 -	1:35.767	<b>47.584</b>	2:23.351	74.55	0.859	13:15:24.883
4 -	1:34.666	47.904	2:22.570 (2)	74.96	0.078	13:17:47.453
5 -	<b>1:34.654</b>	47.838	<b>2:22.492 (1)</b>	<b>75.00</b>		<b>13:20:09.945</b>

P11 46 F2		SAUNDERS / HODGSON		MS Racing Honda -		
IDEAL LAP TIME : 2:22.258		BEST LAP TIME : 2:22.312		DIFFERENCE : 0.054		
LAP	SECTOR 1	SECTOR 2	LAP TIME	MPH	DIFF	TIME OF DAY
1 -		48.308	2:34.828	69.03	12.516	13:10:40.723
2 -	1:36.464	47.907	2:24.371	74.03	2.059	13:13:05.094
3 -	1:35.138	<b>47.638</b>	2:22.776 (2)	74.85	0.464	13:15:27.870
4 -	1:35.265	47.671	2:22.936 (3)	74.77	0.624	13:17:50.806
5 -	<b>1:34.620</b>	47.692	<b>2:22.312 (1)</b>	<b>75.10</b>		<b>13:20:13.118</b>

P12 167 F2		PETTMAN / FIELD		Windle Yamaha -		
IDEAL LAP TIME : 2:24.076		BEST LAP TIME : 2:24.436		DIFFERENCE : 0.360		
LAP	SECTOR 1	SECTOR 2	LAP TIME	MPH	DIFF	TIME OF DAY
1 -		49.489	2:40.668	66.52	16.232	13:10:46.563
2 -	1:40.153	50.121	2:30.274	71.12	5.838	13:13:16.837
3 -	<b>1:36.035</b>	48.537	2:24.572 (2)	73.92	0.136	13:15:41.409
4 -	1:36.395	<b>48.041</b>	<b>2:24.436 (1)</b>	<b>73.99</b>		<b>13:18:05.845</b>
5 -	1:36.505	48.553	2:25.058 (3)	73.68	0.622	13:20:30.903

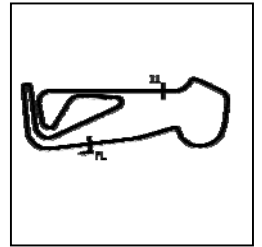
Weather / Track : Sunny / Dry

Snetterton 300  
Circuit Length = 2.9689 miles  
Start: 13:08 Flag 13:18 End: 13:21

# BMCRC - MRO Championships 2019 - Rnd 8 @ Snetterton

## RKB/BMCRC F1 & F2 Sidecars

### RACE 5 - SECTOR ANALYSIS



SECTOR 1 = FL to I1, SECTOR 2 = I1 to FL, DIFF = Difference To Personal Best Lap, P = Crossed Finish Line in Pit Lane, D = Time Disallowed

<b>P13 74 F1 RESTALL / HART</b>		RCN Yamaha -				
IDEAL LAP TIME : 2:24.860		BEST LAP TIME : 2:25.613				
		DIFFERENCE : 0.753				
LAP	SECTOR 1	SECTOR 2	LAP TIME	MPH	DIFF	TIME OF DAY
1 -		50.132	2:40.579	66.55	14.966	13:10:46.474
2 -	1:39.969	51.203	2:31.172	70.70	5.559	13:13:17.646
3 -	1:39.016	50.293	2:29.309 (3)	71.58	3.696	13:15:46.955
4 -	1:36.137	<b>49.539</b>	2:25.676 (2)	73.36	0.063	13:18:12.631
5 -	<b>1:35.321</b>	50.292	<b>2:25.613 (1)</b>	<b>73.40</b>		<b>13:20:38.244</b>

<b>P14 24 F2 BOELSMA / VAN DER BURG</b>		Honda -				
IDEAL LAP TIME : 2:30.154		BEST LAP TIME : 2:31.201				
		DIFFERENCE : 1.047				
LAP	SECTOR 1	SECTOR 2	LAP TIME	MPH	DIFF	TIME OF DAY
1 -		<b>50.790</b>	2:42.226	65.88	11.025	13:10:48.121
2 -	1:39.679	51.522	<b>2:31.201 (1)</b>	<b>70.68</b>		<b>13:13:19.322</b>
3 -	<b>1:39.364</b>	52.026	2:31.390 (2)	70.59	0.189	13:15:50.712
4 -	1:43.065	55.254	2:38.319 (3)	67.50	7.118	13:18:29.031
5 -	1:48.209	57.551	2:45.760	64.47	14.559	13:21:14.791

<b>P15 118 F1 BICKNELL / ENSOR</b>		LCR Kawasaki -				
IDEAL LAP TIME : 2:37.806		BEST LAP TIME : 2:50.870				
		DIFFERENCE : 13.064				
LAP	SECTOR 1	SECTOR 2	LAP TIME	MPH	DIFF	TIME OF DAY
1 -		<b>46.670</b>	2:24.834	73.79		13:10:30.729
2 -	<b>1:51.136</b>	59.734	<b>2:50.870 (1)</b>	<b>62.55</b>		<b>13:13:21.599</b>

# BMCRC - MRO Championships 2019 - Rnd 8 @ Snetterton

## RKB/BMCRC F1 & F2 Sidecars

### RACE 5 - BEST SECTORS

SECTOR 1			SECTOR 2			IDEAL / BEST COMPARISON						
POS	NO	NAME	TIME	NO	NAME	TIME	POS	NO	NAME	IDEAL	BEST	DIFF
									<b>PERFECT LAP</b>	<b>2:02.745</b>		
1	52	PHILP / ALLUM	<b>1:21.708</b>	52	PHILP / ALLUM	<b>41.037</b>	1	52	PHILP / ALLUM	2:02.745	2:02.856	0.111
2	121	LAWRENCE / HUGHES	<b>1:28.674</b>	37	MORPHET / HALLIBURTON	<b>44.293</b>	2	121	LAWRENCE / HUGHES	2:14.259	2:14.259	0.000
3	37	MORPHET / HALLIBURTON	<b>1:30.363</b>	44	KING / SIGSWORTH	<b>44.536</b>	3	37	MORPHET / HALLIBURTON	2:14.656	2:15.003	0.347
4	136	EDWARDS / EDWARDS	<b>1:30.849</b>	136	EDWARDS / EDWARDS	<b>45.037</b>	4	136	EDWARDS / EDWARDS	2:15.886	2:16.100	0.214
5	31	MUNRO / LAWRENCE	<b>1:30.982</b>	76	STREET / CRACKNELL	<b>45.144</b>	5	31	MUNRO / LAWRENCE	2:16.256	2:16.256	0.000
6	76	STREET / CRACKNELL	<b>1:31.925</b>	31	MUNRO / LAWRENCE	<b>45.274</b>	6	44	KING / SIGSWORTH	2:16.675	2:16.675	0.000
7	44	KING / SIGSWORTH	<b>1:32.139</b>	121	LAWRENCE / HUGHES	<b>45.585</b>	7	76	STREET / CRACKNELL	2:17.069	2:17.552	0.483
8	412	PETTIS / PHILLIPS	<b>1:33.185</b>	412	PETTIS / PHILLIPS	<b>46.346</b>	8	412	PETTIS / PHILLIPS	2:19.531	2:19.531	0.000
9	158	EASTELL / LAWRENCE	<b>1:33.453</b>	158	EASTELL / LAWRENCE	<b>46.520</b>	9	158	EASTELL / LAWRENCE	2:19.973	2:20.033	0.060
10	46	SAUNDERS / HODGSON	<b>1:34.620</b>	118	BICKNELL / ENSOR	<b>46.670</b>	10	6	BELLABY / GRISTWOOD	2:22.238	2:22.492	0.254
11	6	BELLABY / GRISTWOOD	<b>1:34.654</b>	6	BELLABY / GRISTWOOD	<b>47.584</b>	11	46	SAUNDERS / HODGSON	2:22.258	2:22.312	0.054
12	74	RESTALL / HART	<b>1:35.321</b>	46	SAUNDERS / HODGSON	<b>47.638</b>	12	167	PETTMAN / FIELD	2:24.076	2:24.436	0.360
13	167	PETTMAN / FIELD	<b>1:36.035</b>	167	PETTMAN / FIELD	<b>48.041</b>	13	74	RESTALL / HART	2:24.860	2:25.613	0.753
14	24	BOELSMA / VAN DER BURG	<b>1:39.364</b>	74	RESTALL / HART	<b>49.539</b>	14	24	BOELSMA / VAN DER BURG	2:30.154	2:31.201	1.047
15	118	BICKNELL / ENSOR	<b>1:51.136</b>	24	BOELSMA / VAN DER BURG	<b>50.790</b>	15	118	BICKNELL / ENSOR	2:37.806	2:50.870	13.064

Weather / Track : Sunny / Dry

Results can be found at [www.tsl-timing.com](http://www.tsl-timing.com)

Snetterton 300

Circuit Length = 2.9689 miles

Start: 13:08 Flag 13:18 End: 13:21

Printed - 13:22 Saturday, 14 September 2019

### BMCRC - MRO Championships 2019 - Rnd 8 @ Snetterton

### RKB/BMCRC F1 & F2 Sidecars

### RACE 14 - GRID (5 Laps)

ROW 8	16	14	BURNS / WINFROW	2:50.870	15	118	BICKNELL / ENSOR			
ROW 7			2:31.201	14	24	BOELSMA / VAN DER BURG	2:25.613	13	74	RESTALL / HART
ROW 6			2:24.436	12	167	PETTMAN / FIELD	2:22.492	11	6	BELLABY / GRISTWOOD
ROW 5			2:22.312	10	46	SAUNDERS / HODGSON	2:20.033	9	158	EASTELL / LAWRENCE
ROW 4			2:19.531	8	412	PETTIS / PHILLIPS	2:17.552	7	76	STREET / CRACKNELL
ROW 3			2:16.675	6	44	KING / SIGSWORTH	2:16.256	5	31	MUNRO / LAWRENCE
ROW 2			2:16.100	4	136	EDWARDS / EDWARDS	2:15.003	3	37	MORPHET / HALLIBURTON
ROW 1			2:14.259	2	121	LAWRENCE / HUGHES	2:02.856	1	52	PHILP / ALLUM
<b>Pole</b>										

Snetterton 300  
Circuit Length = 2.9689 miles

These results are provisional until the conclusion of any judicial and technical matters.

Clerk Of Course :	Steward :	Timekeeper :
-------------------	-----------	--------------

Results can be found at [www.tsl-timing.com](http://www.tsl-timing.com)

Printed - 13:23 Saturday, 14 September 2019



### BMCRC - MRO Championships 2019 - Rnd 8 @ Snetterton

### RKB/BMCRC F1 & F2 Sidecars

### RACE 14 - CLASSIFICATION

POS	NO	CL	PIC NAME	ENTRY	LAPS	TIME	GAP	DIFF	MPH	BEST	ON
1	52	F1	1 PHILP / ALLUM	LCR - Brian Gray, Powerbiking	5	10:30.671			84.73	<b>2:00.998</b>	3
2	121	F1	2 LAWRENCE / HUGHES	LCR Yamaha -	5	11:20.860	<b>50.189</b>	50.189	78.48	<b>2:13.682</b>	5
3	37	F2	1 MORPHET / HALLIBURTON	LCR Suzuki -	5	11:23.804	<b>53.133</b>	2.944	78.15	<b>2:14.092</b>	5
4	136	F1	3 EDWARDS / EDWARDS	BMR Suzuki - ECONOMY HEATING SERVICES	5	11:26.821	<b>56.150</b>	3.017	77.80	<b>2:13.626</b>	4
5	158	F1	4 EASTELL / GEDDES	-	5	11:36.533	<b>1:05.862</b>	9.712	76.72	<b>2:16.175</b>	4
6	44	F2	2 KING / SIGSWORTH	Lumley Ireson - The Bell on the Common	5	11:36.898	<b>1:06.227</b>	0.365	76.68	<b>2:16.218</b>	4
7	31	F2	3 MUNRO / LAWRENCE	Shelbourne Yamaha - Allbikes	5	11:39.350	<b>1:08.679</b>	2.452	76.41	<b>2:16.721</b>	4
8	76	F2	4 STREET / CRACKNELL	MRE Suzuki -	5	11:39.409	<b>1:08.738</b>	0.059	76.40	<b>2:16.005</b>	4
9	118	F1	5 BICKNELL / ENSOR	LCR Kawasaki -	5	11:55.110	<b>1:24.439</b>	15.701	74.73	<b>2:13.181</b>	2
10	412	F1	6 PETTIS / PHILLIPS	RSR KTM 1190 - Performance technical	5	11:56.920	<b>1:26.249</b>	1.810	74.54	<b>2:20.290</b>	2
11	6	F2	5 BELLABY / GRISTWOOD	DDM Suzuki - Gristwood & Toms	5	12:08.139	<b>1:37.468</b>	11.219	73.39	<b>2:23.130</b>	3
12	167	F2	6 PETTMAN / FIELD	Windle Yamaha -	5	12:08.387	<b>1:37.716</b>	0.248	73.36	<b>2:22.783</b>	4
13	74	F1	7 RESTALL / HART	RCN Yamaha -	5	12:23.744	<b>1:53.073</b>	15.357	71.85	<b>2:24.295</b>	3
14	24	F2	7 BOELSMA / VAN DER BURG	Honda -	5	12:55.416	<b>2:24.745</b>	31.672	68.91	<b>2:31.706</b>	5

#### NOT CLASSIFIED

DNF	46	F2	SAUNDERS / HODGSON	MS Racing Honda -	1	2:35.421	<b>4 Laps</b>	4 Laps	68.76		
-----	----	----	--------------------	-------------------	---	----------	---------------	--------	-------	--	--

#### FASTEST LAP

52	F1	PHILP / ALLUM	LCR - Brian Gray, Powerbiking	3	2:00.998	88.33 mph	142.15 kph
37	F2	MORPHET / HALLIBURTON	LCR Suzuki -	5	2:14.092	79.70 mph	128.27 kph

Class F1 - 92.5% of Race Speed = 78.37 mph

Class F2 - 92.5% of Race Speed = 72.28 mph

Snetterton 300  
Circuit Length = 2.9689 miles  
Start: 16:32 Flag 16:42 End: 16:44

Weather / Track : Sunny / Dry

These results are provisional until the conclusion of any judicial and technical matters.

Clerk Of Course :	Steward :	Timekeeper :
-------------------	-----------	--------------

Results can be found at [www.tsl-timing.com](http://www.tsl-timing.com)

Printed - 16:45 Saturday, 14 September 2019



# BMCRC - MRO Championships 2019 - Rnd 8 @ Snetterton

## RKB/BMCRC F1 & F2 Sidecars

### RACE 14 - LAP CHART

**LAP 1 @ 16:34:12.680**

NO	BEHIND	LAP TIME
52		2:11.397
121	11.436	2:22.833
37	12.906	2:24.303
136	14.439	2:25.836
158	14.676	2:26.073
44	16.729	2:28.126
31	17.480	2:28.877
76	18.270	2:29.667
6	21.080	2:32.477
412	21.118	2:32.515
118	23.185	2:34.582
167	23.794	2:35.191
46	24.024	2:35.421
74	28.822	2:40.219
24	29.700	2:41.097

118	1:15.117	2:23.396
412	1:19.754	2:21.650
6	1:28.247	2:24.748
167	1:28.674	2:22.783
74	1:41.269	2:26.368
24	2:07.670	2:36.252

**LAP 5 @ 16:42:31.954**

NO	BEHIND	LAP TIME
52		2:14.631
121	50.189	2:13.682
37	53.133	2:14.092
136	56.150	2:19.225
158	1:05.862	2:17.189
44	1:06.227	2:16.494
31	1:08.679	2:17.377
76	1:08.738	2:16.663
118	1:24.439	2:23.953
412	1:26.249	2:21.126
6	1:37.468	2:23.852
167	1:37.716	2:23.673
74	1:53.073	2:26.435
24	2:24.745	2:31.706

**LAP 2 @ 16:36:14.997**

NO	BEHIND	LAP TIME
52		2:02.317
121	25.881	2:16.762
37	26.426	2:15.837
136	26.501	2:14.379
158	31.472	2:19.113
44	32.442	2:18.030
31	33.448	2:18.285
76	33.595	2:17.642
118	34.049	2:13.181
412	39.091	2:20.290
6	42.695	2:23.932
167	44.725	2:23.248
74	52.932	2:26.427
24	1:00.778	2:33.395

**LAP 3 @ 16:38:15.995**

NO	BEHIND	LAP TIME
52		2:00.998
121	38.677	2:13.794
136	39.258	2:13.755
37	40.252	2:14.824
158	48.457	2:17.983
44	49.474	2:18.030
31	50.540	2:18.090
76	52.029	2:19.432
118	53.049	2:19.998
412	59.432	2:21.339
6	1:04.827	2:23.130
167	1:07.219	2:23.492
74	1:16.229	2:24.295
24	1:32.746	2:32.966

**LAP 4 @ 16:40:17.323**

NO	BEHIND	LAP TIME
52		2:01.328
121	51.138	2:13.789
136	51.556	2:13.626
37	53.672	2:14.748
158	1:03.304	2:16.175
44	1:04.364	2:16.218
31	1:05.933	2:16.721
76	1:06.706	2:16.005

Weather / Track : Sunny / Dry

Results can be found at [www.tsl-timing.com](http://www.tsl-timing.com)

Snetterton 300

Circuit Length = 2.9689 miles

Start: 16:32 Flag 16:42 End: 16:44

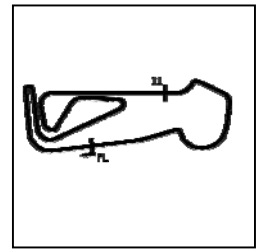
Printed - 16:46 Saturday, 14 September 2019



# BMCRC - MRO Championships 2019 - Rnd 8 @ Snetterton

## RKB/BMCRC F1 & F2 Sidecars

### RACE 14 - SECTOR ANALYSIS



SECTOR 1 = FL to I1, SECTOR 2 = I1 to FL, DIFF = Difference To Personal Best Lap, P = Crossed Finish Line in Pit Lane, D = Time Disallowed

P1 52 F1 PHILP / ALLUM		LCR - Brian Gray, Powerbiking				
IDEAL LAP TIME : 2:00.998		BEST LAP TIME : 2:00.998		DIFFERENCE : 0.000		
LAP	SECTOR 1	SECTOR 2	LAP TIME	MPH	DIFF	TIME OF DAY
1 -		40.770	2:11.397	81.34	10.399	16:34:12.680
2 -	1:21.483	40.834	2:02.317 (3)	87.38	1.319	16:36:14.997
3 -	<b>1:20.776</b>	<b>40.222</b>	<b>2:00.998 (1)</b>	<b>88.33</b>		<b>16:38:15.995</b>
4 -	1:21.002	40.326	2:01.328 (2)	88.09	0.330	16:40:17.323
5 -	1:25.997	48.634	2:14.631	79.38	13.633	16:42:31.954

P2 121 F1 LAWRENCE / HUGHES		LCR Yamaha -				
IDEAL LAP TIME : 2:13.373		BEST LAP TIME : 2:13.682		DIFFERENCE : 0.309		
LAP	SECTOR 1	SECTOR 2	LAP TIME	MPH	DIFF	TIME OF DAY
1 -		45.575	2:22.833	74.82	9.151	16:34:24.116
2 -	1:30.519	46.243	2:16.762	78.15	3.080	16:36:40.878
3 -	1:28.690	45.104	2:13.794 (3)	79.88	0.112	16:38:54.672
4 -	<b>1:28.386</b>	45.403	2:13.789 (2)	79.88	0.107	16:41:08.461
5 -	1:28.695	<b>44.987</b>	<b>2:13.682 (1)</b>	<b>79.95</b>		<b>16:43:22.143</b>

P3 37 F2 MORPHET / HALLIBURTON		LCR Suzuki -				
IDEAL LAP TIME : 2:13.990		BEST LAP TIME : 2:14.092		DIFFERENCE : 0.102		
LAP	SECTOR 1	SECTOR 2	LAP TIME	MPH	DIFF	TIME OF DAY
1 -		45.033	2:24.303	74.06	10.211	16:34:25.586
2 -	1:30.283	45.554	2:15.837	78.68	1.745	16:36:41.423
3 -	1:29.902	44.922	2:14.824 (3)	79.27	0.732	16:38:56.247
4 -	1:30.128	<b>44.620</b>	2:14.748 (2)	79.31	0.656	16:41:10.995
5 -	<b>1:29.370</b>	44.722	<b>2:14.092 (1)</b>	<b>79.70</b>		<b>16:43:25.087</b>

P4 136 F1 EDWARDS / EDWARDS		BMR Suzuki - ECONOMY HEATING SERVICES				
IDEAL LAP TIME : 2:13.324		BEST LAP TIME : 2:13.626		DIFFERENCE : 0.302		
LAP	SECTOR 1	SECTOR 2	LAP TIME	MPH	DIFF	TIME OF DAY
1 -		46.048	2:25.836	73.28	12.210	16:34:27.119
2 -	1:29.156	<b>45.223</b>	2:14.379 (3)	79.53	0.753	16:36:41.498
3 -	1:28.468	45.287	2:13.755 (2)	79.90	0.129	16:38:55.253
4 -	<b>1:28.101</b>	45.525	<b>2:13.626 (1)</b>	<b>79.98</b>		<b>16:41:08.879</b>
5 -	1:28.616	50.609	2:19.225	76.76	5.599	16:43:28.104

P5 158 F1 EASTELL / GEDDES		-				
IDEAL LAP TIME : 2:15.756		BEST LAP TIME : 2:16.175		DIFFERENCE : 0.419		
LAP	SECTOR 1	SECTOR 2	LAP TIME	MPH	DIFF	TIME OF DAY
1 -		<b>45.871</b>	2:26.073	73.16	9.898	16:34:27.356
2 -	1:32.347	46.766	2:19.113	76.83	2.938	16:36:46.469
3 -	1:31.824	46.159	2:17.983 (3)	77.45	1.808	16:39:04.452
4 -	<b>1:29.885</b>	46.290	<b>2:16.175 (1)</b>	<b>78.48</b>		<b>16:41:20.627</b>
5 -	1:30.105	47.084	2:17.189 (2)	77.90	1.014	16:43:37.816

P6 44 F2 KING / SIGSWORTH		Lumley Ireson - The Bell on the Common				
IDEAL LAP TIME : 2:15.991		BEST LAP TIME : 2:16.218		DIFFERENCE : 0.227		
LAP	SECTOR 1	SECTOR 2	LAP TIME	MPH	DIFF	TIME OF DAY
1 -		46.104	2:28.126	72.15	11.908	16:34:29.409
2 -	1:31.514	46.516	2:18.030 (3)	77.43	1.812	16:36:47.439
3 -	1:32.113	45.917	2:18.030 (3)	77.43	1.812	16:39:05.469
4 -	1:30.904	<b>45.314</b>	<b>2:16.218 (1)</b>	<b>78.46</b>		<b>16:41:21.687</b>
5 -	<b>1:30.677</b>	45.817	2:16.494 (2)	78.30	0.276	16:43:38.181

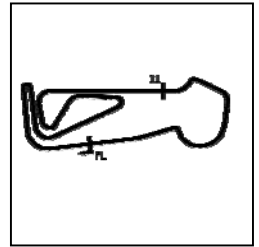
Weather / Track : Sunny / Dry

Snetterton 300  
Circuit Length = 2.9689 miles  
Start: 16:32 Flag 16:42 End: 16:44

# BMCRC - MRO Championships 2019 - Rnd 8 @ Snetterton

## RKB/BMCRC F1 & F2 Sidecars

### RACE 14 - SECTOR ANALYSIS



SECTOR 1 = FL to I1, SECTOR 2 = I1 to FL, DIFF = Difference To Personal Best Lap, P = Crossed Finish Line in Pit Lane, D = Time Disallowed

P7 31 F2		MUNRO / LAWRENCE		Shelbourne Yamaha - Allbikes		
IDEAL LAP TIME : 2:16.346		BEST LAP TIME : 2:16.721		DIFFERENCE : 0.375		
LAP	SECTOR 1	SECTOR 2	LAP TIME	MPH	DIFF	TIME OF DAY
1 -		45.995	2:28.877	71.79	12.156	16:34:30.160
2 -	1:32.103	46.182	2:18.285	77.29	1.564	16:36:48.445
3 -	1:32.144	45.946	2:18.090 (3)	77.39	1.369	16:39:06.535
4 -	1:31.228	<b>45.493</b>	<b>2:16.721 (1)</b>	<b>78.17</b>		<b>16:41:23.256</b>
5 -	<b>1:30.853</b>	46.524	2:17.377 (2)	77.80	0.656	16:43:40.633

P8 76 F2		STREET / CRACKNELL		MRE Suzuki -		
IDEAL LAP TIME : 2:15.669		BEST LAP TIME : 2:16.005		DIFFERENCE : 0.336		
LAP	SECTOR 1	SECTOR 2	LAP TIME	MPH	DIFF	TIME OF DAY
1 -		45.945	2:29.667	71.41	13.662	16:34:30.950
2 -	1:31.145	46.497	2:17.642 (3)	77.65	1.637	16:36:48.592
3 -	1:32.794	46.638	2:19.432	76.65	3.427	16:39:08.024
4 -	1:31.155	<b>44.850</b>	<b>2:16.005 (1)</b>	<b>78.58</b>		<b>16:41:24.029</b>
5 -	<b>1:30.819</b>	45.844	2:16.663 (2)	78.20	0.658	16:43:40.692

P9 118 F1		BICKNELL / ENSOR		LCR Kawasaki -		
IDEAL LAP TIME : 2:13.181		BEST LAP TIME : 2:13.181		DIFFERENCE : 0.000		
LAP	SECTOR 1	SECTOR 2	LAP TIME	MPH	DIFF	TIME OF DAY
1 -		46.528	2:34.582	69.14	21.401	16:34:35.865
2 -	<b>1:29.027</b>	<b>44.154</b>	<b>2:13.181 (1)</b>	<b>80.25</b>		<b>16:36:49.046</b>
3 -	1:31.798	48.200	2:19.998 (2)	76.34	6.817	16:39:09.044
4 -	1:35.728	47.668	2:23.396 (3)	74.53	10.215	16:41:32.440
5 -	1:34.616	49.337	2:23.953	74.24	10.772	16:43:56.393

P10 412 F1		PETTIS / PHILLIPS		RSR KTM 1190 - Performance technical		
IDEAL LAP TIME : 2:20.076		BEST LAP TIME : 2:20.290		DIFFERENCE : 0.214		
LAP	SECTOR 1	SECTOR 2	LAP TIME	MPH	DIFF	TIME OF DAY
1 -		47.489	2:32.515	70.07	12.225	16:34:33.798
2 -	<b>1:32.777</b>	47.513	<b>2:20.290 (1)</b>	<b>76.18</b>		<b>16:36:54.088</b>
3 -	1:33.535	47.804	2:21.339 (3)	75.62	1.049	16:39:15.427
4 -	1:33.827	47.823	2:21.650	75.45	1.360	16:41:37.077
5 -	1:33.827	<b>47.299</b>	2:21.126 (2)	75.73	0.836	16:43:58.203

P11 6 F2		BELLABY / GRISTWOOD		DDM Suzuki - Gristwood & Toms		
IDEAL LAP TIME : 2:22.022		BEST LAP TIME : 2:23.130		DIFFERENCE : 1.108		
LAP	SECTOR 1	SECTOR 2	LAP TIME	MPH	DIFF	TIME OF DAY
1 -		<b>47.719</b>	2:32.477	70.09	9.347	16:34:33.760
2 -	1:35.893	48.039	2:23.932 (3)	74.25	0.802	16:36:57.692
3 -	<b>1:34.303</b>	48.827	<b>2:23.130 (1)</b>	<b>74.67</b>		<b>16:39:20.822</b>
4 -	1:35.232	49.516	2:24.748	73.83	1.618	16:41:45.570
5 -	1:35.888	47.964	2:23.852 (2)	74.29	0.722	16:44:09.422

P12 167 F2		PETTMAN / FIELD		Windle Yamaha -		
IDEAL LAP TIME : 2:22.592		BEST LAP TIME : 2:22.783		DIFFERENCE : 0.191		
LAP	SECTOR 1	SECTOR 2	LAP TIME	MPH	DIFF	TIME OF DAY
1 -		47.846	2:35.191	68.87	12.408	16:34:36.474
2 -	1:35.744	<b>47.504</b>	2:23.248 (2)	74.61	0.465	16:36:59.722
3 -	1:35.785	47.707	2:23.492 (3)	74.48	0.709	16:39:23.214
4 -	<b>1:35.088</b>	47.695	<b>2:22.783 (1)</b>	<b>74.85</b>		<b>16:41:45.997</b>
5 -	1:36.147	47.526	2:23.673	74.39	0.890	16:44:09.670

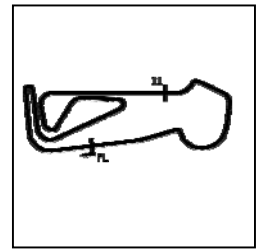
Weather / Track : Sunny / Dry

Snetterton 300  
Circuit Length = 2.9689 miles  
Start: 16:32 Flag 16:42 End: 16:44

# BMCRC - MRO Championships 2019 - Rnd 8 @ Snetterton

## RKB/BMCRC F1 & F2 Sidecars

### RACE 14 - SECTOR ANALYSIS



SECTOR 1 = FL to I1, SECTOR 2 = I1 to FL, DIFF = Difference To Personal Best Lap, P = Crossed Finish Line in Pit Lane, D = Time Disallowed

P13 74 F1		RESTALL / HART		RCN Yamaha -		
IDEAL LAP TIME : 2:24.295		BEST LAP TIME : 2:24.295		DIFFERENCE : 0.000		
LAP	SECTOR 1	SECTOR 2	LAP TIME	MPH	DIFF	TIME OF DAY
1 -		49.936	2:40.219	66.70	15.924	16:34:41.502
2 -	1:36.857	49.570	2:26.427 (3)	72.99	2.132	16:37:07.929
3 -	<b>1:35.499</b>	<b>48.796</b>	<b>2:24.295 (1)</b>	<b>74.07</b>		<b>16:39:32.224</b>
4 -	1:36.704	49.664	2:26.368 (2)	73.02	2.073	16:41:58.592
5 -	1:36.296	50.139	2:26.435	72.98	2.140	16:44:25.027

P14 24 F2		BOELSMA / VAN DER BURG		Honda -		
IDEAL LAP TIME : 2:31.281		BEST LAP TIME : 2:31.706		DIFFERENCE : 0.425		
LAP	SECTOR 1	SECTOR 2	LAP TIME	MPH	DIFF	TIME OF DAY
1 -		<b>51.252</b>	2:41.097	66.34	9.391	16:34:42.380
2 -	1:41.156	52.239	2:33.395 (3)	69.67	1.689	16:37:15.775
3 -	1:40.797	52.169	2:32.966 (2)	69.87	1.260	16:39:48.741
4 -	1:42.156	54.096	2:36.252	68.40	4.546	16:42:24.993
5 -	<b>1:40.029</b>	51.677	<b>2:31.706 (1)</b>	<b>70.45</b>		<b>16:44:56.699</b>

P15 46 F2		SAUNDERS / HODGSON		MS Racing Honda -		
IDEAL LAP TIME :		BEST LAP TIME :		DIFFERENCE :		
LAP	SECTOR 1	SECTOR 2	LAP TIME	MPH	DIFF	TIME OF DAY
1 -		<b>47.660</b>	2:35.421	68.76		16:34:36.704

# BMCRC - MRO Championships 2019 - Rnd 8 @ Snetterton

## RKB/BMCRC F1 & F2 Sidecars

### RACE 14 - BEST SECTORS

SECTOR 1			SECTOR 2			IDEAL / BEST COMPARISON						
POS	NO	NAME	TIME	NO	NAME	TIME	POS	NO	NAME	IDEAL	BEST	DIFF
									<b>PERFECT LAP</b>	<b>2:00.998</b>		
1	52	PHILP / ALLUM	<b>1:20.776</b>	52	PHILP / ALLUM	<b>40.222</b>	1	52	PHILP / ALLUM	2:00.998	2:00.998	0.000
2	136	EDWARDS / EDWARDS	<b>1:28.101</b>	118	BICKNELL / ENSOR	<b>44.154</b>	2	118	BICKNELL / ENSOR	2:13.181	2:13.181	0.000
3	121	LAWRENCE / HUGHES	<b>1:28.386</b>	37	MORPHET / HALLIBURTON	<b>44.620</b>	3	136	EDWARDS / EDWAR	2:13.324	2:13.626	0.302
4	118	BICKNELL / ENSOR	<b>1:29.027</b>	76	STREET / CRACKNELL	<b>44.850</b>	4	121	LAWRENCE / HUGHE	2:13.373	2:13.682	0.309
5	37	MORPHET / HALLIBURTON	<b>1:29.370</b>	121	LAWRENCE / HUGHES	<b>44.987</b>	5	37	MORPHET / HALLIBL	2:13.990	2:14.092	0.102
6	158	EASTELL / GEDDES	<b>1:29.885</b>	136	EDWARDS / EDWARDS	<b>45.223</b>	6	76	STREET / CRACKNE	2:15.669	2:16.005	0.336
7	44	KING / SIGSWORTH	<b>1:30.677</b>	44	KING / SIGSWORTH	<b>45.314</b>	7	158	EASTELL / GEDDES	2:15.756	2:16.175	0.419
8	76	STREET / CRACKNELL	<b>1:30.819</b>	31	MUNRO / LAWRENCE	<b>45.493</b>	8	44	KING / SIGSWORTH	2:15.991	2:16.218	0.227
9	31	MUNRO / LAWRENCE	<b>1:30.853</b>	158	EASTELL / GEDDES	<b>45.871</b>	9	31	MUNRO / LAWRENCI	2:16.346	2:16.721	0.375
10	412	PETTIS / PHILLIPS	<b>1:32.777</b>	412	PETTIS / PHILLIPS	<b>47.299</b>	10	412	PETTIS / PHILLIPS	2:20.076	2:20.290	0.214
11	6	BELLABY / GRISTWOOD	<b>1:34.303</b>	167	PETTMAN / FIELD	<b>47.504</b>	11	6	BELLABY / GRISTWC	2:22.022	2:23.130	1.108
12	167	PETTMAN / FIELD	<b>1:35.088</b>	46	SAUNDERS / HODGSON	<b>47.660</b>	12	167	PETTMAN / FIELD	2:22.592	2:22.783	0.191
13	74	RESTALL / HART	<b>1:35.499</b>	6	BELLABY / GRISTWOOD	<b>47.719</b>	13	74	RESTALL / HART	2:24.295	2:24.295	0.000
14	24	BOELSMA / VAN DER BURG	<b>1:40.029</b>	74	RESTALL / HART	<b>48.796</b>	14	24	BOELSMA / VAN DEF	2:31.281	2:31.706	0.425
15				24	BOELSMA / VAN DER BURG	<b>51.252</b>	15	46	SAUNDERS / HODGS			

Weather / Track : Sunny / Dry

Results can be found at [www.tsl-timing.com](http://www.tsl-timing.com)

Snetterton 300

Circuit Length = 2.9689 miles

Start: 16:32 Flag 16:42 End: 16:44

Printed - 16:46 Saturday, 14 September 2019

### BMCRC - MRO Championships 2019 - Rnd 8 @ Snetterton

### RKB/BMCRC F1 & F2 Sidecars

### RACE 6 - GRID (7 Laps)

ROW 8	16	<b>14</b>	BURNS / WINFROW	15	<b>46</b>	SAUNDERS / HODGSON				
ROW 7			2:31.706	14	<b>24</b>	BOELSMA / VAN DER BURG	13	<b>74</b>	RESTALL / HART	2:24.295
ROW 6			2:23.130	12	<b>6</b>	BELLABY / GRISTWOOD	11	<b>167</b>	PETTMAN / FIELD	2:22.783
ROW 5			2:20.290	10	<b>412</b>	PETTIS / PHILLIPS	9	<b>31</b>	MUNRO / LAWRENCE	2:16.721
ROW 4			2:16.218	8	<b>44</b>	KING / SIGSWORTH	7	<b>158</b>	EASTELL / GEDDES	2:16.175
ROW 3			2:16.005	6	<b>76</b>	STREET / CRACKNELL	5	<b>37</b>	MORPHET / HALLIBURTON	2:14.092
ROW 2			2:13.682	4	<b>121</b>	LAWRENCE / HUGHES	3	<b>136</b>	EDWARDS / EDWARDS	2:13.626
ROW 1			2:13.181	2	<b>118</b>	BICKNELL / ENSOR	1	<b>52</b>	PHILP / ALLUM	2:00.998
									<b>Pole</b>	

Snetterton 300  
Circuit Length = 2.9689 miles

These results are provisional until the conclusion of any judicial and technical matters.

Clerk Of Course :	Steward :	Timekeeper :
-------------------	-----------	--------------

Results can be found at [www.tsl-timing.com](http://www.tsl-timing.com)

Printed - 16:48 Saturday, 14 September 2019



### BMCRC - MRO Championships 2019 - Rnd 8 @ Snetterton

### RKB/BMCRC F1 & F2 Sidecars

### RACE 6 - CLASSIFICATION

POS	NO	CL	PIC NAME	ENTRY	LAPS	TIME	GAP	DIFF	MPH	BEST	ON
1	52	F1	1 PHILP / BRYANT	LCR - Brian Gray. Powerbiking	7	14:59.806			83.14	2:00.672	5
2	118	F1	2 BICKNELL / ENSOR	LCR Kawasaki -	7	15:30.138	30.332	30.332	80.43	2:09.118	4
3	37	F2	1 MORPHET / HALLIBURTON	LCR Suzuki -	7	15:48.703	48.897	18.565	78.86	2:13.656	6
4	158	F1	3 EASTELL / GEDDES	-	7	15:59.066	59.260	10.363	78.00	2:13.800	3
5	121	F1	4 LAWRENCE / HUGHES	LCR Yamaha -	7	15:59.347	59.541	0.281	77.98	2:15.206	6
6	44	F2	2 KING / SIGSWORTH	Lumley Ireson - The Bell on the Common	7	16:00.299	1:00.493	0.952	77.90	2:15.453	4
7	31	F2	3 MUNRO / LAWRENCE	Shelbourne Yamaha - Allbikes	7	16:01.351	1:01.545	1.052	77.82	2:15.228	6
8	76	F2	4 STREET / CRACKNELL	MRE Suzuki -	7	16:15.087	1:15.281	13.736	76.72	2:15.713	3
9	6	F2	5 BELLABY / GRISTWOOD	DDM Suzuki - Gristwood & Toms	7	16:34.412	1:34.606	19.325	75.23	2:19.691	2
10	412	F1	5 PETTIS / PHILLIPS	RSR KTM 1190 - Performance technical	7	16:50.236	1:50.430	15.824	74.05	2:22.482	6
11	46	F2	6 SAUNDERS / HODGSON	MS Racing Honda -	7	16:56.924	1:57.118	6.688	73.57	2:22.942	4
12	167	F2	7 PETTMAN / FIELD	Windle Yamaha -	7	17:14.344	2:14.538	17.420	72.33	2:25.966	5
13	24	F2	8 BOELSMA / VAN DER BURG	Honda -	6	15:04.612	1 Lap	1 Lap	70.89	2:26.719	2
14	74	F1	6 RESTALL / RESTALL	RCN Yamaha -	6	15:11.178	1 Lap	6.566	70.37	2:27.442	6
15	14	F2	9 BURNS / WINFROW	Honda - MRB Fencing	6	15:38.181	1 Lap	27.003	68.35	2:32.615	6

#### NOT CLASSIFIED

DNF	136	F1	EDWARDS / EDWARDS	BMR Suzuki - ECONOMY HEATING SERVICES	2	4:27.627	5 Laps	4 Laps	79.87	2:11.003	2
-----	-----	----	-------------------	---------------------------------------	---	----------	--------	--------	-------	----------	---

#### FASTEST LAP

52	F1	PHILP / BRYANT	LCR - Brian Gray. Powerbiking	5	2:00.672	88.57 mph	142.54 kph
37	F2	MORPHET / HALLIBURTON	LCR Suzuki -	6	2:13.656	79.96 mph	128.69 kph

Class F1 - 92.5% of Race Speed = 76.90 mph

Class F2 - 92.5% of Race Speed = 72.94 mph

Snetterton 300  
Circuit Length = 2.9689 miles  
Start: 11:32 Flag 11:47 End: 11:50

Weather / Track : Sunny / Dry

These results are provisional until the conclusion of any judicial and technical matters.

Clerk Of Course :	Steward :	Timekeeper :
-------------------	-----------	--------------

Results can be found at [www.tsl-timing.com](http://www.tsl-timing.com)

Printed - 11:50 Sunday, 15 September 2019



# BMCRC - MRO Championships 2019 - Rnd 8 @ Snetterton

## RKB/BMCRC F1 & F2 Sidecars

### RACE 6 - LAP CHART

#### LAP 1 @ 11:34:59.092

NO	BEHIND	LAP TIME
136		2:16.624
121	3.883	2:20.507
158	4.070	2:20.694
37	4.507	2:21.131
44	5.212	2:21.836
31	8.662	2:25.286
118	8.814	2:25.438
6	9.373	2:25.997
76	9.894	2:26.518
412	13.257	2:29.881
52	14.349	2:30.973
46	14.834	2:31.458
167	16.243	2:32.867
24	17.005	2:33.629
14	24.936	2:41.560
74	28.556	2:45.180

#### LAP 2 @ 11:37:10.095

NO	BEHIND	LAP TIME
136		2:11.003
158	9.716	2:16.649
37	10.557	2:17.053
118	11.217	2:13.406
44	11.583	2:17.374
52	11.715	2:08.369
121	11.745	2:18.865
31	14.771	2:17.112
76	15.611	2:16.720
6	18.061	2:19.691
412	25.419	2:23.165
46	26.885	2:23.054
167	31.287	2:26.047
24	32.721	2:26.719
74	49.511	2:31.958
14	51.180	2:37.247

#### LAP 3 @ 11:39:32.039

NO	BEHIND	LAP TIME
118		2:10.727
52	0.367	2:10.596
158	1.572	2:13.800
37	2.938	2:14.325
121	5.216	2:15.415
44	5.931	2:16.292
31	8.434	2:15.607
76	9.380	2:15.713
6	16.105	2:19.988
412	28.025	2:24.550
46	29.699	2:24.758
167	37.493	2:28.150
24	37.800	2:27.023
74	57.098	2:29.531
14	1:05.296	2:36.060

#### LAP 4 @ 11:41:35.378

NO	BEHIND	LAP TIME
52		2:02.972
118	5.779	2:09.118
158	13.718	2:15.485
37	13.894	2:14.295

121	17.569	2:15.692
44	18.045	2:15.453
31	21.196	2:16.101
76	24.052	2:18.011
6	34.026	2:21.260
412	47.441	2:22.755
46	49.302	2:22.942
167	1:01.533	2:27.379
24	1:03.158	2:28.697
74	1:22.846	2:29.087
14	1:38.259	2:36.302

#### LAP 5 @ 11:43:36.050

NO	BEHIND	LAP TIME
52		2:00.672
118	15.962	2:10.855
37	27.073	2:13.851
158	29.559	2:16.513
121	34.448	2:17.551
44	34.578	2:17.205
31	36.062	2:15.538
76	42.804	2:19.424
6	55.137	2:21.783
412	1:11.164	2:24.395
46	1:13.344	2:24.714
167	1:26.827	2:25.966
24	1:33.834	2:31.348
74	1:50.154	2:27.980

#### LAP 6 @ 11:45:36.935

NO	BEHIND	LAP TIME
52		2:00.885
14	1 Lap	2:34.397
118	25.526	2:10.449
37	39.844	2:13.656
121	48.769	2:15.206
158	48.784	2:20.110
44	49.725	2:16.032
31	50.405	2:15.228
76	1:01.727	2:19.808
6	1:16.296	2:22.044
412	1:32.761	2:22.482
46	1:37.841	2:25.382
167	1:53.187	2:27.245

#### LAP 7 @ 11:47:42.274

NO	BEHIND	LAP TIME
52		2:05.339
24	1 Lap	2:37.196
74	1 Lap	2:27.442
118	30.332	2:10.145
14	1 Lap	2:32.615
37	48.897	2:14.392
158	59.260	2:15.815
121	59.541	2:16.111
44	1:00.493	2:16.107
31	1:01.545	2:16.479
76	1:15.281	2:18.893
6	1:34.606	2:23.649
412	1:50.430	2:23.008
46	1:57.118	2:24.616
167	2:14.538	2:26.690

Weather / Track : Sunny / Dry

Results can be found at [www.tsl-timing.com](http://www.tsl-timing.com)

Snetterton 300

Circuit Length = 2.9689 miles

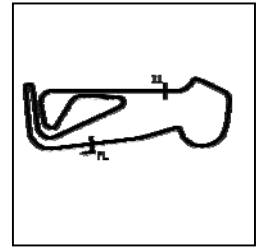
Start: 11:32 Flag 11:47 End: 11:50

Printed - 11:51 Sunday, 15 September 2019

# BMCRC - MRO Championships 2019 - Rnd 8 @ Snetterton

## RKB/BMCRC F1 & F2 Sidecars

### RACE 6 - SECTOR ANALYSIS



SECTOR 1 = FL to I1, SECTOR 2 = I1 to FL, DIFF = Difference To Personal Best Lap, P = Crossed Finish Line in Pit Lane, D = Time Disallowed

P1 52 F1 PHILP / BRYANT		LCR - Brian Gray, Powerbiking				
IDEAL LAP TIME : 2:00.661		BEST LAP TIME : 2:00.672		DIFFERENCE : 0.011		
LAP	SECTOR 1	SECTOR 2	LAP TIME	MPH	DIFF	TIME OF DAY
1 -		45.475	2:30.973	70.79	30.301	11:35:13.441
2 -	1:24.140	44.229	2:08.369	83.26	7.697	11:37:21.810
3 -	1:27.446	43.150	2:10.596	81.84	9.924	11:39:32.406
4 -	1:22.891	<b>40.081</b>	2:02.972 (3)	86.91	2.300	11:41:35.378
5 -	<b>1:20.580</b>	40.092	<b>2:00.672 (1)</b>	<b>88.57</b>		<b>11:43:36.050</b>
6 -	1:20.699	40.186	2:00.885 (2)	88.41	0.213	11:45:36.935
7 -	1:21.899	43.440	2:05.339	85.27	4.667	11:47:42.274

P2 118 F1 BICKNELL / ENSOR		LCR Kawasaki -				
IDEAL LAP TIME : 2:09.118		BEST LAP TIME : 2:09.118		DIFFERENCE : 0.000		
LAP	SECTOR 1	SECTOR 2	LAP TIME	MPH	DIFF	TIME OF DAY
1 -		44.845	2:25.438	73.48	16.320	11:35:07.906
2 -	1:26.774	46.632	2:13.406	80.11	4.288	11:37:21.312
3 -	1:27.309	43.418	2:10.727	81.75	1.609	11:39:32.039
4 -	<b>1:26.155</b>	<b>42.963</b>	<b>2:09.118 (1)</b>	<b>82.77</b>		<b>11:41:41.157</b>
5 -	1:27.502	43.353	2:10.855	81.67	1.737	11:43:52.012
6 -	1:26.848	43.601	2:10.449 (3)	81.93	1.331	11:46:02.461
7 -	1:26.545	43.600	2:10.145 (2)	82.12	1.027	11:48:12.606

P3 37 F2 MORPHET / HALLIBURTON		LCR Suzuki -				
IDEAL LAP TIME : 2:13.496		BEST LAP TIME : 2:13.656		DIFFERENCE : 0.160		
LAP	SECTOR 1	SECTOR 2	LAP TIME	MPH	DIFF	TIME OF DAY
1 -		45.423	2:21.131	75.73	7.475	11:35:03.599
2 -	1:30.974	46.079	2:17.053	77.98	3.397	11:37:20.652
3 -	1:30.157	44.168	2:14.325	79.56	0.669	11:39:34.977
4 -	1:29.914	44.381	2:14.295 (3)	79.58	0.639	11:41:49.272
5 -	1:29.723	<b>44.128</b>	2:13.851 (2)	79.85	0.195	11:44:03.123
6 -	<b>1:29.368</b>	44.288	<b>2:13.656 (1)</b>	<b>79.96</b>		<b>11:46:16.779</b>
7 -	1:29.766	44.626	2:14.392	79.52	0.736	11:48:31.171

P4 158 F1 EASTELL / GEDDES		-				
IDEAL LAP TIME : 2:13.800		BEST LAP TIME : 2:13.800		DIFFERENCE : 0.000		
LAP	SECTOR 1	SECTOR 2	LAP TIME	MPH	DIFF	TIME OF DAY
1 -		45.114	2:20.694	75.96	6.894	11:35:03.162
2 -	1:31.206	45.443	2:16.649	78.21	2.849	11:37:19.811
3 -	<b>1:29.204</b>	<b>44.596</b>	<b>2:13.800 (1)</b>	<b>79.88</b>		<b>11:39:33.611</b>
4 -	1:29.651	45.834	2:15.485 (2)	78.88	1.685	11:41:49.096
5 -	1:30.982	45.531	2:16.513	78.29	2.713	11:44:05.609
6 -	1:31.645	48.465	2:20.110	76.28	6.310	11:46:25.719
7 -	1:30.374	45.441	2:15.815 (3)	78.69	2.015	11:48:41.534

P5 121 F1 LAWRENCE / HUGHES		LCR Yamaha -				
IDEAL LAP TIME : 2:14.732		BEST LAP TIME : 2:15.206		DIFFERENCE : 0.474		
LAP	SECTOR 1	SECTOR 2	LAP TIME	MPH	DIFF	TIME OF DAY
1 -		45.861	2:20.507	76.06	5.301	11:35:02.975
2 -	1:31.218	47.647	2:18.865	76.96	3.659	11:37:21.840
3 -	<b>1:29.392</b>	46.023	2:15.415 (2)	78.92	0.209	11:39:37.255
4 -	1:29.875	45.817	2:15.692 (3)	78.76	0.486	11:41:52.947
5 -	1:31.075	46.476	2:17.551	77.70	2.345	11:44:10.498
6 -	1:29.866	<b>45.340</b>	<b>2:15.206 (1)</b>	<b>79.05</b>		<b>11:46:25.704</b>
7 -	1:30.276	45.835	2:16.111	78.52	0.905	11:48:41.815

Weather / Track : Sunny / Dry

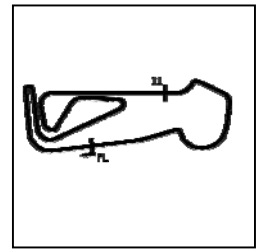
Snetterton 300  
Circuit Length = 2.9689 miles  
Start: 11:32 Flag 11:47 End: 11:50



# BMCRC - MRO Championships 2019 - Rnd 8 @ Snetterton

## RKB/BMCRC F1 & F2 Sidecars

### RACE 6 - SECTOR ANALYSIS



SECTOR 1 = FL to I1, SECTOR 2 = I1 to FL, DIFF = Difference To Personal Best Lap, P = Crossed Finish Line in Pit Lane, D = Time Disallowed

P6 44 F2 KING / SIGSWORTH		Lumley Ireson - The Bell on the Common				
IDEAL LAP TIME : 2:15.194		BEST LAP TIME : 2:15.453		DIFFERENCE : 0.259		
LAP	SECTOR 1	SECTOR 2	LAP TIME	MPH	DIFF	TIME OF DAY
1 -		45.096	2:21.836	75.35	6.383	11:35:04.304
2 -	1:31.778	45.596	2:17.374	77.80	1.921	11:37:21.678
3 -	1:31.120	45.172	2:16.292	78.42	0.839	11:39:37.970
4 -	1:30.606	<b>44.847</b>	<b>2:15.453 (1)</b>	<b>78.90</b>		<b>11:41:53.423</b>
5 -	1:30.983	46.222	2:17.205	77.89	1.752	11:44:10.628
6 -	1:30.493	45.539	2:16.032 (2)	78.57	0.579	11:46:26.660
7 -	<b>1:30.347</b>	45.760	2:16.107 (3)	78.52	0.654	11:48:42.767

P7 31 F2 MUNRO / LAWRENCE		Shelbourne Yamaha - Allbikes				
IDEAL LAP TIME : 2:15.217		BEST LAP TIME : 2:15.228		DIFFERENCE : 0.011		
LAP	SECTOR 1	SECTOR 2	LAP TIME	MPH	DIFF	TIME OF DAY
1 -		45.826	2:25.286	73.56	10.058	11:35:07.754
2 -	1:31.931	45.181	2:17.112	77.95	1.884	11:37:24.866
3 -	1:30.461	<b>45.146</b>	2:15.607 (3)	78.81	0.379	11:39:40.473
4 -	1:30.862	45.239	2:16.101	78.53	0.873	11:41:56.574
5 -	1:30.194	45.344	2:15.538 (2)	78.85	0.310	11:44:12.112
6 -	<b>1:30.071</b>	45.157	<b>2:15.228 (1)</b>	<b>79.03</b>		<b>11:46:27.340</b>
7 -	1:31.184	45.295	2:16.479	78.31	1.251	11:48:43.819

P8 76 F2 STREET / CRACKNELL		MRE Suzuki -				
IDEAL LAP TIME : 2:15.533		BEST LAP TIME : 2:15.713		DIFFERENCE : 0.180		
LAP	SECTOR 1	SECTOR 2	LAP TIME	MPH	DIFF	TIME OF DAY
1 -		47.022	2:26.518	72.94	10.805	11:35:08.986
2 -	1:32.166	<b>44.554</b>	2:16.720 (2)	78.17	1.007	11:37:25.706
3 -	<b>1:30.979</b>	44.734	<b>2:15.713 (1)</b>	<b>78.75</b>		<b>11:39:41.419</b>
4 -	1:32.189	45.822	2:18.011 (3)	77.44	2.298	11:41:59.430
5 -	1:32.962	46.462	2:19.424	76.65	3.711	11:44:18.854
6 -	1:33.497	46.311	2:19.808	76.44	4.095	11:46:38.662
7 -	1:32.908	45.985	2:18.893	76.95	3.180	11:48:57.555

P9 6 F2 BELLABY / GRISTWOOD		DDM Suzuki - Gristwood & Toms				
IDEAL LAP TIME : 2:19.289		BEST LAP TIME : 2:19.691		DIFFERENCE : 0.402		
LAP	SECTOR 1	SECTOR 2	LAP TIME	MPH	DIFF	TIME OF DAY
1 -		<b>46.663</b>	2:25.997	73.20	6.306	11:35:08.465
2 -	<b>1:32.626</b>	47.065	<b>2:19.691 (1)</b>	<b>76.51</b>		<b>11:37:28.156</b>
3 -	1:32.827	47.161	2:19.988 (2)	76.34	0.297	11:39:48.144
4 -	1:34.361	46.899	2:21.260 (3)	75.66	1.569	11:42:09.404
5 -	1:34.320	47.463	2:21.783	75.38	2.092	11:44:31.187
6 -	1:33.870	48.174	2:22.044	75.24	2.353	11:46:53.231
7 -	1:34.503	49.146	2:23.649	74.40	3.958	11:49:16.880

P10 412 F1 PETTIS / PHILLIPS		RSR KTM 1190 - Performance technical				
IDEAL LAP TIME : 2:21.717		BEST LAP TIME : 2:22.482		DIFFERENCE : 0.765		
LAP	SECTOR 1	SECTOR 2	LAP TIME	MPH	DIFF	TIME OF DAY
1 -		47.857	2:29.881	71.31	7.399	11:35:12.349
2 -	1:35.113	48.052	2:23.165	74.65	0.683	11:37:35.514
3 -	1:36.114	48.436	2:24.550	73.94	2.068	11:40:00.064
4 -	<b>1:34.524</b>	48.231	2:22.755 (2)	74.87	0.273	11:42:22.819
5 -	1:37.169	47.226	2:24.395	74.01	1.913	11:44:47.214
6 -	1:35.289	<b>47.193</b>	<b>2:22.482 (1)</b>	<b>75.01</b>		<b>11:47:09.696</b>
7 -	1:34.724	48.284	2:23.008 (3)	74.73	0.526	11:49:32.704

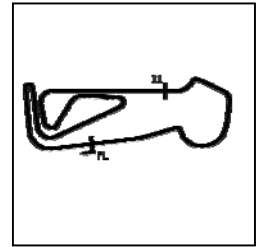
Weather / Track : Sunny / Dry

Snetterton 300  
Circuit Length = 2.9689 miles  
Start: 11:32 Flag 11:47 End: 11:50

# BMCR - MRO Championships 2019 - Rnd 8 @ Snetterton

## RKB/BMCR F1 & F2 Sidecars

### RACE 6 - SECTOR ANALYSIS



SECTOR 1 = FL to I1, SECTOR 2 = I1 to FL, DIFF = Difference To Personal Best Lap, P = Crossed Finish Line in Pit Lane, D = Time Disallowed

P11 46 F2 SAUNDERS / HODGSON		MS Racing Honda -				
IDEAL LAP TIME : 2:22.485		BEST LAP TIME : 2:22.942		DIFFERENCE : 0.457		
LAP	SECTOR 1	SECTOR 2	LAP TIME	MPH	DIFF	TIME OF DAY
1 -		48.759	2:31.458	70.56	8.516	11:35:13.926
2 -	1:35.166	<b>47.888</b>	2:23.054 (2)	74.71	0.112	11:37:36.980
3 -	1:35.551	49.207	2:24.758	73.83	1.816	11:40:01.738
4 -	<b>1:34.597</b>	48.345	<b>2:22.942 (1)</b>	<b>74.77</b>		<b>11:42:24.680</b>
5 -	1:36.094	48.620	2:24.714	73.85	1.772	11:44:49.394
6 -	1:36.688	48.694	2:25.382	73.51	2.440	11:47:14.776
7 -	1:36.074	48.542	2:24.616 (3)	73.90	1.674	11:49:39.392

P12 167 F2 PETTMAN / FIELD		Windle Yamaha -				
IDEAL LAP TIME : 2:25.585		BEST LAP TIME : 2:25.966		DIFFERENCE : 0.381		
LAP	SECTOR 1	SECTOR 2	LAP TIME	MPH	DIFF	TIME OF DAY
1 -		48.976	2:32.867	69.91	6.901	11:35:15.335
2 -	1:37.311	48.736	2:26.047 (2)	73.18	0.081	11:37:41.382
3 -	1:38.037	50.113	2:28.150	72.14	2.184	11:40:09.532
4 -	1:38.778	<b>48.601</b>	2:27.379	72.52	1.413	11:42:36.911
5 -	<b>1:36.984</b>	48.982	<b>2:25.966 (1)</b>	<b>73.22</b>		<b>11:45:02.877</b>
6 -	1:38.219	49.026	2:27.245	72.58	1.279	11:47:30.122
7 -	1:37.812	48.878	2:26.690 (3)	72.86	0.724	11:49:56.812

P13 24 F2 BOELSMA / VAN DER BURG		Honda -				
IDEAL LAP TIME : 2:26.035		BEST LAP TIME : 2:26.719		DIFFERENCE : 0.684		
LAP	SECTOR 1	SECTOR 2	LAP TIME	MPH	DIFF	TIME OF DAY
1 -		<b>49.117</b>	2:33.629	69.57	6.910	11:35:16.097
2 -	1:37.415	49.304	<b>2:26.719 (1)</b>	<b>72.84</b>		<b>11:37:42.816</b>
3 -	<b>1:36.918</b>	50.105	2:27.023 (2)	72.69	0.304	11:40:09.839
4 -	1:38.242	50.455	2:28.697 (3)	71.87	1.978	11:42:38.536
5 -	1:39.276	52.072	2:31.348	70.61	4.629	11:45:09.884
6 -	1:43.365	53.831	2:37.196	67.99	10.477	11:47:47.080

P14 74 F1 RESTALL / RESTALL		RCN Yamaha -				
IDEAL LAP TIME : 2:26.237		BEST LAP TIME : 2:27.442		DIFFERENCE : 1.205		
LAP	SECTOR 1	SECTOR 2	LAP TIME	MPH	DIFF	TIME OF DAY
1 -		52.313	2:45.180	64.70	17.738	11:35:27.648
2 -	1:40.498	51.460	2:31.958	70.33	4.516	11:37:59.606
3 -	1:38.289	51.242	2:29.531	71.47	2.089	11:40:29.137
4 -	1:38.579	50.508	2:29.087 (3)	71.69	1.645	11:42:58.224
5 -	1:38.467	<b>49.513</b>	2:27.980 (2)	72.22	0.538	11:45:26.204
6 -	<b>1:36.724</b>	50.718	<b>2:27.442 (1)</b>	<b>72.49</b>		<b>11:47:53.646</b>

P15 14 F2 BURNS / WINFROW		Honda - MRB Fencing				
IDEAL LAP TIME : 2:32.615		BEST LAP TIME : 2:32.615		DIFFERENCE : 0.000		
LAP	SECTOR 1	SECTOR 2	LAP TIME	MPH	DIFF	TIME OF DAY
1 -		52.097	2:41.560	66.15	8.945	11:35:24.028
2 -	1:44.759	52.488	2:37.247	67.97	4.632	11:38:01.275
3 -	1:42.787	53.273	2:36.060 (3)	68.48	3.445	11:40:37.335
4 -	1:44.224	52.078	2:36.302	68.38	3.687	11:43:13.637
5 -	1:43.274	51.123	2:34.397 (2)	69.22	1.782	11:45:48.034
6 -	<b>1:41.603</b>	<b>51.012</b>	<b>2:32.615 (1)</b>	<b>70.03</b>		<b>11:48:20.649</b>

P16 136 F1 EDWARDS / EDWARDS		BMR Suzuki - ECONOMY HEATING SERVICES				
IDEAL LAP TIME : 2:10.552		BEST LAP TIME : 2:11.003		DIFFERENCE : 0.451		
LAP	SECTOR 1	SECTOR 2	LAP TIME	MPH	DIFF	TIME OF DAY
1 -		43.813	2:16.624	78.22	5.621	11:34:59.092
2 -	1:27.210	<b>43.793</b>	<b>2:11.003 (1)</b>	<b>81.58</b>		<b>11:37:10.095</b>

Weather / Track : Sunny / Dry

Snetterton 300  
Circuit Length = 2.9689 miles  
Start: 11:32 Flag 11:47 End: 11:50

# BMCRC - MRO Championships 2019 - Rnd 8 @ Snetterton

## RKB/BMCRC F1 & F2 Sidecars

### RACE 6 - BEST SECTORS

SECTOR 1			SECTOR 2			IDEAL / BEST COMPARISON						
POS	NO	NAME	TIME	NO	NAME	TIME	POS	NO	NAME	IDEAL	BEST	DIFF
									<b>PERFECT LAP</b>	<b>2:00.661</b>		
1	52	PHILP / BRYANT	<b>1:20.580</b>	52	PHILP / BRYANT	<b>40.081</b>	1	52	PHILP / BRYANT	2:00.661	2:00.672	0.011
2	118	BICKNELL / ENSOR	<b>1:26.155</b>	118	BICKNELL / ENSOR	<b>42.963</b>	2	118	BICKNELL / ENSOR	2:09.118	2:09.118	0.000
3	136	EDWARDS / EDWARDS	<b>1:26.759</b>	136	EDWARDS / EDWARDS	<b>43.793</b>	3	136	EDWARDS / EDWAR	2:10.552	2:11.003	0.451
4	158	EASTELL / GEDDES	<b>1:29.204</b>	37	MORPHET / HALLIBURTON	<b>44.128</b>	4	37	MORPHET / HALLIBL	2:13.496	2:13.656	0.160
5	37	MORPHET / HALLIBURTON	<b>1:29.368</b>	76	STREET / CRACKNELL	<b>44.554</b>	5	158	EASTELL / GEDDES	2:13.800	2:13.800	0.000
6	121	LAWRENCE / HUGHES	<b>1:29.392</b>	158	EASTELL / GEDDES	<b>44.596</b>	6	121	LAWRENCE / HUGHE	2:14.732	2:15.206	0.474
7	31	MUNRO / LAWRENCE	<b>1:30.071</b>	44	KING / SIGSWORTH	<b>44.847</b>	7	44	KING / SIGSWORTH	2:15.194	2:15.453	0.259
8	44	KING / SIGSWORTH	<b>1:30.347</b>	31	MUNRO / LAWRENCE	<b>45.146</b>	8	31	MUNRO / LAWRENCE	2:15.217	2:15.228	0.011
9	76	STREET / CRACKNELL	<b>1:30.979</b>	121	LAWRENCE / HUGHES	<b>45.340</b>	9	76	STREET / CRACKNE	2:15.533	2:15.713	0.180
10	6	BELLABY / GRISTWOOD	<b>1:32.626</b>	6	BELLABY / GRISTWOOD	<b>46.663</b>	10	6	BELLABY / GRISTWC	2:19.289	2:19.691	0.402
11	412	PETTIS / PHILLIPS	<b>1:34.524</b>	412	PETTIS / PHILLIPS	<b>47.193</b>	11	412	PETTIS / PHILLIPS	2:21.717	2:22.482	0.765
12	46	SAUNDERS / HODGSON	<b>1:34.597</b>	46	SAUNDERS / HODGSON	<b>47.888</b>	12	46	SAUNDERS / HODGS	2:22.485	2:22.942	0.457
13	74	RESTALL / RESTALL	<b>1:36.724</b>	167	PETTMAN / FIELD	<b>48.601</b>	13	167	PETTMAN / FIELD	2:25.585	2:25.966	0.381
14	24	BOELSMA / VAN DER BURG	<b>1:36.918</b>	24	BOELSMA / VAN DER BURG	<b>49.117</b>	14	24	BOELSMA / VAN DEF	2:26.035	2:26.719	0.684
15	167	PETTMAN / FIELD	<b>1:36.984</b>	74	RESTALL / RESTALL	<b>49.513</b>	15	74	RESTALL / RESTALL	2:26.237	2:27.442	1.205
16	14	BURNS / WINFROW	<b>1:41.603</b>	14	BURNS / WINFROW	<b>51.012</b>	16	14	BURNS / WINFROW	2:32.615	2:32.615	0.000

Weather / Track : Sunny / Dry

Results can be found at [www.tsl-timing.com](http://www.tsl-timing.com)

Snetterton 300

Circuit Length = 2.9689 miles

Start: 11:32 Flag 11:47 End: 11:50

Printed - 11:51 Sunday, 15 September 2019

### BMCRC - MRO Championships 2019 - Rnd 8 @ Snetterton

#### RKB/BMCRC F1 & F2 Sidecars

#### RACE 15 - GRID (7 Laps)

ROW 8	16	2:32.615	<b>14</b> BURNS / WINFROW	15	2:27.442	<b>74</b> RESTALL / RESTALL
ROW 7		2:26.719	14 <b>24</b> BOELSMA / VAN DER BURG	13	2:25.966	<b>167</b> PETTMAN / FIELD
ROW 6	12	2:22.942	<b>46</b> SAUNDERS / HODGSON	11	2:22.482	<b>412</b> PETTIS / PHILLIPS
ROW 5		2:19.691	10 <b>6</b> BELLABY / GRISTWOOD	9	2:15.713	<b>76</b> STREET / CRACKNELL
ROW 4	8	2:15.453	<b>44</b> KING / SIGSWORTH	7	2:15.228	<b>31</b> MUNRO / LAWRENCE
ROW 3		2:15.206	6 <b>121</b> LAWRENCE / HUGHES	5	2:13.800	<b>158</b> EASTELL / GEDDES
ROW 2	4	2:13.656	<b>37</b> MORPHET / HALLIBURTON	3	2:11.003	<b>136</b> EDWARDS / EDWARDS
ROW 1		2:09.118	2 <b>118</b> BICKNELL / ENSOR	1	2:00.672	<b>52</b> PHILP / BRYANT
<b>Pole</b>						

Snetterton 300  
Circuit Length = 2.9689 miles

These results are provisional until the conclusion of any judicial and technical matters.

Clerk Of Course :	Steward :	Timekeeper :
-------------------	-----------	--------------

Results can be found at [www.tsl-timing.com](http://www.tsl-timing.com)

Printed - 11:52 Sunday, 15 September 2019



### BMCRC - MRO Championships 2019 - Rnd 8 @ Snetterton

### RKB/BMCRC F1 & F2 Sidecars

### RACE 15 - CLASSIFICATION

POS	NO	CL	PIC NAME	ENTRY	LAPS	TIME	GAP	DIFF	MPH	BEST	ON
1	52	F1	1 PHILP / BRYANT	LCR - Brian Gray. Powerbiking	7	14:26.330			86.36	2:00.331	3
2	118	F1	2 BICKNELL / ENSOR	LCR Kawasaki -	7	15:22.571	56.241	56.241	81.09	2:09.557	3
3	136	F1	3 EDWARDS / EDWARDS	BMR Suzuki - ECONOMY HEATING SERVICES	7	15:31.546	1:05.216	8.975	80.31	2:10.610	3
4	37	F2	1 MORPHET / HALLIBURTON	LCR Suzuki -	7	15:44.779	1:18.449	13.233	79.18	2:13.232	4
5	121	F1	4 LAWRENCE / HUGHES	LCR Yamaha -	7	15:55.971	1:29.641	11.192	78.26	2:14.346	2
6	44	F2	2 KING / SIGSWORTH	Lumley Ireson - The Bell on the Common	7	15:56.346	1:30.016	0.375	78.23	2:14.479	4
7	31	F2	3 MUNRO / LAWRENCE	Shelbourne Yamaha - Allbikes	7	16:15.085	1:48.755	18.739	76.72	2:16.826	3
8	76	F2	4 STREET / CRACKNELL	MRE Suzuki -	7	16:27.531	2:01.201	12.446	75.76	2:18.821	2
9	6	F2	5 BELLABY / GRISTWOOD	DDM Suzuki - Gristwood & Toms	7	16:48.290	2:21.960	20.759	74.20	2:21.470	2
10	74	F1	5 RESTALL / RESTALL	RCN Yamaha -	6	14:43.561	1 Lap	1 Lap	72.57	2:23.028	5
11	167	F2	6 PETTMAN / FIELD	Windle Yamaha -	6	14:50.666	1 Lap	7.105	72.00	2:25.329	3

#### NOT CLASSIFIED

DNF	24	F2	BOELSMA / VAN DER BURG	Honda -	2	5:06.259	5 Laps	4 Laps	69.79	2:31.094	2
DNF	14	F2	BURNS / WINFROW	Honda - MRB Fencing	2	5:33.428	5 Laps	27.169	64.11	2:54.323	2
DNF	412	F1	PETTIS / PHILLIPS	RSR KTM 1190 - Performance technical	0						

#### FASTEST LAP

52	F1	PHILP / BRYANT	LCR - Brian Gray. Powerbiking	3	2:00.331	88.82 mph	142.94 kph
37	F2	MORPHET / HALLIBURTON	LCR Suzuki -	4	2:13.232	80.22 mph	129.10 kph

Class F1 - 92.5% of Race Speed = 79.88 mph

Class F2 - 92.5% of Race Speed = 73.24 mph

Snetterton 300  
Circuit Length = 2.9689 miles  
Start: 15:38 Flag 15:53 End: 15:55

Weather / Track : Cloudy / Dry

These results are provisional until the conclusion of any judicial and technical matters.

Clerk Of Course :	Steward :	Timekeeper :
-------------------	-----------	--------------

Results can be found at [www.tsl-timing.com](http://www.tsl-timing.com)

Printed - 15:56 Sunday, 15 September 2019



# BMCRC - MRO Championships 2019 - Rnd 8 @ Snetterton

## RKB/BMCRC F1 & F2 Sidecars

### RACE 15 - LAP CHART

LAP 1 @ 15:40:58.567			LAP 5 @ 15:49:04.404		
NO	BEHIND	LAP TIME	NO	BEHIND	LAP TIME

52		2:07.456	52		2:02.310
136	10.530	2:17.986	118	46.336	2:10.769
118	11.456	2:18.912	136	53.052	2:12.766
37	12.419	2:19.875	37	1:04.355	2:13.340
121	13.633	2:21.089	44	1:08.518	2:15.634
44	14.355	2:21.811	121	1:10.146	2:16.440
31	17.584	2:25.040	31	1:22.725	2:20.087
6	19.985	2:27.441	76	1:33.283	2:20.995
76	20.223	2:27.679	6	1:43.857	2:23.790
167	27.584	2:35.040			
24	27.709	2:35.165			
74	28.670	2:36.126			
14	31.649	2:39.105			

LAP 2 @ 15:43:00.247			LAP 6 @ 15:51:08.657		
NO	BEHIND	LAP TIME	NO	BEHIND	LAP TIME

52		2:01.680	52		2:04.253
118	20.397	2:10.621	74	1 Lap	2:23.028
136	22.503	2:13.653	167	1 Lap	2:26.723
121	26.299	2:14.346	118	53.651	2:11.568
37	27.042	2:16.303	136	1:01.227	2:12.428
44	27.779	2:15.104	37	1:13.817	2:13.715
31	32.880	2:16.976	44	1:21.369	2:17.104
76	37.364	2:18.821	121	1:21.459	2:15.566
6	39.775	2:21.470	31	1:37.050	2:18.578
74	56.188	2:29.198	76	1:49.106	2:20.076
167	56.205	2:30.301	6	2:04.785	2:25.181
24	57.123	2:31.094			
14	1:24.292	2:54.323			

LAP 3 @ 15:45:00.578			LAP 7 @ 15:53:17.441		
NO	BEHIND	LAP TIME	NO	BEHIND	LAP TIME

52		2:00.331	52		2:08.784
118	29.623	2:09.557	74	1 Lap	2:23.329
136	32.782	2:10.610	167	1 Lap	2:26.353
121	41.260	2:15.292	118	56.241	2:11.374
37	41.609	2:14.898	136	1:05.216	2:12.773
44	42.231	2:14.783	37	1:18.449	2:13.416
31	49.375	2:16.826	121	1:29.641	2:16.966
76	55.911	2:18.878	44	1:30.016	2:17.431
6	1:00.981	2:21.537	31	1:48.755	2:20.489
167	1:21.203	2:25.329	76	2:01.201	2:20.879
74	1:22.930	2:27.073	6	2:21.960	2:25.959

LAP 4 @ 15:47:02.094		
NO	BEHIND	LAP TIME

52		2:01.516
118	37.877	2:09.770
136	42.596	2:11.330
37	53.325	2:13.232
44	55.194	2:14.479
121	56.016	2:16.272
31	1:04.948	2:17.089
76	1:14.598	2:20.203
6	1:22.377	2:22.912
74	1:46.221	2:24.807
167	1:46.607	2:26.920

Weather / Track : Cloudy / Dry

Results can be found at [www.tsl-timing.com](http://www.tsl-timing.com)

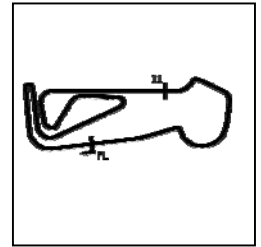
Snetterton 300  
Circuit Length = 2.9689 miles  
Start: 15:38 Flag 15:53 End: 15:55

Printed - 15:57 Sunday, 15 September 2019

# BMCRC - MRO Championships 2019 - Rnd 8 @ Snetterton

## RKB/BMCRC F1 & F2 Sidecars

### RACE 15 - SECTOR ANALYSIS



SECTOR 1 = FL to I1, SECTOR 2 = I1 to FL, DIFF = Difference To Personal Best Lap, P = Crossed Finish Line in Pit Lane, D = Time Disallowed

P1 52 F1 PHILP / BRYANT		LCR - Brian Gray, Powerbiking				
IDEAL LAP TIME : 2:00.331		BEST LAP TIME : 2:00.331		DIFFERENCE : 0.000		
LAP	SECTOR 1	SECTOR 2	LAP TIME	MPH	DIFF	TIME OF DAY
1 -		40.394	2:07.456	83.85	7.125	15:40:58.567
2 -	1:21.375	40.305	2:01.680 (3)	87.83	1.349	15:43:00.247
3 -	<b>1:20.484</b>	<b>39.847</b>	<b>2:00.331 (1)</b>	<b>88.82</b>		<b>15:45:00.578</b>
4 -	1:21.091	40.425	2:01.516 (2)	87.95	1.185	15:47:02.094
5 -	1:20.760	41.550	2:02.310	87.38	1.979	15:49:04.404
6 -	1:21.909	42.344	2:04.253	86.01	3.922	15:51:08.657
7 -	1:21.425	47.359	2:08.784	82.99	8.453	15:53:17.441

P2 118 F1 BICKNELL / ENSOR		LCR Kawasaki -				
IDEAL LAP TIME : 2:09.046		BEST LAP TIME : 2:09.557		DIFFERENCE : 0.511		
LAP	SECTOR 1	SECTOR 2	LAP TIME	MPH	DIFF	TIME OF DAY
1 -		44.102	2:18.912	76.94	9.355	15:41:10.023
2 -	1:27.466	43.155	2:10.621 (3)	81.82	1.064	15:43:20.644
3 -	1:26.710	<b>42.847</b>	<b>2:09.557 (1)</b>	<b>82.49</b>		<b>15:45:30.201</b>
4 -	<b>1:26.199</b>	43.571	2:09.770 (2)	82.36	0.213	15:47:39.971
5 -	1:27.426	43.343	2:10.769	81.73	1.212	15:49:50.740
6 -	1:27.588	43.980	2:11.568	81.23	2.011	15:52:02.308
7 -	1:27.282	44.092	2:11.374	81.35	1.817	15:54:13.682

P3 136 F1 EDWARDS / EDWARDS		BMR Suzuki - ECONOMY HEATING SERVICES				
IDEAL LAP TIME : 2:10.610		BEST LAP TIME : 2:10.610		DIFFERENCE : 0.000		
LAP	SECTOR 1	SECTOR 2	LAP TIME	MPH	DIFF	TIME OF DAY
1 -		44.235	2:17.986	77.45	7.376	15:41:09.097
2 -	1:28.837	44.816	2:13.653	79.96	3.043	15:43:22.750
3 -	<b>1:27.212</b>	<b>43.398</b>	<b>2:10.610 (1)</b>	<b>81.83</b>		<b>15:45:33.360</b>
4 -	1:27.324	44.006	2:11.330 (2)	81.38	0.720	15:47:44.690
5 -	1:28.187	44.579	2:12.766	80.50	2.156	15:49:57.456
6 -	1:28.150	44.278	2:12.428 (3)	80.70	1.818	15:52:09.884
7 -	1:27.777	44.996	2:12.773	80.49	2.163	15:54:22.657

P4 37 F2 MORPHET / HALLIBURTON		LCR Suzuki -				
IDEAL LAP TIME : 2:13.214		BEST LAP TIME : 2:13.232		DIFFERENCE : 0.018		
LAP	SECTOR 1	SECTOR 2	LAP TIME	MPH	DIFF	TIME OF DAY
1 -		44.614	2:19.875	76.41	6.643	15:41:10.986
2 -	1:30.145	46.158	2:16.303	78.41	3.071	15:43:27.289
3 -	1:29.688	45.210	2:14.898	79.23	1.666	15:45:42.187
4 -	1:28.999	<b>44.233</b>	<b>2:13.232 (1)</b>	<b>80.22</b>		<b>15:47:55.419</b>
5 -	<b>1:28.981</b>	44.359	2:13.340 (2)	80.15	0.108	15:50:08.759
6 -	1:29.333	44.382	2:13.715	79.93	0.483	15:52:22.474
7 -	1:29.039	44.377	2:13.416 (3)	80.11	0.184	15:54:35.890

P5 121 F1 LAWRENCE / HUGHES		LCR Yamaha -				
IDEAL LAP TIME : 2:13.753		BEST LAP TIME : 2:14.346		DIFFERENCE : 0.593		
LAP	SECTOR 1	SECTOR 2	LAP TIME	MPH	DIFF	TIME OF DAY
1 -		<b>44.763</b>	2:21.089	75.75	6.743	15:41:12.200
2 -	<b>1:28.990</b>	45.356	<b>2:14.346 (1)</b>	<b>79.55</b>		<b>15:43:26.546</b>
3 -	1:29.229	46.063	2:15.292 (2)	79.00	0.946	15:45:41.838
4 -	1:30.402	45.870	2:16.272	78.43	1.926	15:47:58.110
5 -	1:30.614	45.826	2:16.440	78.33	2.094	15:50:14.550
6 -	1:29.874	45.692	2:15.566 (3)	78.84	1.220	15:52:30.116
7 -	1:31.061	45.905	2:16.966	78.03	2.620	15:54:47.082

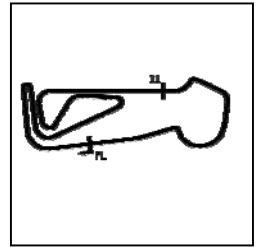
Weather / Track : Cloudy / Dry

Snetterton 300  
Circuit Length = 2.9689 miles  
Start: 15:38 Flag 15:53 End: 15:55

# BMCRC - MRO Championships 2019 - Rnd 8 @ Snetterton

## RKB/BMCRC F1 & F2 Sidecars

### RACE 15 - SECTOR ANALYSIS



SECTOR 1 = FL to I1, SECTOR 2 = I1 to FL, DIFF = Difference To Personal Best Lap, P = Crossed Finish Line in Pit Lane, D = Time Disallowed

P6 44 F2 KING / SIGSWORTH		Lumley Ireson - The Bell on the Common				
IDEAL LAP TIME : 2:13.973		BEST LAP TIME : 2:14.479		DIFFERENCE : 0.506		
LAP	SECTOR 1	SECTOR 2	LAP TIME	MPH	DIFF	TIME OF DAY
1 -		45.565	2:21.811	75.36	7.332	15:41:12.922
2 -	1:30.550	<b>44.554</b>	2:15.104 (3)	79.11	0.625	15:43:28.026
3 -	<b>1:29.419</b>	45.364	2:14.783 (2)	79.29	0.304	15:45:42.809
4 -	1:29.803	44.676	<b>2:14.479 (1)</b>	<b>79.47</b>		<b>15:47:57.288</b>
5 -	1:30.730	44.904	2:15.634	78.80	1.155	15:50:12.922
6 -	1:32.083	45.021	2:17.104	77.95	2.625	15:52:30.026
7 -	1:31.521	45.910	2:17.431	77.77	2.952	15:54:47.457

P7 31 F2 MUNRO / LAWRENCE		Shelbourne Yamaha - Allbikes				
IDEAL LAP TIME : 2:16.472		BEST LAP TIME : 2:16.826		DIFFERENCE : 0.354		
LAP	SECTOR 1	SECTOR 2	LAP TIME	MPH	DIFF	TIME OF DAY
1 -		<b>45.309</b>	2:25.040	73.69	8.214	15:41:16.151
2 -	1:31.348	45.628	2:16.976 (2)	78.02	0.150	15:43:33.127
3 -	<b>1:31.163</b>	45.663	<b>2:16.826 (1)</b>	<b>78.11</b>		<b>15:45:49.953</b>
4 -	1:31.518	45.571	2:17.089 (3)	77.96	0.263	15:48:07.042
5 -	1:33.325	46.762	2:20.087	76.29	3.261	15:50:27.129
6 -	1:32.443	46.135	2:18.578	77.12	1.752	15:52:45.707
7 -	1:33.826	46.663	2:20.489	76.07	3.663	15:55:06.196

P8 76 F2 STREET / CRACKNELL		MRE Suzuki -				
IDEAL LAP TIME : 2:18.014		BEST LAP TIME : 2:18.821		DIFFERENCE : 0.807		
LAP	SECTOR 1	SECTOR 2	LAP TIME	MPH	DIFF	TIME OF DAY
1 -		47.550	2:27.679	72.37	8.858	15:41:18.790
2 -	1:33.296	<b>45.525</b>	<b>2:18.821 (1)</b>	<b>76.99</b>		<b>15:43:37.611</b>
3 -	<b>1:32.489</b>	46.389	2:18.878 (2)	76.96	0.057	15:45:56.489
4 -	1:33.672	46.531	2:20.203	76.23	1.382	15:48:16.692
5 -	1:34.443	46.552	2:20.995	75.80	2.174	15:50:37.687
6 -	1:33.797	46.279	2:20.076 (3)	76.30	1.255	15:52:57.763
7 -	1:34.435	46.444	2:20.879	75.86	2.058	15:55:18.642

P9 6 F2 BELLABY / GRISTWOOD		DDM Suzuki - Gristwood & Toms				
IDEAL LAP TIME : 2:21.053		BEST LAP TIME : 2:21.470		DIFFERENCE : 0.417		
LAP	SECTOR 1	SECTOR 2	LAP TIME	MPH	DIFF	TIME OF DAY
1 -		47.722	2:27.441	72.49	5.971	15:41:18.552
2 -	<b>1:33.487</b>	47.983	<b>2:21.470 (1)</b>	<b>75.55</b>		<b>15:43:40.022</b>
3 -	1:33.971	<b>47.566</b>	2:21.537 (2)	75.51	0.067	15:46:01.559
4 -	1:34.403	48.509	2:22.912 (3)	74.78	1.442	15:48:24.471
5 -	1:35.078	48.712	2:23.790	74.33	2.320	15:50:48.261
6 -	1:35.825	49.356	2:25.181	73.61	3.711	15:53:13.442
7 -	1:36.871	49.088	2:25.959	73.22	4.489	15:55:39.401

P10 74 F1 RESTALL / RESTALL		RCN Yamaha -				
IDEAL LAP TIME : 2:23.028		BEST LAP TIME : 2:23.028		DIFFERENCE : 0.000		
LAP	SECTOR 1	SECTOR 2	LAP TIME	MPH	DIFF	TIME OF DAY
1 -		49.249	2:36.126	68.45	13.098	15:41:27.237
2 -	1:38.277	50.921	2:29.198	71.63	6.170	15:43:56.435
3 -	1:37.685	49.388	2:27.073	72.67	4.045	15:46:23.508
4 -	1:35.685	49.122	2:24.807 (3)	73.80	1.779	15:48:48.315
5 -	<b>1:34.883</b>	<b>48.145</b>	<b>2:23.028 (1)</b>	<b>74.72</b>		<b>15:51:11.343</b>
6 -	1:35.015	48.314	2:23.329 (2)	74.57	0.301	15:53:34.672

Weather / Track : Cloudy / Dry

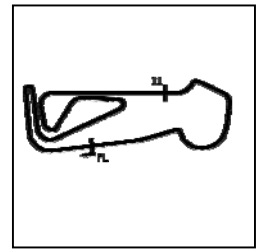
Snetterton 300  
Circuit Length = 2.9689 miles  
Start: 15:38 Flag 15:53 End: 15:55



# BMCRC - MRO Championships 2019 - Rnd 8 @ Snetterton

## RKB/BMCRC F1 & F2 Sidecars

### RACE 15 - SECTOR ANALYSIS



SECTOR 1 = FL to I1, SECTOR 2 = I1 to FL, DIFF = Difference To Personal Best Lap, P = Crossed Finish Line in Pit Lane, D = Time Disallowed

P11 167 F2		PETTMAN / FIELD		Windle Yamaha -		
IDEAL LAP TIME : 2:25.329		BEST LAP TIME : 2:25.329		DIFFERENCE : 0.000		
LAP	SECTOR 1	SECTOR 2	LAP TIME	MPH	DIFF	TIME OF DAY
1 -		49.228	2:35.040	68.93	9.711	15:41:26.151
2 -	1:40.319	49.982	2:30.301	71.11	4.972	15:43:56.452
<b>3 -</b>	<b>1:36.936</b>	<b>48.393</b>	<b>2:25.329 (1)</b>	<b>73.54</b>		<b>15:46:21.781</b>
4 -	1:37.914	49.006	2:26.920	72.74	1.591	15:48:48.701
5 -	1:37.938	48.785	2:26.723 (3)	72.84	1.394	15:51:15.424
6 -	1:37.313	49.040	2:26.353 (2)	73.02	1.024	15:53:41.777

P12 24 F2		BOELSMA / VAN DER BURG		Honda -		
IDEAL LAP TIME : 2:29.225		BEST LAP TIME : 2:31.094		DIFFERENCE : 1.869		
LAP	SECTOR 1	SECTOR 2	LAP TIME	MPH	DIFF	TIME OF DAY
1 -		<b>50.144</b>	2:35.165	68.88	4.071	15:41:26.276
<b>2 -</b>	<b>1:39.081</b>	52.013	<b>2:31.094 (1)</b>	<b>70.73</b>		<b>15:43:57.370</b>

P13 14 F2		BURNS / WINFROW		Honda - MRB Fencing		
IDEAL LAP TIME : 2:42.423		BEST LAP TIME : 2:54.323		DIFFERENCE : 11.900		
LAP	SECTOR 1	SECTOR 2	LAP TIME	MPH	DIFF	TIME OF DAY
1 -		<b>51.138</b>	2:39.105	67.17		15:41:30.216
<b>2 -</b>	<b>1:51.285</b>	1:03.038	<b>2:54.323 (1)</b>	<b>61.31</b>		<b>15:44:24.539</b>

Weather / Track : Cloudy / Dry

Snetterton 300  
 Circuit Length = 2.9689 miles  
 Start: 15:38 Flag 15:53 End: 15:55

# BMCRC - MRO Championships 2019 - Rnd 8 @ Snetterton

## RKB/BMCRC F1 & F2 Sidecars

### RACE 15 - BEST SECTORS

SECTOR 1			SECTOR 2			IDEAL / BEST COMPARISON						
POS	NO	NAME	TIME	NO	NAME	TIME	POS	NO	NAME	IDEAL	BEST	DIFF
									<b>PERFECT LAP</b>	<b>2:00.331</b>		
1	52	PHILP / BRYANT	<b>1:20.484</b>	52	PHILP / BRYANT	<b>39.847</b>	1	52	PHILP / BRYANT	2:00.331	2:00.331	0.000
2	118	BICKNELL / ENSOR	<b>1:26.199</b>	118	BICKNELL / ENSOR	<b>42.847</b>	2	118	BICKNELL / ENSOR	2:09.046	2:09.557	0.511
3	136	EDWARDS / EDWARDS	<b>1:27.212</b>	136	EDWARDS / EDWARDS	<b>43.398</b>	3	136	EDWARDS / EDWAR	2:10.610	2:10.610	0.000
4	37	MORPHET / HALLIBURTON	<b>1:28.981</b>	37	MORPHET / HALLIBURTON	<b>44.233</b>	4	37	MORPHET / HALLIBL	2:13.214	2:13.232	0.018
5	121	LAWRENCE / HUGHES	<b>1:28.990</b>	44	KING / SIGSWORTH	<b>44.554</b>	5	121	LAWRENCE / HUGHE	2:13.753	2:14.346	0.593
6	44	KING / SIGSWORTH	<b>1:29.419</b>	121	LAWRENCE / HUGHES	<b>44.763</b>	6	44	KING / SIGSWORTH	2:13.973	2:14.479	0.506
7	31	MUNRO / LAWRENCE	<b>1:31.163</b>	31	MUNRO / LAWRENCE	<b>45.309</b>	7	31	MUNRO / LAWRENCE	2:16.472	2:16.826	0.354
8	76	STREET / CRACKNELL	<b>1:32.489</b>	76	STREET / CRACKNELL	<b>45.525</b>	8	76	STREET / CRACKNE	2:18.014	2:18.821	0.807
9	6	BELLABY / GRISTWOOD	<b>1:33.487</b>	6	BELLABY / GRISTWOOD	<b>47.566</b>	9	6	BELLABY / GRISTWC	2:21.053	2:21.470	0.417
10	74	RESTALL / RESTALL	<b>1:34.883</b>	74	RESTALL / RESTALL	<b>48.145</b>	10	74	RESTALL / RESTALL	2:23.028	2:23.028	0.000
11	167	PETTMAN / FIELD	<b>1:36.936</b>	167	PETTMAN / FIELD	<b>48.393</b>	11	167	PETTMAN / FIELD	2:25.329	2:25.329	0.000
12	24	BOELSMA / VAN DER BURG	<b>1:39.081</b>	24	BOELSMA / VAN DER BURG	<b>50.144</b>	12	24	BOELSMA / VAN DEF	2:29.225	2:31.094	1.869
13	14	BURNS / WINFROW	<b>1:51.285</b>	14	BURNS / WINFROW	<b>51.138</b>	13	14	BURNS / WINFROW	2:42.423	2:54.323	11.900

14

Weather / Track : Cloudy / Dry

Results can be found at [www.tsl-timing.com](http://www.tsl-timing.com)

Snetterton 300

Circuit Length = 2.9689 miles

Start: 15:38 Flag 15:53 End: 15:55

Printed - 15:57 Sunday, 15 September 2019

BMCRC-MRO Championships 2018



# BMCRC THUNDERBIKE EXTREME & ULTRA

**Snetterton 300 Circuit**

**14<sup>th</sup> / 15<sup>th</sup> September 2019**



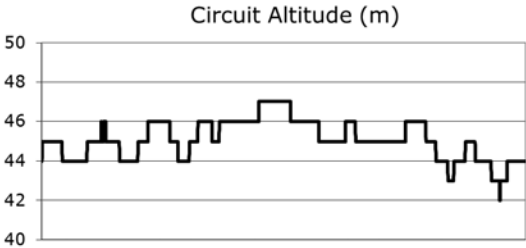
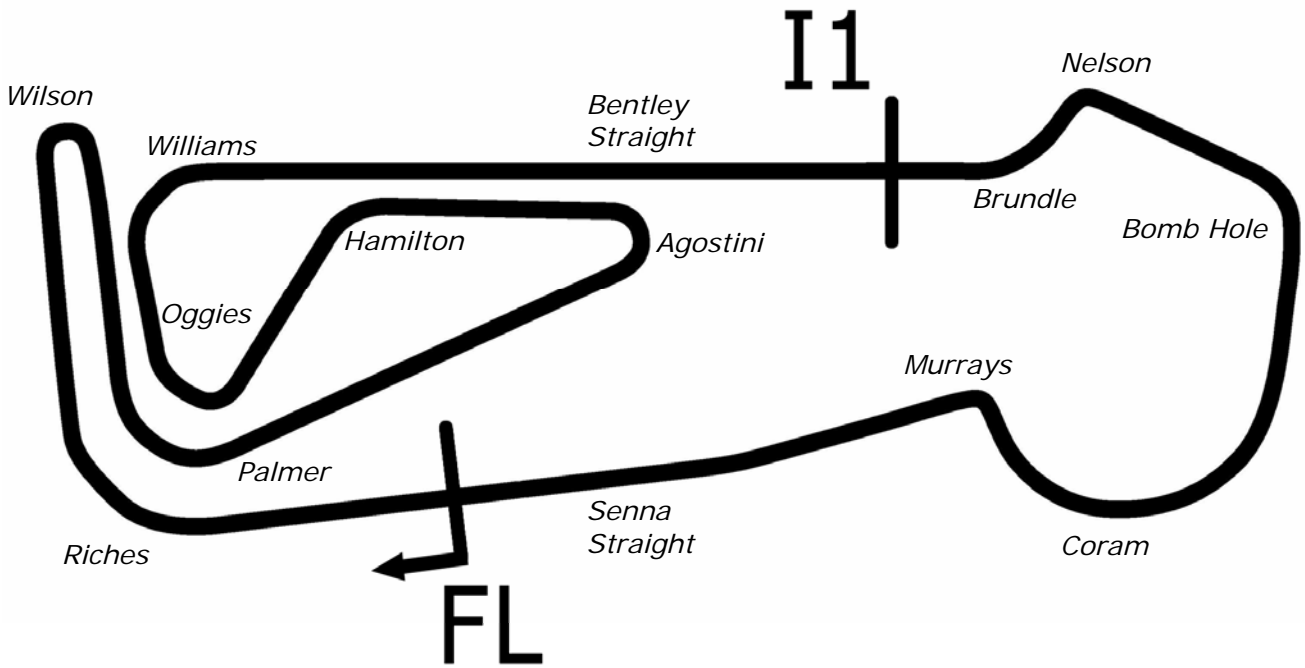
Results Provided by Timing Solutions Ltd  
[www.tsl-timing.com](http://www.tsl-timing.com)

# Snetterton 300



SPORTS TIMING

TIMING SOLUTIONS LTD



Length	2.9689 miles	4778.0 m	
FL		52.46340 N	0.94476 E
I1	3198m	52.46617 N	0.94964 E
Pit Entry	4572m	52.46364 N	0.94774 E
Pit Exit	40m after FL	52.46338 N	0.94420 E
Pit Entry–Pit Exit 246m, 14.7s @60kph, 11.0s @80kph			

All results available at [www.tsl-timing.com](http://www.tsl-timing.com)

# BMCRC - MRO Championships 2019 - Rnd 8 @ Snetterton

## BMCRC Thunderbike Extreme & Ultra and L&W Contractors BMCRC Rookie 1000

### QUALIFYING - CLASSIFICATION

POS	NO	CL	PIC NAME	ENTRY	TIME	ON	LAPS	GAP	DIFF	MPH
1	9	1000	1 Luke DIXON	Bmw -	2:00.384	7	7			88.78
2	1	UL	1 Barry CHAMBERLAIN	Suzuki - Airsys.co.uk	2:00.959	7	7	0.575	0.575	88.36
3	143	UL	2 Steve PALMER	Suzuki - 4CB/Mk1 Transit racing	2:01.325	5	6	0.941	0.366	88.09
4	71	1000	2 Seb JENKINS	Yamaha - Somebody please sponsor me!	2:01.799	7	7	1.415	0.474	87.75
5	140	UL	3 Aiden PATMORE	Yamaha - TBR Performance/NW Roofing	2:02.009	6	7	1.625	0.210	87.60
6	11	UL	4 Josh HARVEY	Yamaha - NR Racing	2:02.577	4	5	2.193	0.568	87.19
7	76	UL	5 Jason BYARD	Suzuki - May Construction	2:04.078	6	6	3.694	1.501	86.14
8	40	EX	1 David SHELVEY	Suzuki - ymark.com	2:04.184	6	6	3.800	0.106	86.06
9	258	UL	6 Ande FRIEND	Kawasaki - Flying colours Motorcycle Training	2:04.722	6	6	4.338	0.538	85.69
10	14	1000	3 Paul GALLINGTON	Honda - More Moto	2:06.022	6	6	5.638	1.300	84.81
11	54	EX	2 Andrew SAUNDERS	Suzuki - SDC PERFORMANCE	2:06.916	3	4	6.532	0.894	84.21
12	421	UL	7 Daniel TINSLEY	Yamaha -	2:07.219	5	6	6.835	0.303	84.01
13	58	UL	8 Michael ALLEN	Kawasaki -	2:08.369	2	4	7.985	1.150	83.26
14	117	EX	3 Raymond STAGG	Suzuki -	2:09.194	3	5	8.810	0.825	82.72
15	16	UL	9 Matthew WREN	Suzuki - TBR performance	2:09.250	6	6	8.866	0.056	82.69
16	100	1000	4 James FEARN	Honda -	2:10.272	6	6	9.888	1.022	82.04
17	20	EX	4 Marc CRESSWELL	Honda - Fishbowl Racing	2:10.383	6	6	9.999	0.111	81.97
18	77	EX	5 David MAY	Suzuki - ELP Racing	2:10.641	5	6	10.257	0.258	81.81
19	78	UL	10 Jamie THOMAS	Suzuki - Team RubyRacing	2:10.734	4	5	10.350	0.093	81.75
20	55	EX	6 Nick HODGINS	Suzuki - Sam Saunders Racing	2:11.777	5	6	11.393	1.043	81.10
21	39	EX	7 Rob WILLIAMS	Suzuki -	2:12.802	4	6	12.418	1.025	80.48
22	228	EX	8 Clive EMERSON	Honda -	2:13.479	6	6	13.095	0.677	80.07
23	115	UL	11 Adrian HARTOG	Suzuki -	2:14.246	3	3	13.862	0.767	79.61
24	669	1000	5 Jonny HILL	Honda - Michael J Lonsdale ltd HM Racing	2:14.493	4	6	14.109	0.247	79.46
25	83	1000	6 James PRESTON	S1000 -	2:14.818	5	6	14.434	0.325	79.27
26	138	1000	7 Mike LONG	Kawasaki - True heroes racing	2:14.952	6	6	14.568	0.134	79.19
27	171	EX	9 Daniel GIBBS	Suzuki - Thomas Racing	2:15.866	6	6	15.482	0.914	78.66
28	45	1000	8 John FORTEY	Suzuki -	2:16.530	5	6	16.146	0.664	78.28
29	35	EX	10 Stephen HARVEY	Yamaha -	2:16.786	4	6	16.402	0.256	78.13
30	103	1000	9 Craig GOFFORD	Suzuki -	2:17.351	6	6	16.967	0.565	77.81
31	46	EX	11 Adrian DRAPER	Suzuki - droopy racing uk	2:17.506	6	6	17.122	0.155	77.72
32	36	1000	10 James WIGGINS	Kawasaki -	2:19.156	4	4	18.772	1.650	76.80
33	226	EX	12 Andrew HOBBS	Yamaha - chubby racing	2:20.671	4	6	20.287	1.515	75.97
34	180	EX	13 Mark OVEL	Yamaha -	2:22.616	6	6	22.232	1.945	74.94
35	24	EX	14 Mark REYNOLDS	Aprilia -	2:25.381	6	6	24.997	2.765	73.51
36	526	EX	15 Michael ARMANI	Honda -	2:25.633	3	4	25.249	0.252	73.39
37	18	EX	16 Stuart ALBON	Honda -	2:33.560	5	5	33.176	7.927	69.60
38	62	EX	17 Paul YOUNGE	Yamaha -	2:34.970	4	4	34.586	1.410	68.96
39	31	EX	18 Pete SANDERSON	Suzuki - #sellingeverythingtorace	2:36.080	4	5	35.696	1.110	68.47
40	996	EX	19 George PRINOS	Ducati - KAPPA PLANNING LTD	2:39.778	3	4	39.394	3.698	66.89
41	212	1000	12 Tim BENNETT	Yamaha - www.maxpowerracing.uk	2:40.077	5	5	39.693	0.299	66.76

Snetterton 300

Circuit Length = 2.9689 miles

Start: 09:00 Flag 09:13 End: 09:15

Weather / Track : Bright / Dry

These results are provisional until the conclusion of any judicial and technical matters.

Clerk Of Course :	Steward :	Timekeeper :

Results can be found at [www.tsl-timing.com](http://www.tsl-timing.com)

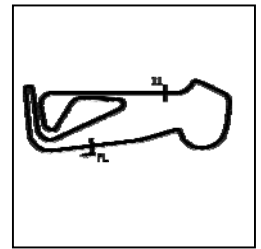
Printed - 09:16 Saturday, 14 September 2019



# BMCRC - MRO Championships 2019 - Rnd 8 @ Snetterton

## BMCRC Thunderbike Extreme & Ultra and L&W Contractors BMCRC Rookie 1000

### QUALIFYING - SECTOR ANALYSIS



SECTOR 1 = FL to I1, SECTOR 2 = I1 to FL, DIFF = Difference To Personal Best Lap, P = Crossed Finish Line in Pit Lane, D = Time Disallowed

P1		9 1000	Luke DIXON		Bmw -		
IDEAL LAP TIME : 1:59.761		BEST LAP TIME : 2:00.384		DIFFERENCE : 0.623			
LAP	SECTOR 1	SECTOR 2	LAP TIME	MPH	DIFF	TIME OF DAY	
1 -	1:30.964	43.983	2:14.947	79.20	14.563	09:02:40.375	
2 -	1:24.338	42.826	2:07.164	84.04	6.780	09:04:47.539	
3 -	1:21.450	40.791	2:02.241	87.43	1.857	09:06:49.780	
4 -	1:21.338	40.838	2:02.176	87.48	1.792	09:08:51.956	
5 -	1:20.707	41.209	2:01.916 (3)	87.66	1.532	09:10:53.872	
6 -	1:20.294	<b>40.164</b>	2:00.458 (2)	88.72	0.074	09:12:54.330	
7 -	<b>1:19.597</b>	40.787	<b>2:00.384 (1)</b>	<b>88.78</b>		<b>09:14:54.714</b>	

P2		1 UL	Barry CHAMBERLAIN		Suzuki - Airsys.co.uk		
IDEAL LAP TIME : 2:00.959		BEST LAP TIME : 2:00.959		DIFFERENCE : 0.000			
LAP	SECTOR 1	SECTOR 2	LAP TIME	MPH	DIFF	TIME OF DAY	
1 -	1:32.558	43.060	2:15.618	78.81	14.659	09:02:49.964	
2 -	1:22.172	41.461	2:03.633	86.45	2.674	09:04:53.597	
3 -	1:22.010	40.970	2:02.980	86.90	2.021	09:06:56.577	
4 -	1:20.584	41.100	2:01.684 (2)	87.83	0.725	09:08:58.261	
5 -	1:20.777	40.966	2:01.743 (3)	87.79	0.784	09:11:00.004	
6 -	1:21.782	43.609	2:05.391	85.23	4.432	09:13:05.395	
7 -	<b>1:20.146</b>	<b>40.813</b>	<b>2:00.959 (1)</b>	<b>88.36</b>		<b>09:15:06.354</b>	

P3		143 UL	Steve PALMER		Suzuki - 4C8/Mk1 Transit racing		
IDEAL LAP TIME : 2:01.325		BEST LAP TIME : 2:01.325		DIFFERENCE : 0.000			
LAP	SECTOR 1	SECTOR 2	LAP TIME	MPH	DIFF	TIME OF DAY	
1 -	1:32.806	44.666	2:17.472	77.74	16.147	09:03:56.104	
2 -	1:23.884	43.145	2:07.029	84.13	5.704	09:06:03.133	
3 -	1:23.900	42.429	2:06.329	84.60	5.004	09:08:09.462	
4 -	1:21.146	41.977	2:03.123 (2)	86.80	1.798	09:10:12.585	
5 -	<b>1:20.975</b>	<b>40.350</b>	<b>2:01.325 (1)</b>	<b>88.09</b>		<b>09:12:13.910</b>	
6 -	1:23.439	41.287	2:04.726 (3)	85.69	3.401	09:14:18.636	

P4		71 1000	Seb JENKINS		Yamaha - Somebody please sponsor me!		
IDEAL LAP TIME : 2:01.615		BEST LAP TIME : 2:01.799		DIFFERENCE : 0.184			
LAP	SECTOR 1	SECTOR 2	LAP TIME	MPH	DIFF	TIME OF DAY	
1 -	1:31.350	44.210	2:15.560	78.84	13.761	09:02:39.816	
2 -	1:24.550	43.702	2:08.252	83.33	6.453	09:04:48.068	
3 -	1:22.858	41.589	2:04.447	85.88	2.648	09:06:52.515	
4 -	1:22.717	41.173	2:03.890 (3)	86.27	2.091	09:08:56.405	
5 -	1:23.508	<b>40.675</b>	2:04.183	86.06	2.384	09:11:00.588	
6 -	1:21.567	41.207	2:02.774 (2)	87.05	0.975	09:13:03.362	
7 -	<b>1:20.940</b>	40.859	<b>2:01.799 (1)</b>	<b>87.75</b>		<b>09:15:05.161</b>	

P5		140 UL	Aiden PATMORE		Yamaha - TBR Performance/NW Roofing		
IDEAL LAP TIME : 2:01.200		BEST LAP TIME : 2:02.009		DIFFERENCE : 0.809			
LAP	SECTOR 1	SECTOR 2	LAP TIME	MPH	DIFF	TIME OF DAY	
1 -	1:31.723	43.763	2:15.486	78.88	13.477	09:02:39.041	
2 -	1:23.420	41.712	2:05.132 (3)	85.41	3.123	09:04:44.173	
3 -	1:21.165	<b>40.979</b>	2:02.144 (2)	87.50	0.135	09:06:46.317	
4 -	1:32.187	41.476	2:13.663	79.96	11.654	09:08:59.980	
5 -	1:24.196	43.454	2:07.650	83.72	5.641	09:11:07.630	
6 -	<b>1:20.221</b>	41.788	<b>2:02.009 (1)</b>	<b>87.60</b>		<b>09:13:09.639</b>	
7 -	1:30.156	46.215	2:16.371	78.37	14.362	09:15:26.010	

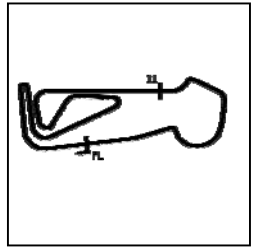
Weather / Track : Bright / Dry

Snetterton 300  
Circuit Length = 2.9689 miles  
Start: 09:00 Flag 09:13 End: 09:15

# BMCRC - MRO Championships 2019 - Rnd 8 @ Snetterton

## BMCRC Thunderbike Extreme & Ultra and L&W Contractors BMCRC Rookie 1000

### QUALIFYING - SECTOR ANALYSIS



SECTOR 1 = FL to I1, SECTOR 2 = I1 to FL, DIFF = Difference To Personal Best Lap, P = Crossed Finish Line in Pit Lane, D = Time Disallowed

P6 11 UL		Josh HARVEY		Yamaha - NR Racing		
IDEAL LAP TIME : 2:02.322		BEST LAP TIME : 2:02.577		DIFFERENCE : 0.255		
LAP	SECTOR 1	SECTOR 2	LAP TIME	MPH	DIFF	TIME OF DAY
1 -	1:37.177	45.093	2:22.270	75.12	19.693	09:03:13.049
2 -	1:28.496	41.984	2:10.480	81.91	7.903	09:05:23.529
3 -	1:22.517	42.063	2:04.580 (3)	85.79	2.003	09:07:28.109
4 -	1:21.870	<b>40.707</b>	<b>2:02.577 (1)</b>	<b>87.19</b>		<b>09:09:30.686</b>
5 -	<b>1:21.615</b>	41.121	2:02.736 (2)	87.08	0.159	09:11:33.422

P7 76 UL		Jason BYARD		Suzuki - May Construction		
IDEAL LAP TIME : 2:04.078		BEST LAP TIME : 2:04.078		DIFFERENCE : 0.000		
LAP	SECTOR 1	SECTOR 2	LAP TIME	MPH	DIFF	TIME OF DAY
1 -	1:33.543	47.998	2:21.541	75.51	17.463	09:03:25.329
2 -	1:31.454	44.502	2:15.956	78.61	11.878	09:05:41.285
3 -	1:26.804	43.250	2:10.054	82.18	5.976	09:07:51.339
4 -	1:25.966	42.641	2:08.607 (3)	83.10	4.529	09:09:59.946
5 -	1:23.408	42.868	2:06.276 (2)	84.64	2.198	09:12:06.222
6 -	<b>1:22.238</b>	<b>41.840</b>	<b>2:04.078 (1)</b>	<b>86.14</b>		<b>09:14:10.300</b>

P8 40 EX		David SHELVEY		Suzuki - ymark.com		
IDEAL LAP TIME : 2:04.184		BEST LAP TIME : 2:04.184		DIFFERENCE : 0.000		
LAP	SECTOR 1	SECTOR 2	LAP TIME	MPH	DIFF	TIME OF DAY
1 -	1:39.668	44.999	2:24.667	73.88	20.483	09:03:50.611
2 -	1:27.221	43.144	2:10.365	81.98	6.181	09:06:00.976
3 -	1:25.425	42.665	2:08.090	83.44	3.906	09:08:09.066
4 -	1:23.401	43.100	2:06.501 (2)	84.49	2.317	09:10:15.567
5 -	1:24.915	41.999	2:06.914 (3)	84.21	2.730	09:12:22.481
6 -	<b>1:23.043</b>	<b>41.141</b>	<b>2:04.184 (1)</b>	<b>86.06</b>		<b>09:14:26.665</b>

P9 258 UL		Ande FRIEND		Kawasaki - Flying colours Motorcycle Training		
IDEAL LAP TIME : 2:04.722		BEST LAP TIME : 2:04.722		DIFFERENCE : 0.000		
LAP	SECTOR 1	SECTOR 2	LAP TIME	MPH	DIFF	TIME OF DAY
1 -	1:42.559	47.803	2:30.362	71.08	25.640	09:03:19.030
2 -	1:30.190	44.887	2:15.077	79.12	10.355	09:05:34.107
3 -	1:27.557	42.306	2:09.863	82.30	5.141	09:07:43.970
4 -	1:24.200	41.969	2:06.169 (2)	84.71	1.447	09:09:50.139
5 -	1:24.399	41.911	2:06.310 (3)	84.61	1.588	09:11:56.449
6 -	<b>1:23.297</b>	<b>41.425</b>	<b>2:04.722 (1)</b>	<b>85.69</b>		<b>09:14:01.171</b>

P10 14 1000		Paul GALLINGTON		Honda - More Moto		
IDEAL LAP TIME : 2:06.022		BEST LAP TIME : 2:06.022		DIFFERENCE : 0.000		
LAP	SECTOR 1	SECTOR 2	LAP TIME	MPH	DIFF	TIME OF DAY
1 -	1:35.726	46.070	2:21.796	75.37	15.774	09:03:27.281
2 -	1:31.598	43.899	2:15.497	78.88	9.475	09:05:42.778
3 -	1:26.291	44.001	2:10.292	82.03	4.270	09:07:53.070
4 -	1:24.185	42.667	2:06.852 (2)	84.25	0.830	09:09:59.922
5 -	1:24.219	43.733	2:07.952 (3)	83.53	1.930	09:12:07.874
6 -	<b>1:23.541</b>	<b>42.481</b>	<b>2:06.022 (1)</b>	<b>84.81</b>		<b>09:14:13.896</b>

P11 54 EX		Andrew SAUNDERS		Suzuki - SDC PERFORMANCE		
IDEAL LAP TIME : 2:06.916		BEST LAP TIME : 2:06.916		DIFFERENCE : 0.000		
LAP	SECTOR 1	SECTOR 2	LAP TIME	MPH	DIFF	TIME OF DAY
1 -	1:32.447	45.199	2:17.646	77.64	10.730	09:02:41.554
2 -	1:26.604	43.144	2:09.748 (3)	82.37	2.832	09:04:51.302
3 -	<b>1:25.027</b>	<b>41.889</b>	<b>2:06.916 (1)</b>	<b>84.21</b>		<b>09:06:58.218</b>
4 -	1:26.278	42.480	2:08.758 (2)	83.00	1.842	09:09:06.976

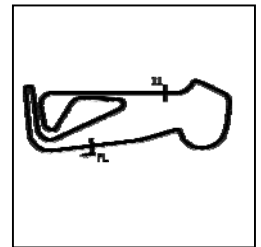
Weather / Track : Bright / Dry

Snetterton 300  
Circuit Length = 2.9689 miles  
Start: 09:00 Flag 09:13 End: 09:15

# BMCRC - MRO Championships 2019 - Rnd 8 @ Snetterton

## BMCRC Thunderbike Extreme & Ultra and L&W Contractors BMCRC Rookie 1000

### QUALIFYING - SECTOR ANALYSIS



SECTOR 1 = FL to I1, SECTOR 2 = I1 to FL, DIFF = Difference To Personal Best Lap, P = Crossed Finish Line in Pit Lane, D = Time Disallowed

P12 421 UL Daniel TINSLEY		Yamaha -				
IDEAL LAP TIME : 2:07.067		BEST LAP TIME : 2:07.219		DIFFERENCE : 0.152		
LAP	SECTOR 1	SECTOR 2	LAP TIME	MPH	DIFF	TIME OF DAY
1 -	1:35.538	45.861	2:21.399	75.58	14.180	09:02:55.372
2 -	1:27.781	<b>42.439</b>	2:10.220	82.07	3.001	09:05:05.592
3 -	1:25.017	42.591	2:07.608 (2)	83.75	0.389	09:07:13.200
4 -	1:24.868	43.478	2:08.346 (3)	83.27	1.127	09:09:21.546
5 -	<b>1:24.628</b>	42.591	<b>2:07.219 (1)</b>	<b>84.01</b>		<b>09:11:28.765</b>
6 -	1:25.783	42.775	2:08.558	83.13	1.339	09:13:37.323

P13 58 UL Michael ALLEN		Kawasaki -				
IDEAL LAP TIME : 2:07.967		BEST LAP TIME : 2:08.369		DIFFERENCE : 0.402		
LAP	SECTOR 1	SECTOR 2	LAP TIME	MPH	DIFF	TIME OF DAY
1 -	1:33.379	43.993	2:17.372	77.80	9.003	09:02:46.258
2 -	<b>1:25.471</b>	42.898	<b>2:08.369 (1)</b>	<b>83.26</b>		<b>09:04:54.627</b>
3 -	1:25.745	42.807	2:08.552 (2)	83.14	0.183	09:07:03.179
4 -	1:26.207	<b>42.496</b>	2:08.703 (3)	83.04	0.334	09:09:11.882

P14 117 EX Raymond STAGG		Suzuki -				
IDEAL LAP TIME : 2:09.181		BEST LAP TIME : 2:09.194		DIFFERENCE : 0.013		
LAP	SECTOR 1	SECTOR 2	LAP TIME	MPH	DIFF	TIME OF DAY
1 -	1:31.596	44.902	2:16.498	78.30	7.304	09:02:42.456
2 -	1:26.557	43.748	2:10.305 (3)	82.02	1.111	09:04:52.761
3 -	1:26.031	<b>43.163</b>	<b>2:09.194 (1)</b>	<b>82.72</b>		<b>09:07:01.955</b>
4 -	<b>1:26.018</b>	43.241	2:09.259 (2)	82.68	0.065	09:09:11.214
5 -	1:29.020	44.637	2:13.657	79.96	4.463	09:11:24.871

P15 16 UL Matthew WREN		Suzuki - TBR performance				
IDEAL LAP TIME : 2:09.250		BEST LAP TIME : 2:09.250		DIFFERENCE : 0.000		
LAP	SECTOR 1	SECTOR 2	LAP TIME	MPH	DIFF	TIME OF DAY
1 -	1:42.483	48.283	2:30.766	70.89	21.516	09:03:18.469
2 -	1:35.023	44.745	2:19.768	76.47	10.518	09:05:38.237
3 -	1:31.072	46.935	2:18.007	77.44	8.757	09:07:56.244
4 -	1:29.641	44.216	2:13.857 (3)	79.84	4.607	09:10:10.101
5 -	1:26.942	43.217	2:10.159 (2)	82.11	0.909	09:12:20.260
6 -	<b>1:26.695</b>	<b>42.555</b>	<b>2:09.250 (1)</b>	<b>82.69</b>		<b>09:14:29.510</b>

P16 100 1000 James FEARN		Honda -				
IDEAL LAP TIME : 2:09.780		BEST LAP TIME : 2:10.272		DIFFERENCE : 0.492		
LAP	SECTOR 1	SECTOR 2	LAP TIME	MPH	DIFF	TIME OF DAY
1 -	1:48.682	50.265	2:38.947	67.24	28.675	09:03:19.921
2 -	1:36.097	48.100	2:24.197	74.12	13.925	09:05:44.118
3 -	1:30.642	45.467	2:16.109	78.52	5.837	09:08:00.227
4 -	1:28.533	44.381	2:12.914 (3)	80.41	2.642	09:10:13.141
5 -	1:27.614	<b>43.065</b>	2:10.679 (2)	81.78	0.407	09:12:23.820
6 -	<b>1:26.715</b>	43.557	<b>2:10.272 (1)</b>	<b>82.04</b>		<b>09:14:34.092</b>

P17 20 EX Marc CRESSWELL		Honda - Fishbowl Racing				
IDEAL LAP TIME : 2:10.383		BEST LAP TIME : 2:10.383		DIFFERENCE : 0.000		
LAP	SECTOR 1	SECTOR 2	LAP TIME	MPH	DIFF	TIME OF DAY
1 -	1:45.072	46.754	2:31.826	70.39	21.443	09:03:11.473
2 -	1:32.551	45.318	2:17.869	77.52	7.486	09:05:29.342
3 -	1:29.108	44.022	2:13.130	80.28	2.747	09:07:42.472
4 -	1:28.405	44.657	2:13.062 (3)	80.32	2.679	09:09:55.534
5 -	1:27.559	45.219	2:12.778 (2)	80.49	2.395	09:12:08.312
6 -	<b>1:26.465</b>	<b>43.918</b>	<b>2:10.383 (1)</b>	<b>81.97</b>		<b>09:14:18.695</b>

Weather / Track : Bright / Dry

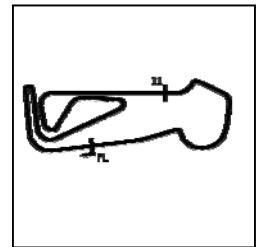
Snetterton 300  
Circuit Length = 2.9689 miles  
Start: 09:00 Flag 09:13 End: 09:15



# BMCRC - MRO Championships 2019 - Rnd 8 @ Snetterton

## BMCRC Thunderbike Extreme & Ultra and L&W Contractors BMCRC Rookie 1000

### QUALIFYING - SECTOR ANALYSIS



SECTOR 1 = FL to I1, SECTOR 2 = I1 to FL, DIFF = Difference To Personal Best Lap, P = Crossed Finish Line in Pit Lane, D = Time Disallowed

P18 77 EX David MAY			Suzuki - ELP Racing			
IDEAL LAP TIME : 2:09.939			BEST LAP TIME : 2:10.641		DIFFERENCE : 0.702	
LAP	SECTOR 1	SECTOR 2	LAP TIME	MPH	DIFF	TIME OF DAY
1 -	1:35.338	44.885	2:20.223	76.22	9.582	09:02:48.238
2 -	1:29.232	44.049	2:13.281	80.19	2.640	09:05:01.519
3 -	1:27.858	43.507	2:11.365	81.36	0.724	09:07:12.884
4 -	1:27.368	43.876	2:11.244 (3)	81.43	0.603	09:09:24.128
5 -	<b>1:26.751</b>	43.890	<b>2:10.641 (1)</b>	<b>81.81</b>		<b>09:11:34.769</b>
6 -	1:28.027	<b>43.188</b>	2:11.215 (2)	81.45	0.574	09:13:45.984

P19 78 UL Jamie THOMAS			Suzuki - Team RubyRacing			
IDEAL LAP TIME : 2:10.712			BEST LAP TIME : 2:10.734		DIFFERENCE : 0.022	
LAP	SECTOR 1	SECTOR 2	LAP TIME	MPH	DIFF	TIME OF DAY
1 -	OUTLAP	49.659	2:39.185	67.14	28.451	09:05:59.399
2 -	1:34.611	45.601	2:20.212	76.22	9.478	09:08:19.611
3 -	1:28.768	44.348	2:13.116 (3)	80.29	2.382	09:10:32.727
4 -	1:27.412	<b>43.322</b>	<b>2:10.734 (1)</b>	<b>81.75</b>		<b>09:12:43.461</b>
5 -	<b>1:27.390</b>	43.405	2:10.795 (2)	81.71	0.061	09:14:54.256

P20 55 EX Nick HODGINS			Suzuki - Sam Saunders Racing			
IDEAL LAP TIME : 2:11.777			BEST LAP TIME : 2:11.777		DIFFERENCE : 0.000	
LAP	SECTOR 1	SECTOR 2	LAP TIME	MPH	DIFF	TIME OF DAY
1 -	1:49.834	47.912	2:37.746	67.75	25.969	09:03:12.798
2 -	1:32.603	45.251	2:17.854	77.53	6.077	09:05:30.652
3 -	1:31.805	46.127	2:17.932	77.48	6.155	09:07:48.584
4 -	1:28.773	44.412	2:13.185 (3)	80.24	1.408	09:10:01.769
5 -	<b>1:27.478</b>	<b>44.299</b>	<b>2:11.777 (1)</b>	<b>81.10</b>		<b>09:12:13.546</b>
6 -	1:27.642	45.177	2:12.819 (2)	80.47	1.042	09:14:26.365

P21 39 EX Rob WILLIAMS			Suzuki -			
IDEAL LAP TIME : 2:12.160			BEST LAP TIME : 2:12.802		DIFFERENCE : 0.642	
LAP	SECTOR 1	SECTOR 2	LAP TIME	MPH	DIFF	TIME OF DAY
1 -	1:48.817	51.211	2:40.028	66.78	27.226	09:03:25.911
2 -	1:34.277	47.198	2:21.475	75.54	8.673	09:05:47.386
3 -	1:27.975	46.046	2:14.021 (3)	79.74	1.219	09:08:01.407
4 -	1:28.008	44.794	<b>2:12.802 (1)</b>	<b>80.48</b>		<b>09:10:14.209</b>
5 -	<b>1:27.932</b>	45.153	2:13.085 (2)	80.31	0.283	09:12:27.294
6 -	1:31.353	<b>44.228</b>	2:15.581	78.83	2.779	09:14:42.875

P22 228 EX Clive EMERSON			Honda -			
IDEAL LAP TIME : 2:13.479			BEST LAP TIME : 2:13.479		DIFFERENCE : 0.000	
LAP	SECTOR 1	SECTOR 2	LAP TIME	MPH	DIFF	TIME OF DAY
1 -	1:39.727	46.804	2:26.531	72.94	13.052	09:02:55.774
2 -	1:33.157	45.500	2:18.657	77.08	5.178	09:05:14.431
3 -	1:31.176	46.326	2:17.502 (3)	77.73	4.023	09:07:31.933
4 -	1:31.239	45.754	2:16.993 (2)	78.01	3.514	09:09:48.926
5 -	1:31.671	47.852	2:19.523	76.60	6.044	09:12:08.449
6 -	<b>1:28.922</b>	<b>44.557</b>	<b>2:13.479 (1)</b>	<b>80.07</b>		<b>09:14:21.928</b>

P23 115 UL Adrian HARTOG			Suzuki -			
IDEAL LAP TIME : 2:14.160			BEST LAP TIME : 2:14.246		DIFFERENCE : 0.086	
LAP	SECTOR 1	SECTOR 2	LAP TIME	MPH	DIFF	TIME OF DAY
1 -	1:38.271	46.400	2:24.671 (3)	73.87	10.425	09:02:53.966
2 -	1:32.127	44.700	2:16.827 (2)	78.11	2.581	09:05:10.793
3 -	1:29.919	<b>44.327</b>	<b>2:14.246 (1)</b>	<b>79.61</b>		<b>09:07:25.039</b>

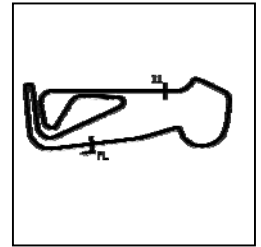
Weather / Track : Bright / Dry

Snetterton 300  
Circuit Length = 2.9689 miles  
Start: 09:00 Flag 09:13 End: 09:15

# BMCRC - MRO Championships 2019 - Rnd 8 @ Snetterton

## BMCRC Thunderbike Extreme & Ultra and L&W Contractors BMCRC Rookie 1000

### QUALIFYING - SECTOR ANALYSIS



SECTOR 1 = FL to I1, SECTOR 2 = I1 to FL, DIFF = Difference To Personal Best Lap, P = Crossed Finish Line in Pit Lane, D = Time Disallowed

P24 669 1000 Jonny HILL			Honda - Michael J Lonsdale Ltd HM Racing			
IDEAL LAP TIME : 2:12.789		BEST LAP TIME : 2:14.493		DIFFERENCE : 1.704		
LAP	SECTOR 1	SECTOR 2	LAP TIME	MPH	DIFF	TIME OF DAY
1 -	1:35.482	49.374	2:24.856	73.78	10.363	09:03:31.439
2 -	1:31.854	45.813	2:17.667	77.63	3.174	09:05:49.106
3 -	1:29.942	<b>44.970</b>	2:14.912 (2)	79.22	0.419	09:08:04.018
4 -	<b>1:27.819</b>	46.674	<b>2:14.493 (1)</b>	<b>79.46</b>		<b>09:10:18.511</b>
5 -	1:31.118	45.918	2:17.036	77.99	2.543	09:12:35.547
6 -	1:28.935	46.289	2:15.224 (3)	79.03	0.731	09:14:50.771

P25 83 1000 James PRESTON			S1000 -			
IDEAL LAP TIME : 2:14.818		BEST LAP TIME : 2:14.818		DIFFERENCE : 0.000		
LAP	SECTOR 1	SECTOR 2	LAP TIME	MPH	DIFF	TIME OF DAY
1 -	1:46.244	52.949	2:39.193	67.13	24.375	09:03:09.313
2 -	1:36.480	47.812	2:24.292	74.07	9.474	09:05:33.605
3 -	1:34.617	46.132	2:20.749	75.93	5.931	09:07:54.354
4 -	1:31.963	45.831	2:17.794 (3)	77.56	2.976	09:10:12.148
5 -	<b>1:29.863</b>	<b>44.955</b>	<b>2:14.818 (1)</b>	<b>79.27</b>		<b>09:12:26.966</b>
6 -	1:30.167	45.460	2:15.627 (2)	78.80	0.809	09:14:42.593

P26 138 1000 Mike LONG			Kawasaki - True heroes racing			
IDEAL LAP TIME : 2:14.952		BEST LAP TIME : 2:14.952		DIFFERENCE : 0.000		
LAP	SECTOR 1	SECTOR 2	LAP TIME	MPH	DIFF	TIME OF DAY
1 -	1:52.779	51.001	2:43.780	65.25	28.828	09:03:22.600
2 -	1:37.199	47.908	2:25.107	73.65	10.155	09:05:47.707
3 -	1:34.221	48.497	2:22.718	74.88	7.766	09:08:10.425
4 -	1:31.550	46.641	2:18.191 (3)	77.34	3.239	09:10:28.616
5 -	1:31.802	46.016	2:17.818 (2)	77.55	2.866	09:12:46.434
6 -	<b>1:30.163</b>	<b>44.789</b>	<b>2:14.952 (1)</b>	<b>79.19</b>		<b>09:15:01.386</b>

P27 171 EX Daniel GIBBS			Suzuki - Thomas Racing			
IDEAL LAP TIME : 2:15.739		BEST LAP TIME : 2:15.866		DIFFERENCE : 0.127		
LAP	SECTOR 1	SECTOR 2	LAP TIME	MPH	DIFF	TIME OF DAY
1 -	1:44.571	50.881	2:35.452	68.75	19.586	09:03:08.550
2 -	1:35.375	46.519	2:21.894	75.32	6.028	09:05:30.444
3 -	1:31.662	46.263	2:17.925 (3)	77.49	2.059	09:07:48.369
4 -	1:31.900	46.113	2:18.013	77.44	2.147	09:10:06.382
5 -	1:31.188	<b>45.369</b>	2:16.557 (2)	78.26	0.691	09:12:22.939
6 -	<b>1:30.370</b>	45.496	<b>2:15.866 (1)</b>	<b>78.66</b>		<b>09:14:38.805</b>

P28 45 1000 John FORTEY			Suzuki -			
IDEAL LAP TIME : 2:16.043		BEST LAP TIME : 2:16.530		DIFFERENCE : 0.487		
LAP	SECTOR 1	SECTOR 2	LAP TIME	MPH	DIFF	TIME OF DAY
1 -	1:45.878	53.475	2:39.353	67.07	22.823	09:03:10.477
2 -	1:36.675	47.627	2:24.302	74.06	7.772	09:05:34.779
3 -	1:33.205	46.039	2:19.244	76.75	2.714	09:07:54.023
4 -	1:31.014	45.757	2:16.771 (2)	78.14	0.241	09:10:10.794
5 -	<b>1:30.944</b>	45.586	<b>2:16.530 (1)</b>	<b>78.28</b>		<b>09:12:27.324</b>
6 -	1:32.477	<b>45.099</b>	2:17.576 (3)	77.68	1.046	09:14:44.900

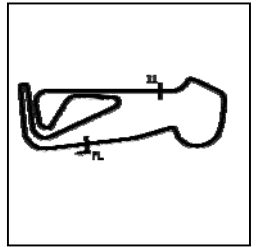
Weather / Track : Bright / Dry

Snetterton 300  
Circuit Length = 2.9689 miles  
Start: 09:00 Flag 09:13 End: 09:15

# BMCRC - MRO Championships 2019 - Rnd 8 @ Snetterton

## BMCRC Thunderbike Extreme & Ultra and L&W Contractors BMCRC Rookie 1000

### QUALIFYING - SECTOR ANALYSIS



SECTOR 1 = FL to I1, SECTOR 2 = I1 to FL, DIFF = Difference To Personal Best Lap, P = Crossed Finish Line in Pit Lane, D = Time Disallowed

P29 35 EX		Stephen HARVEY		Yamaha -		
IDEAL LAP TIME : 2:16.786		BEST LAP TIME : 2:16.786		DIFFERENCE : 0.000		
LAP	SECTOR 1	SECTOR 2	LAP TIME	MPH	DIFF	TIME OF DAY
1 -	1:38.043	46.868	2:24.911	73.75	8.125	09:02:53.778
2 -	1:33.722	46.012	2:19.734	76.48	2.948	09:05:13.512
3 -	1:31.512	46.190	2:17.702 (2)	77.61	0.916	09:07:31.214
4 -	<b>1:31.032</b>	<b>45.754</b>	<b>2:16.786 (1)</b>	<b>78.13</b>		<b>09:09:48.000</b>
5 -	1:32.032	48.291	2:20.323	76.16	3.537	09:12:08.323
6 -	1:31.988	46.132	2:18.120 (3)	77.38	1.334	09:14:26.443

P30 103 1000		Craig GOFFORD		Suzuki -		
IDEAL LAP TIME : 2:17.351		BEST LAP TIME : 2:17.351		DIFFERENCE : 0.000		
LAP	SECTOR 1	SECTOR 2	LAP TIME	MPH	DIFF	TIME OF DAY
1 -	1:45.753	50.068	2:35.821	68.59	18.470	09:03:12.009
2 -	1:36.016	48.438	2:24.454	73.98	7.103	09:05:36.463
3 -	1:33.422	48.327	2:21.749	75.40	4.398	09:07:58.212
4 -	1:33.137	46.956	2:20.093 (3)	76.29	2.742	09:10:18.305
5 -	1:32.776	46.957	2:19.733 (2)	76.48	2.382	09:12:38.038
6 -	<b>1:30.899</b>	<b>46.452</b>	<b>2:17.351 (1)</b>	<b>77.81</b>		<b>09:14:55.389</b>

P31 46 EX		Adrian DRAPER		Suzuki - droopy racing uk		
IDEAL LAP TIME : 2:16.617		BEST LAP TIME : 2:17.506		DIFFERENCE : 0.889		
LAP	SECTOR 1	SECTOR 2	LAP TIME	MPH	DIFF	TIME OF DAY
1 -	1:45.126	50.907	2:36.033	68.49	18.527	09:03:08.389
2 -	1:36.020	48.423	2:24.443	73.99	6.937	09:05:32.832
3 -	1:33.889	46.474	2:20.363	76.14	2.857	09:07:53.195
4 -	1:33.347	46.632	2:19.979 (3)	76.35	2.473	09:10:13.174
5 -	1:31.686	<b>46.210</b>	2:17.896 (2)	77.50	0.390	09:12:31.070
6 -	<b>1:30.407</b>	47.099	<b>2:17.506 (1)</b>	<b>77.72</b>		<b>09:14:48.576</b>

P32 36 1000		James WIGGINS		Kawasaki -		
IDEAL LAP TIME : 2:19.156		BEST LAP TIME : 2:19.156		DIFFERENCE : 0.000		
LAP	SECTOR 1	SECTOR 2	LAP TIME	MPH	DIFF	TIME OF DAY
1 -	1:45.430	52.280	2:37.710	67.77	18.554	09:03:31.718
2 -	1:38.410	49.423	2:27.833 (3)	72.29	8.677	09:05:59.551
3 -	1:34.171	48.358	2:22.529 (2)	74.98	3.373	09:08:22.080
4 -	<b>1:32.234</b>	<b>46.922</b>	<b>2:19.156 (1)</b>	<b>76.80</b>		<b>09:10:41.236</b>

P33 226 EX		Andrew HOBBS		Yamaha - chubby racing		
IDEAL LAP TIME : 2:20.486		BEST LAP TIME : 2:20.671		DIFFERENCE : 0.185		
LAP	SECTOR 1	SECTOR 2	LAP TIME	MPH	DIFF	TIME OF DAY
1 -	1:37.457	<b>47.527</b>	2:24.984	73.71	4.313	09:02:53.183
2 -	1:37.559	47.951	2:25.510	73.45	4.839	09:05:18.693
3 -	1:49.745	48.792	2:38.537	67.41	17.866	09:07:57.230
4 -	<b>1:32.959</b>	47.712	<b>2:20.671 (1)</b>	<b>75.97</b>		<b>09:10:17.901</b>
5 -	1:34.172	47.944	2:22.116 (3)	75.20	1.445	09:12:40.017
6 -	1:33.158	48.360	2:21.518 (2)	75.52	0.847	09:15:01.535

P34 180 EX		Mark OVEL		Yamaha -		
IDEAL LAP TIME : 2:22.616		BEST LAP TIME : 2:22.616		DIFFERENCE : 0.000		
LAP	SECTOR 1	SECTOR 2	LAP TIME	MPH	DIFF	TIME OF DAY
1 -	1:56.388	53.893	2:50.281	62.76	27.665	09:03:25.952
2 -	1:39.906	48.718	2:28.624	71.91	6.008	09:05:54.576
3 -	1:38.298	49.407	2:27.705	72.36	5.089	09:08:22.281
4 -	1:36.370	48.530	2:24.900 (2)	73.76	2.284	09:10:47.181
5 -	1:36.618	48.438	2:25.056 (3)	73.68	2.440	09:13:12.237
6 -	<b>1:35.689</b>	<b>46.927</b>	<b>2:22.616 (1)</b>	<b>74.94</b>		<b>09:15:34.853</b>

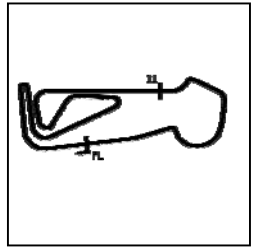
Weather / Track : Bright / Dry

Snetterton 300  
Circuit Length = 2.9689 miles  
Start: 09:00 Flag 09:13 End: 09:15

# BMCRC - MRO Championships 2019 - Rnd 8 @ Snetterton

## BMCRC Thunderbike Extreme & Ultra and L&W Contractors BMCRC Rookie 1000

### QUALIFYING - SECTOR ANALYSIS



SECTOR 1 = FL to I1, SECTOR 2 = I1 to FL, DIFF = Difference To Personal Best Lap, P = Crossed Finish Line in Pit Lane, D = Time Disallowed

P35 24 EX		Mark REYNOLDS		Aprilia -		
IDEAL LAP TIME : 2:25.330		BEST LAP TIME : 2:25.381		DIFFERENCE : 0.051		
LAP	SECTOR 1	SECTOR 2	LAP TIME	MPH	DIFF	TIME OF DAY
1 -	1:51.971	53.435	2:45.406	64.61	20.025	09:03:18.634
2 -	1:41.724	51.154	2:32.878	69.91	7.497	09:05:51.512
3 -	1:37.465	49.206	2:26.671 (3)	72.87	1.290	09:08:18.183
4 -	<b>1:36.713</b>	49.252	2:25.965 (2)	73.22	0.584	09:10:44.148
5 -	1:38.415	49.178	2:27.593	72.41	2.212	09:13:11.741
6 -	1:36.764	<b>48.617</b>	<b>2:25.381 (1)</b>	<b>73.51</b>		<b>09:15:37.122</b>

P36 526 EX		Michael ARMANI		Honda -		
IDEAL LAP TIME : 2:25.480		BEST LAP TIME : 2:25.633		DIFFERENCE : 0.153		
LAP	SECTOR 1	SECTOR 2	LAP TIME	MPH	DIFF	TIME OF DAY
1 -	1:48.270	50.428	2:38.698	67.34	13.065	09:03:15.521
2 -	1:39.151	49.864	2:29.015 (3)	71.72	3.382	09:05:44.536
3 -	1:36.551	<b>49.082</b>	<b>2:25.633 (1)</b>	<b>73.39</b>		<b>09:08:10.169</b>
4 -	<b>1:36.398</b>	49.614	2:26.012 (2)	73.20	0.379	09:10:36.181

P37 18 EX		Stuart ALBON		Honda -		
IDEAL LAP TIME : 2:33.560		BEST LAP TIME : 2:33.560		DIFFERENCE : 0.000		
LAP	SECTOR 1	SECTOR 2	LAP TIME	MPH	DIFF	TIME OF DAY
1 -	1:57.063	56.273	2:53.336	61.66	19.776	09:03:27.035
2 -	1:49.138	53.444	2:42.582	65.73	9.022	09:06:09.617
3 -	1:44.163	52.292	2:36.455 (3)	68.31	2.895	09:08:46.072
4 -	1:43.254	51.914	2:35.168 (2)	68.88	1.608	09:11:21.240
5 -	<b>1:41.829</b>	<b>51.731</b>	<b>2:33.560 (1)</b>	<b>69.60</b>		<b>09:13:54.800</b>

P38 62 EX		Paul YOUNGE		Yamaha -		
IDEAL LAP TIME : 2:32.330		BEST LAP TIME : 2:34.970		DIFFERENCE : 2.640		
LAP	SECTOR 1	SECTOR 2	LAP TIME	MPH	DIFF	TIME OF DAY
1 -	1:55.251	53.115	2:48.366	63.48	13.396	09:03:28.220
2 -	1:49.779	52.736	2:42.515 (3)	65.76	7.545	09:06:10.735
3 -	1:45.084	52.772	2:37.856 (2)	67.70	2.886	09:08:48.591
4 -	1:43.287	<b>51.683</b>	<b>2:34.970 (1)</b>	<b>68.96</b>		<b>09:11:23.561</b>

P39 31 EX		Pete SANDERSON		Suzuki - #sellingeverythingtorace		
IDEAL LAP TIME : 2:35.647		BEST LAP TIME : 2:36.080		DIFFERENCE : 0.433		
LAP	SECTOR 1	SECTOR 2	LAP TIME	MPH	DIFF	TIME OF DAY
1 -	1:58.262	56.380	2:54.642	61.19	18.562	09:03:31.735
2 -	1:47.056	53.043	2:40.099	66.75	4.019	09:06:11.834
3 -	1:43.943	<b>52.437</b>	2:36.380 (2)	68.34	0.300	09:08:48.214
4 -	<b>1:43.210</b>	52.870	<b>2:36.080 (1)</b>	<b>68.47</b>		<b>09:11:24.294</b>
5 -	1:44.850	52.653	2:37.503 (3)	67.85	1.423	09:14:01.797

P40 996 EX		George PRINOS		Ducati - KAPPA PLANNING LTD		
IDEAL LAP TIME : 2:39.308		BEST LAP TIME : 2:39.778		DIFFERENCE : 0.470		
LAP	SECTOR 1	SECTOR 2	LAP TIME	MPH	DIFF	TIME OF DAY
1 -	OUTLAP	54.393	2:51.747	62.23	11.969	09:06:15.998
2 -	1:49.412	54.337	2:43.749 (3)	65.27	3.971	09:08:59.747
3 -	<b>1:45.779</b>	53.999	<b>2:39.778 (1)</b>	<b>66.89</b>		<b>09:11:39.525</b>
4 -	1:46.731	<b>53.529</b>	2:40.260 (2)	66.69	0.482	09:14:19.785

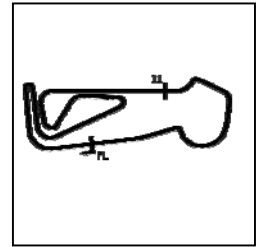
Weather / Track : Bright / Dry

Snetterton 300  
Circuit Length = 2.9689 miles  
Start: 09:00 Flag 09:13 End: 09:15

# BMCRC - MRO Championships 2019 - Rnd 8 @ Snetterton

## BMCRC Thunderbike Extreme & Ultra and L&W Contractors BMCRC Rookie 1000

### QUALIFYING - SECTOR ANALYSIS



SECTOR 1 = FL to I1, SECTOR 2 = I1 to FL, DIFF = Difference To Personal Best Lap, P = Crossed Finish Line in Pit Lane, D = Time Disallowed

P41 212 1000		Tim BENNETT		Yamaha - www.maxpowerracing.uk			
IDEAL LAP TIME : 2:40.077		BEST LAP TIME : 2:40.077		DIFFERENCE : 0.000			
LAP	SECTOR 1	SECTOR 2	LAP TIME	MPH	DIFF	TIME OF DAY	
1 -	2:05.145	1:01.748	3:06.893	57.18	26.816	09:03:51.393	
2 -	1:51.118	1:00.277	2:51.395	62.35	11.318	09:06:42.788	
3 -	1:49.499	56.867	2:46.366 (2)	64.24	6.289	09:09:29.154	
4 -	1:49.375	57.029	2:46.404 (3)	64.22	6.327	09:12:15.558	
5 -	<b>1:44.610</b>	<b>55.467</b>	<b>2:40.077 (1)</b>	<b>66.76</b>		<b>09:14:55.635</b>	

# BMCRC - MRO Championships 2019 - Rnd 8 @ Snetterton

## BMCRC Thunderbike Extreme & Ultra and L&W Contractors BMCRC Rookie 1000

### QUALIFYING - BEST SECTORS

SECTOR 1			SECTOR 2			IDEAL / BEST COMPARISON						
POS	NO	NAME	TIME	NO	NAME	TIME	POS	NO	NAME	IDEAL	BEST	DIFF
									<b>PERFECT LAP</b>	<b>1:59.761</b>		
1	9	DIXON	1:19.597	9	DIXON	40.164	1	9	DIXON	1:59.761	2:00.384	0.623
2	1	CHAMBERLAIN	1:20.146	143	PALMER	40.350	2	1	CHAMBERLAIN	2:00.959	2:00.959	0.000
3	140	PATMORE	1:20.221	71	JENKINS	40.675	3	140	PATMORE	2:01.200	2:02.009	0.809
4	71	JENKINS	1:20.940	11	HARVEY	40.707	4	143	PALMER	2:01.325	2:01.325	0.000
5	143	PALMER	1:20.975	1	CHAMBERLAIN	40.813	5	71	JENKINS	2:01.615	2:01.799	0.184
6	11	HARVEY	1:21.615	140	PATMORE	40.979	6	11	HARVEY	2:02.322	2:02.577	0.255
7	76	BYARD	1:22.238	40	SHELVEY	41.141	7	76	BYARD	2:04.078	2:04.078	0.000
8	40	SHELVEY	1:23.043	258	FRIEND	41.425	8	40	SHELVEY	2:04.184	2:04.184	0.000
9	258	FRIEND	1:23.297	76	BYARD	41.840	9	258	FRIEND	2:04.722	2:04.722	0.000
10	14	GALLINGTON	1:23.541	54	SAUNDERS	41.889	10	14	GALLINGTON	2:06.022	2:06.022	0.000
11	421	TINSLEY	1:24.628	421	TINSLEY	42.439	11	54	SAUNDERS	2:06.916	2:06.916	0.000
12	54	SAUNDERS	1:25.027	14	GALLINGTON	42.481	12	421	TINSLEY	2:07.067	2:07.219	0.152
13	58	ALLEN	1:25.471	58	ALLEN	42.496	13	58	ALLEN	2:07.967	2:08.369	0.402
14	117	STAGG	1:26.018	16	WREN	42.555	14	117	STAGG	2:09.181	2:09.194	0.013
15	20	CRESSWELL	1:26.465	100	FEARN	43.065	15	16	WREN	2:09.250	2:09.250	0.000
16	16	WREN	1:26.695	117	STAGG	43.163	16	100	FEARN	2:09.780	2:10.272	0.492
17	100	FEARN	1:26.715	77	MAY	43.188	17	77	MAY	2:09.939	2:10.641	0.702
18	77	MAY	1:26.751	78	THOMAS	43.322	18	20	CRESSWELL	2:10.383	2:10.383	0.000
19	78	THOMAS	1:27.390	20	CRESSWELL	43.918	19	78	THOMAS	2:10.712	2:10.734	0.022
20	55	HODGINS	1:27.478	39	WILLIAMS	44.228	20	55	HODGINS	2:11.777	2:11.777	0.000
21	669	HILL	1:27.819	55	HODGINS	44.299	21	39	WILLIAMS	2:12.160	2:12.802	0.642
22	39	WILLIAMS	1:27.932	115	HARTOG	44.327	22	669	HILL	2:12.789	2:14.493	1.704
23	228	EMERSON	1:28.922	228	EMERSON	44.557	23	228	EMERSON	2:13.479	2:13.479	0.000
24	115	HARTOG	1:29.833	138	LONG	44.789	24	115	HARTOG	2:14.160	2:14.246	0.086
25	83	PRESTON	1:29.863	83	PRESTON	44.955	25	83	PRESTON	2:14.818	2:14.818	0.000
26	138	LONG	1:30.163	669	HILL	44.970	26	138	LONG	2:14.952	2:14.952	0.000
27	171	GIBBS	1:30.370	45	FORTEY	45.099	27	171	GIBBS	2:15.739	2:15.866	0.127
28	46	DRAPER	1:30.407	171	GIBBS	45.369	28	46	FORTEY	2:16.043	2:16.530	0.487
29	103	GOFFORD	1:30.899	35	HARVEY	45.754	29	46	DRAPER	2:16.617	2:17.506	0.889
30	45	FORTEY	1:30.944	46	DRAPER	46.210	30	35	HARVEY	2:16.786	2:16.786	0.000
31	35	HARVEY	1:31.032	103	GOFFORD	46.452	31	103	GOFFORD	2:17.351	2:17.351	0.000
32	36	WIGGINS	1:32.234	36	WIGGINS	46.922	32	36	WIGGINS	2:19.156	2:19.156	0.000
33	226	HOBBS	1:32.959	180	OVEL	46.927	33	226	HOBBS	2:20.486	2:20.671	0.185
34	180	OVEL	1:35.689	226	HOBBS	47.527	34	180	OVEL	2:22.616	2:22.616	0.000
35	526	ARMANI	1:36.398	24	REYNOLDS	48.617	35	24	REYNOLDS	2:25.330	2:25.381	0.051
36	24	REYNOLDS	1:36.713	526	ARMANI	49.082	36	526	ARMANI	2:25.480	2:25.633	0.153
37	62	YOUNGE	1:40.647	62	YOUNGE	51.683	37	62	YOUNGE	2:32.330	2:34.970	2.640
38	18	ALBON	1:41.829	18	ALBON	51.731	38	18	ALBON	2:33.560	2:33.560	0.000
39	31	SANDERSON	1:43.210	31	SANDERSON	52.437	39	31	SANDERSON	2:35.647	2:36.080	0.433
40	212	BENNETT	1:44.610	996	PRINOS	53.529	40	996	PRINOS	2:39.308	2:39.778	0.470
41	996	PRINOS	1:45.779	212	BENNETT	55.467	41	212	BENNETT	2:40.077	2:40.077	0.000

Weather / Track : Bright / Dry

Snetterton 300

Circuit Length = 2.9689 miles

Start: 09:00 Flag 09:13 End: 09:15

Results can be found at [www.tsl-timing.com](http://www.tsl-timing.com)

Printed - 09:17 Saturday, 14 September 2019

# BMCRC - MRO Championships 2019 - Rnd 8 @ Snetterton

## BMCRC Thunderbike Extreme & Ultra

### RACE 1 - GRID (5 Laps)

ROW 11		32	212	Daniel KENT	31	96	Giovanni BELIOSSI
ROW 10	2:39.778	30	996	George PRINOS	29	31	Pete SANDERSON
				2:36.080			
					28	62	Paul YOUNGE
							2:34.970
ROW 9		27	18	Stuart ALBON	26	526	Michael ARMANI
				2:33.560			2:25.633
					25	24	Mark REYNOLDS
							2:25.381
ROW 8	2:22.616	24	180	Mark OVEL	23	226	Andrew HOBBS
				2:20.671			2:17.506
					22	46	Adrian DRAPER
							2:16.786
ROW 7		21	35	Stephen HARVEY	20	171	Daniel GIBBS
				2:16.786			2:15.866
					19	115	Adrian HARTOG
							2:14.246
ROW 6	2:13.479	18	228	Clive EMERSON	17	39	Rob WILLIAMS
				2:12.802			2:11.777
					16	55	Nick HODGINS
							2:10.734
ROW 5		15	78	Jamie THOMAS	14	77	David MAY
				2:10.734			2:10.641
					13	20	Marc CRESSWELL
							2:10.383
ROW 4	2:09.250	12	16	Matthew WREN	11	117	Raymond STAGG
				2:09.194			2:08.369
					10	58	Michael ALLEN
							2:07.219
ROW 3		9	421	Daniel TINSLEY	8	54	Andrew SAUNDERS
				2:07.219			2:06.916
					7	258	Ande FRIEND
							2:04.722
ROW 2	2:04.184	6	40	David SHELVEY	5	76	Jason BYARD
				2:04.078			2:02.577
					4	11	Josh HARVEY
							2:02.009
ROW 1		3	140	Aiden PATMORE	2	143	Steve PALMER
				2:02.009			2:01.325
					1	1	Barry CHAMBERLAIN
							2:00.959
							<b>Pole</b>

Snetterton 300  
Circuit Length = 2.9689 miles

These results are provisional until the conclusion of any judicial and technical matters.

Clerk Of Course :	Steward :	Timekeeper :
-------------------	-----------	--------------

Results can be found at [www.tsl-timing.com](http://www.tsl-timing.com)

Printed - 09:19 Saturday, 14 September 2019



# BMCRC - MRO Championships 2019 - Rnd 8 @ Snetterton



## BMCRC Thunderbike Extreme & Ultra

### RACE 1 - CLASSIFICATION

POS	NO	CL	PIC NAME	ENTRY	LAPS	TIME	GAP	DIFF	MPH	BEST	ON
1	76	UL	1 Jason BYARD	Suzuki - May Construction	3	6:07.447			87.26	1:58.960	3
2	140	UL	2 Aiden PATMORE	Yamaha - TBR Performance/NW Roofing	3	6:07.788	0.341	0.341	87.18	1:59.201	3
3	40	EX	1 David SHELVEY	Suzuki - ymark.com	3	6:15.956	8.509	8.168	85.28	2:01.577	2
4	258	UL	3 Ande FRIEND	Kawasaki - Flying colours Motorcycle Training	3	6:18.897	11.450	2.941	84.62	2:03.119	2
5	54	EX	2 Andrew SAUNDERS	Suzuki - SDC PERFORMANCE	3	6:19.268	11.821	0.371	84.54	2:02.099	3
6	16	UL	4 Matthew WREN	Suzuki - TBR performance	3	6:22.865	15.418	3.597	83.74	2:04.083	2
7	421	UL	5 Daniel TINSLEY	Yamaha -	3	6:23.604	16.157	0.739	83.58	2:05.118	3
8	58	UL	6 Michael ALLEN	Kawasaki -	3	6:24.389	16.942	0.785	83.41	2:04.848	2
9	78	UL	7 Jamie THOMAS	Suzuki - Team RubyRacing	3	6:31.012	23.565	6.623	82.00	2:06.452	2
10	39	EX	3 Rob WILLIAMS	Suzuki -	3	6:31.109	23.662	0.097	81.98	2:06.012	2
11	77	EX	4 David MAY	Suzuki - ELP Racing	3	6:31.637	24.190	0.528	81.87	2:06.290	3
12	117	EX	5 Raymond STAGG	Suzuki -	3	6:34.068	26.621	2.431	81.36	2:07.632	2
13	20	EX	6 Marc CRESSWELL	Honda - Fishbowl Racing	3	6:36.906	29.459	2.838	80.78	2:08.561	2
14	55	EX	7 Nick HODGINS	Suzuki - Sam Saunders Racing	3	6:37.848	30.401	0.942	80.59	2:07.620	3
15	171	EX	8 Daniel GIBBS	Suzuki - Thomas Racing	3	6:49.722	42.275	11.874	78.25	2:12.381	2
16	228	EX	9 Clive EMERSON	Honda -	3	6:51.846	44.399	2.124	77.85	2:13.537	2
17	46	EX	10 Adrian DRAPER	Suzuki - droopy racing uk	3	6:53.626	46.179	1.780	77.51	2:13.986	2
18	115	UL	8 Adrian HARTOG	Suzuki -	3	6:56.111	48.664	2.485	77.05	2:12.112	2
19	35	EX	11 Stephen HARVEY	Yamaha -	3	6:59.887	52.440	3.776	76.36	2:14.695	2
20	180	EX	12 Mark OVEL	Yamaha -	3	7:08.516	1:01.069	8.629	74.82	2:17.671	3
21	226	EX	13 Andrew HOBBS	Yamaha - chubby racing	3	7:10.515	1:03.068	1.999	74.47	2:18.423	2
22	526	EX	14 Michael ARMANI	Honda -	3	7:23.846	1:16.399	13.331	72.24	2:23.358	2
23	31	EX	15 Pete SANDERSON	Suzuki - #sellingeverythingtorace	3	7:40.896	1:33.449	17.050	69.56	2:29.827	3
24	18	EX	16 Stuart ALBON	Honda -	3	8:04.641	1:57.194	23.745	66.16	2:36.242	2
25	996	EX	17 George PRINOS	Ducati - KAPPA PLANNING LTD	3	8:15.120	2:07.673	10.479	64.76	2:41.697	2

#### NOT CLASSIFIED

DNF	212	EX	Daniel KENT	Suzuki - Gane Motorsport	1	2:29.048	2 Laps	2 Laps	71.70		
DNF	24	EX	Mark REYNOLDS	Aprilia -	0						

#### FASTEST LAP

76	UL	Jason BYARD	Suzuki - May Construction	3	1:58.960	89.84 mph	144.59 kph
40	EX	David SHELVEY	Suzuki - ymark.com	2	2:01.577	87.91 mph	141.48 kph

Class UL - 92.5% of Race Speed = 80.71 mph

Class EX - 92.5% of Race Speed = 78.88 mph

Weather / Track : Sunny / Dry

These results are provisional until the conclusion of any judicial and technical matters.

Snetterton 300

Circuit Length = 2.9689 miles

Start: 11:55 Flag 12:01 End: 12:03

Clerk Of Course :	Steward :	Timekeeper :
-------------------	-----------	--------------

Results can be found at [www.tsl-timing.com](http://www.tsl-timing.com)

Printed - 12:04 Saturday, 14 September 2019





# BMCRC - MRO Championships 2019 - Rnd 8 @ Snetterton

## BMCRC Thunderbike Extreme & Ultra

### RACE 1 - LAP CHART

LAP 1 @ 11:57:34.968		
NO	BEHIND	LAP TIME
140		2:08.528
76	0.684	2:09.212
40	1.914	2:10.442
258	3.752	2:12.280
54	4.219	2:12.747
421	4.825	2:13.353
58	5.384	2:13.912
16	5.651	2:14.179
78	8.923	2:17.451
117	9.099	2:17.627
77	9.153	2:17.681
39	9.679	2:18.207
20	10.788	2:19.316
55	12.638	2:21.166
228	14.460	2:22.988
46	15.053	2:23.581
171	15.326	2:23.854
35	19.890	2:28.418
115	20.035	2:28.563
212	20.520	2:29.048
226	22.217	2:30.745
180	23.716	2:32.244
526	27.196	2:35.724
31	31.910	2:40.438
18	42.353	2:50.881
996	43.062	2:51.590

54	11.821	2:02.099
16	15.418	2:04.603
421	16.157	2:05.118
58	16.942	2:05.629
78	23.565	2:07.109
39	23.662	2:06.890
77	24.190	2:06.290
117	26.621	2:08.809
20	29.459	2:09.029
55	30.401	2:07.620
171	42.275	2:13.487
228	44.399	2:15.321
46	46.179	2:16.059
115	48.664	2:15.436
35	52.440	2:16.774
180	1:01.069	2:17.671
226	1:03.068	2:21.347
526	1:16.399	2:24.764
31	1:33.449	2:29.827
18	1:57.194	2:37.518
996	2:07.673	2:41.833

LAP 2 @ 11:59:34.927		
NO	BEHIND	LAP TIME

76		1:59.275
140	0.100	2:00.059
40	3.532	2:01.577
258	6.912	2:03.119
54	8.682	2:04.422
16	9.775	2:04.083
421	9.999	2:05.133
58	10.273	2:04.848
78	15.416	2:06.452
39	15.732	2:06.012
117	16.772	2:07.632
77	16.860	2:07.666
20	19.390	2:08.561
55	21.741	2:09.062
171	27.748	2:12.381
228	28.038	2:13.537
46	29.080	2:13.986
115	32.188	2:12.112
35	34.626	2:14.695
226	40.681	2:18.423
180	42.358	2:18.601
526	50.595	2:23.358
31	1:02.582	2:30.631
18	1:18.636	2:36.242
996	1:24.800	2:41.697

LAP 3 @ 12:01:33.887		
NO	BEHIND	LAP TIME

76		1:58.960
140	0.341	1:59.201
40	8.509	2:03.937
258	11.450	2:03.498

Weather / Track : Sunny / Dry

Results can be found at [www.tsl-timing.com](http://www.tsl-timing.com)

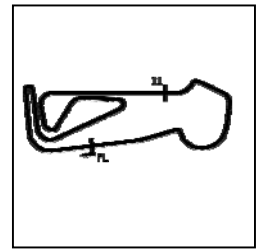
Snetterton 300  
Circuit Length = 2.9689 miles  
Start: 11:55 Flag 12:01 End: 12:03

Printed - 12:05 Saturday, 14 September 2019

# BMCRC - MRO Championships 2019 - Rnd 8 @ Snetterton

## BMCRC Thunderbike Extreme & Ultra

### RACE 1 - SECTOR ANALYSIS



SECTOR 1 = FL to I1, SECTOR 2 = I1 to FL, DIFF = Difference To Personal Best Lap, P = Crossed Finish Line in Pit Lane, D = Time Disallowed

P1 76 UL		Jason BYARD		Suzuki - May Construction		
IDEAL LAP TIME : 1:58.960		BEST LAP TIME : 1:58.960		DIFFERENCE : 0.000		
LAP	SECTOR 1	SECTOR 2	LAP TIME	MPH	DIFF	TIME OF DAY
1 -		39.776	2:09.212	82.71	10.252	11:57:35.652
2 -	1:19.289	39.986	1:59.275 (2)	89.60	0.315	11:59:34.927
3 -	<b>1:19.203</b>	<b>39.757</b>	<b>1:58.960 (1)</b>	<b>89.84</b>		<b>12:01:33.887</b>

P2 140 UL		Aiden PATMORE		Yamaha - TBR Performance/NW Roofing		
IDEAL LAP TIME : 1:59.177		BEST LAP TIME : 1:59.201		DIFFERENCE : 0.024		
LAP	SECTOR 1	SECTOR 2	LAP TIME	MPH	DIFF	TIME OF DAY
1 -		40.353	2:08.528	83.15	9.327	11:57:34.968
2 -	1:20.014	<b>40.045</b>	2:00.059 (2)	89.02	0.858	11:59:35.027
3 -	<b>1:19.132</b>	40.069	<b>1:59.201 (1)</b>	<b>89.66</b>		<b>12:01:34.228</b>

P3 40 EX		David SHELVEY		Suzuki - ymark.com		
IDEAL LAP TIME : 2:01.577		BEST LAP TIME : 2:01.577		DIFFERENCE : 0.000		
LAP	SECTOR 1	SECTOR 2	LAP TIME	MPH	DIFF	TIME OF DAY
1 -		40.730	2:10.442	81.93	8.865	11:57:36.882
2 -	<b>1:21.003</b>	<b>40.574</b>	<b>2:01.577 (1)</b>	<b>87.91</b>		<b>11:59:38.459</b>
3 -	1:21.252	42.685	2:03.937 (2)	86.23	2.360	12:01:42.396

P4 258 UL		Ande FRIEND		Kawasaki - Flying colours Motorcycle Training		
IDEAL LAP TIME : 2:03.119		BEST LAP TIME : 2:03.119		DIFFERENCE : 0.000		
LAP	SECTOR 1	SECTOR 2	LAP TIME	MPH	DIFF	TIME OF DAY
1 -		40.942	2:12.280	80.79	9.161	11:57:38.720
2 -	<b>1:22.210</b>	<b>40.909</b>	<b>2:03.119 (1)</b>	<b>86.81</b>		<b>11:59:41.839</b>
3 -	1:22.570	40.928	2:03.498 (2)	86.54	0.379	12:01:45.337

P5 54 EX		Andrew SAUNDERS		Suzuki - SDC PERFORMANCE		
IDEAL LAP TIME : 2:02.099		BEST LAP TIME : 2:02.099		DIFFERENCE : 0.000		
LAP	SECTOR 1	SECTOR 2	LAP TIME	MPH	DIFF	TIME OF DAY
1 -		41.228	2:12.747	80.51	10.648	11:57:39.187
2 -	1:21.838	42.584	2:04.422 (2)	85.90	2.323	11:59:43.609
3 -	<b>1:21.670</b>	<b>40.429</b>	<b>2:02.099 (1)</b>	<b>87.53</b>		<b>12:01:45.708</b>

P6 16 UL		Matthew WREN		Suzuki - TBR performance		
IDEAL LAP TIME : 2:03.142		BEST LAP TIME : 2:04.083		DIFFERENCE : 0.941		
LAP	SECTOR 1	SECTOR 2	LAP TIME	MPH	DIFF	TIME OF DAY
1 -		<b>41.337</b>	2:14.179	79.65	10.096	11:57:40.619
2 -	<b>1:21.805</b>	42.278	<b>2:04.083 (1)</b>	<b>86.13</b>		<b>11:59:44.702</b>
3 -	1:22.865	41.738	2:04.603 (2)	85.77	0.520	12:01:49.305

P7 421 UL		Daniel TINSLEY		Yamaha -		
IDEAL LAP TIME : 2:03.761		BEST LAP TIME : 2:05.118		DIFFERENCE : 1.357		
LAP	SECTOR 1	SECTOR 2	LAP TIME	MPH	DIFF	TIME OF DAY
1 -		<b>41.325</b>	2:13.353	80.14	8.235	11:57:39.793
2 -	<b>1:22.436</b>	42.697	2:05.133 (2)	85.41	0.015	11:59:44.926
3 -	1:22.489	42.629	<b>2:05.118 (1)</b>	<b>85.42</b>		<b>12:01:50.044</b>

P8 58 UL		Michael ALLEN		Kawasaki -		
IDEAL LAP TIME : 2:04.473		BEST LAP TIME : 2:04.848		DIFFERENCE : 0.375		
LAP	SECTOR 1	SECTOR 2	LAP TIME	MPH	DIFF	TIME OF DAY
1 -		<b>41.447</b>	2:13.912	79.81	9.064	11:57:40.352
2 -	<b>1:23.026</b>	41.822	<b>2:04.848 (1)</b>	<b>85.60</b>		<b>11:59:45.200</b>
3 -	1:23.825	41.804	2:05.629 (2)	85.07	0.781	12:01:50.829

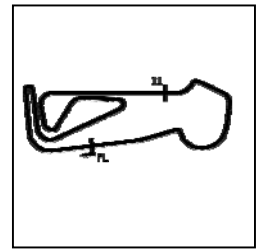
Weather / Track : Sunny / Dry

Snetterton 300  
Circuit Length = 2.9689 miles  
Start: 11:55 Flag 12:01 End: 12:03

# BMCRC - MRO Championships 2019 - Rnd 8 @ Snetterton

## BMCRC Thunderbike Extreme & Ultra

### RACE 1 - SECTOR ANALYSIS



SECTOR 1 = FL to I1, SECTOR 2 = I1 to FL, DIFF = Difference To Personal Best Lap, P = Crossed Finish Line in Pit Lane, D = Time Disallowed

P9 78 UL		Jamie THOMAS		Suzuki - Team RubyRacing		
IDEAL LAP TIME : 2:06.220		BEST LAP TIME : 2:06.452		DIFFERENCE : 0.232		
LAP	SECTOR 1	SECTOR 2	LAP TIME	MPH	DIFF	TIME OF DAY
1 -		42.823	2:17.451	77.75	10.999	11:57:43.891
2 -	<b>1:23.860</b>	42.592	<b>2:06.452 (1)</b>	<b>84.52</b>		<b>11:59:50.343</b>
3 -	1:24.749	<b>42.360</b>	2:07.109 (2)	84.08	0.657	12:01:57.452

P10 39 EX		Rob WILLIAMS		Suzuki -		
IDEAL LAP TIME : 2:05.667		BEST LAP TIME : 2:06.012		DIFFERENCE : 0.345		
LAP	SECTOR 1	SECTOR 2	LAP TIME	MPH	DIFF	TIME OF DAY
1 -		<b>42.000</b>	2:18.207	77.33	12.195	11:57:44.647
2 -	<b>1:23.667</b>	42.345	<b>2:06.012 (1)</b>	<b>84.81</b>		<b>11:59:50.659</b>
3 -	1:24.759	42.131	2:06.890 (2)	84.23	0.878	12:01:57.549

P11 77 EX		David MAY		Suzuki - ELP Racing		
IDEAL LAP TIME : 2:06.044		BEST LAP TIME : 2:06.290		DIFFERENCE : 0.246		
LAP	SECTOR 1	SECTOR 2	LAP TIME	MPH	DIFF	TIME OF DAY
1 -		<b>41.963</b>	2:17.681	77.62	11.391	11:57:44.121
2 -	1:24.919	42.747	2:07.666 (2)	83.71	1.376	11:59:51.787
3 -	<b>1:24.081</b>	42.209	<b>2:06.290 (1)</b>	<b>84.63</b>		<b>12:01:58.077</b>

P12 117 EX		Raymond STAGG		Suzuki -		
IDEAL LAP TIME : 2:07.269		BEST LAP TIME : 2:07.632		DIFFERENCE : 0.363		
LAP	SECTOR 1	SECTOR 2	LAP TIME	MPH	DIFF	TIME OF DAY
1 -		43.176	2:17.627	77.65	9.995	11:57:44.067
2 -	<b>1:25.023</b>	42.609	<b>2:07.632 (1)</b>	<b>83.74</b>		<b>11:59:51.699</b>
3 -	1:26.563	<b>42.246</b>	2:08.809 (2)	82.97	1.177	12:02:00.508

P13 20 EX		Marc CRESSWELL		Honda - Fishbowl Racing		
IDEAL LAP TIME : 2:08.085		BEST LAP TIME : 2:08.561		DIFFERENCE : 0.476		
LAP	SECTOR 1	SECTOR 2	LAP TIME	MPH	DIFF	TIME OF DAY
1 -		<b>42.812</b>	2:19.316	76.71	10.755	11:57:45.756
2 -	<b>1:25.273</b>	43.288	<b>2:08.561 (1)</b>	<b>83.13</b>		<b>11:59:54.317</b>
3 -	1:26.035	42.994	2:09.029 (2)	82.83	0.468	12:02:03.346

P14 55 EX		Nick HODGINS		Suzuki - Sam Saunders Racing		
IDEAL LAP TIME : 2:07.620		BEST LAP TIME : 2:07.620		DIFFERENCE : 0.000		
LAP	SECTOR 1	SECTOR 2	LAP TIME	MPH	DIFF	TIME OF DAY
1 -		43.330	2:21.166	75.71	13.546	11:57:47.606
2 -	1:25.662	43.400	2:09.062 (2)	82.81	1.442	11:59:56.668
3 -	<b>1:24.943</b>	<b>42.677</b>	<b>2:07.620 (1)</b>	<b>83.74</b>		<b>12:02:04.288</b>

P15 171 EX		Daniel GIBBS		Suzuki - Thomas Racing		
IDEAL LAP TIME : 2:11.783		BEST LAP TIME : 2:12.381		DIFFERENCE : 0.598		
LAP	SECTOR 1	SECTOR 2	LAP TIME	MPH	DIFF	TIME OF DAY
1 -		<b>44.041</b>	2:23.854	74.29	11.473	11:57:50.294
2 -	<b>1:27.742</b>	44.639	<b>2:12.381 (1)</b>	<b>80.73</b>		<b>12:00:02.675</b>
3 -	1:28.729	44.758	2:13.487 (2)	80.06	1.106	12:02:16.162

P16 228 EX		Clive EMERSON		Honda -		
IDEAL LAP TIME : 2:13.415		BEST LAP TIME : 2:13.537		DIFFERENCE : 0.122		
LAP	SECTOR 1	SECTOR 2	LAP TIME	MPH	DIFF	TIME OF DAY
1 -		<b>44.836</b>	2:22.988	74.74	9.451	11:57:49.428
2 -	<b>1:28.579</b>	44.958	<b>2:13.537 (1)</b>	<b>80.03</b>		<b>12:00:02.965</b>
3 -	1:30.160	45.161	2:15.321 (2)	78.98	1.784	12:02:18.286

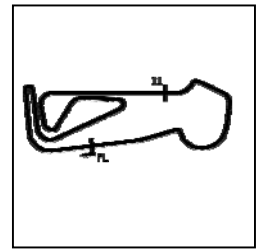
Weather / Track : Sunny / Dry

Snetterton 300  
Circuit Length = 2.9689 miles  
Start: 11:55 Flag 12:01 End: 12:03

# BMCRC - MRO Championships 2019 - Rnd 8 @ Snetterton

## BMCRC Thunderbike Extreme & Ultra

### RACE 1 - SECTOR ANALYSIS



SECTOR 1 = FL to I1, SECTOR 2 = I1 to FL, DIFF = Difference To Personal Best Lap, P = Crossed Finish Line in Pit Lane, D = Time Disallowed

P17 46 EX		Adrian DRAPER		Suzuki - droopy racing uk		
IDEAL LAP TIME : 2:13.554		BEST LAP TIME : 2:13.986		DIFFERENCE : 0.432		
LAP	SECTOR 1	SECTOR 2	LAP TIME	MPH	DIFF	TIME OF DAY
1 -		<b>44.238</b>	2:23.581	74.43	9.595	11:57:50.021
2 -	<b>1:29.316</b>	44.670	<b>2:13.986 (1)</b>	<b>79.77</b>		<b>12:00:04.007</b>
3 -	1:31.132	44.927	2:16.059 (2)	78.55	2.073	12:02:20.066

P18 115 UL		Adrian HARTOG		Suzuki -		
IDEAL LAP TIME : 2:12.112		BEST LAP TIME : 2:12.112		DIFFERENCE : 0.000		
LAP	SECTOR 1	SECTOR 2	LAP TIME	MPH	DIFF	TIME OF DAY
1 -		45.395	2:28.563	71.94	16.451	11:57:55.003
2 -	<b>1:28.371</b>	<b>43.741</b>	<b>2:12.112 (1)</b>	<b>80.90</b>		<b>12:00:07.115</b>
3 -	1:30.515	44.921	2:15.436 (2)	78.91	3.324	12:02:22.551

P19 35 EX		Stephen HARVEY		Yamaha -		
IDEAL LAP TIME : 2:14.695		BEST LAP TIME : 2:14.695		DIFFERENCE : 0.000		
LAP	SECTOR 1	SECTOR 2	LAP TIME	MPH	DIFF	TIME OF DAY
1 -		46.595	2:28.418	72.01	13.723	11:57:54.858
2 -	<b>1:29.396</b>	<b>45.299</b>	<b>2:14.695 (1)</b>	<b>79.35</b>		<b>12:00:09.553</b>
3 -	1:31.251	45.523	2:16.774 (2)	78.14	2.079	12:02:26.327

P20 180 EX		Mark OVEL		Yamaha -		
IDEAL LAP TIME : 2:17.671		BEST LAP TIME : 2:17.671		DIFFERENCE : 0.000		
LAP	SECTOR 1	SECTOR 2	LAP TIME	MPH	DIFF	TIME OF DAY
1 -		46.418	2:32.244	70.20	14.573	11:57:58.684
2 -	1:32.168	46.433	2:18.601 (2)	77.11	0.930	12:00:17.285
3 -	<b>1:31.911</b>	<b>45.760</b>	<b>2:17.671 (1)</b>	<b>77.63</b>		<b>12:02:34.956</b>

P21 226 EX		Andrew HOBBS		Yamaha - chubby racing		
IDEAL LAP TIME : 2:17.343		BEST LAP TIME : 2:18.423		DIFFERENCE : 1.080		
LAP	SECTOR 1	SECTOR 2	LAP TIME	MPH	DIFF	TIME OF DAY
1 -		<b>46.472</b>	2:30.745	70.90	12.322	11:57:57.185
2 -	<b>1:30.871</b>	47.552	<b>2:18.423 (1)</b>	<b>77.21</b>		<b>12:00:15.608</b>
3 -	1:34.070	47.277	2:21.347 (2)	75.61	2.924	12:02:36.955

P22 526 EX		Michael ARMANI		Honda -		
IDEAL LAP TIME : 2:22.443		BEST LAP TIME : 2:23.358		DIFFERENCE : 0.915		
LAP	SECTOR 1	SECTOR 2	LAP TIME	MPH	DIFF	TIME OF DAY
1 -		<b>47.339</b>	2:35.724	68.63	12.366	11:58:02.164
2 -	<b>1:35.104</b>	48.254	<b>2:23.358 (1)</b>	<b>74.55</b>		<b>12:00:25.522</b>
3 -	1:36.939	47.825	2:24.764 (2)	73.83	1.406	12:02:50.286

P23 31 EX		Pete SANDERSON		Suzuki - #sellingeverythingtorace		
IDEAL LAP TIME : 2:29.382		BEST LAP TIME : 2:29.827		DIFFERENCE : 0.445		
LAP	SECTOR 1	SECTOR 2	LAP TIME	MPH	DIFF	TIME OF DAY
1 -		50.252	2:40.438	66.61	10.611	11:58:06.878
2 -	<b>1:39.901</b>	50.730	2:30.631 (2)	70.95	0.804	12:00:37.509
3 -	1:40.346	<b>49.481</b>	<b>2:29.827 (1)</b>	<b>71.33</b>		<b>12:03:07.336</b>

P24 18 EX		Stuart ALBON		Honda -		
IDEAL LAP TIME : 2:36.242		BEST LAP TIME : 2:36.242		DIFFERENCE : 0.000		
LAP	SECTOR 1	SECTOR 2	LAP TIME	MPH	DIFF	TIME OF DAY
1 -		52.605	2:50.881	62.54	14.639	11:58:17.321
2 -	<b>1:43.845</b>	<b>52.397</b>	<b>2:36.242 (1)</b>	<b>68.40</b>		<b>12:00:53.563</b>
3 -	1:44.149	53.369	2:37.518 (2)	67.85	1.276	12:03:31.081

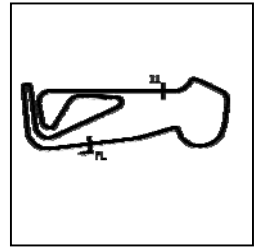
Weather / Track : Sunny / Dry

Snetterton 300  
Circuit Length = 2.9689 miles  
Start: 11:55 Flag 12:01 End: 12:03

# BMCRC - MRO Championships 2019 - Rnd 8 @ Snetterton

## BMCRC Thunderbike Extreme & Ultra

### RACE 1 - SECTOR ANALYSIS



SECTOR 1 = FL to I1, SECTOR 2 = I1 to FL, DIFF = Difference To Personal Best Lap, P = Crossed Finish Line in Pit Lane, D = Time Disallowed

<b>P25 996 EX</b>		<b>George PRINOS</b>		Ducati - KAPPA PLANNING LTD		
IDEAL LAP TIME : 2:40.206		BEST LAP TIME : 2:41.697		DIFFERENCE : 1.491		
LAP	SECTOR 1	SECTOR 2	LAP TIME	MPH	DIFF	TIME OF DAY
1 -		<b>53.212</b>	2:51.590	62.28	9.893	11:58:18.030
2 -	1:47.082	54.615	<b>2:41.697 (1)</b>	<b>66.09</b>		<b>12:00:59.727</b>
3 -	<b>1:46.994</b>	54.839	2:41.833 (2)	66.04	0.136	12:03:41.560

<b>P26 212 EX</b>		<b>Daniel KENT</b>		Suzuki - Gane Motorsport		
IDEAL LAP TIME : 2:40.404		BEST LAP TIME :		DIFFERENCE :		
LAP	SECTOR 1	SECTOR 2	LAP TIME	MPH	DIFF	TIME OF DAY
1 -		<b>44.834</b>	2:29.048	71.70		11:57:55.488

# BMCRC - MRO Championships 2019 - Rnd 8 @ Snetterton

## BMCRC Thunderbike Extreme & Ultra

### RACE 1 - BEST SECTORS

SECTOR 1			SECTOR 2			IDEAL / BEST COMPARISON						
POS	NO	NAME	TIME	NO	NAME	TIME	POS	NO	NAME	IDEAL	BEST	DIFF
									<b>PERFECT LAP</b>	<b>1:58.889</b>		
1	140	PATMORE	<b>1:19.132</b>	76	BYARD	<b>39.757</b>	1	76	BYARD	1:58.960	1:58.960	0.000
2	76	BYARD	<b>1:19.203</b>	140	PATMORE	<b>40.045</b>	2	140	PATMORE	1:59.177	1:59.201	0.024
3	40	SHELVEY	<b>1:21.003</b>	54	SAUNDERS	<b>40.429</b>	3	40	SHELVEY	2:01.577	2:01.577	0.000
4	54	SAUNDERS	<b>1:21.670</b>	40	SHELVEY	<b>40.574</b>	4	54	SAUNDERS	2:02.099	2:02.099	0.000
5	16	WREN	<b>1:21.805</b>	258	FRIEND	<b>40.909</b>	5	258	FRIEND	2:03.119	2:03.119	0.000
6	258	FRIEND	<b>1:22.210</b>	421	TINSLEY	<b>41.325</b>	6	16	WREN	2:03.142	2:04.083	0.941
7	421	TINSLEY	<b>1:22.436</b>	16	WREN	<b>41.337</b>	7	421	TINSLEY	2:03.761	2:05.118	1.357
8	58	ALLEN	<b>1:23.026</b>	58	ALLEN	<b>41.447</b>	8	58	ALLEN	2:04.473	2:04.848	0.375
9	39	WILLIAMS	<b>1:23.667</b>	77	MAY	<b>41.963</b>	9	39	WILLIAMS	2:05.667	2:06.012	0.345
10	78	THOMAS	<b>1:23.860</b>	39	WILLIAMS	<b>42.000</b>	10	77	MAY	2:06.044	2:06.290	0.246
11	77	MAY	<b>1:24.081</b>	117	STAGG	<b>42.246</b>	11	78	THOMAS	2:06.220	2:06.452	0.232
12	55	HODGINS	<b>1:24.943</b>	78	THOMAS	<b>42.360</b>	12	117	STAGG	2:07.269	2:07.632	0.363
13	117	STAGG	<b>1:25.023</b>	55	HODGINS	<b>42.677</b>	13	55	HODGINS	2:07.620	2:07.620	0.000
14	20	CRESSWELL	<b>1:25.273</b>	20	CRESSWELL	<b>42.812</b>	14	20	CRESSWELL	2:08.085	2:08.561	0.476
15	171	GIBBS	<b>1:27.742</b>	115	HARTOG	<b>43.741</b>	15	171	GIBBS	2:11.783	2:12.381	0.598
16	115	HARTOG	<b>1:28.371</b>	171	GIBBS	<b>44.041</b>	16	115	HARTOG	2:12.112	2:12.112	0.000
17	228	EMERSON	<b>1:28.579</b>	46	DRAPER	<b>44.238</b>	17	228	EMERSON	2:13.415	2:13.537	0.122
18	46	DRAPER	<b>1:29.316</b>	212	KENT	<b>44.834</b>	18	46	DRAPER	2:13.554	2:13.986	0.432
19	35	HARVEY	<b>1:29.396</b>	228	EMERSON	<b>44.836</b>	19	35	HARVEY	2:14.695	2:14.695	0.000
20	226	HOBBS	<b>1:30.871</b>	35	HARVEY	<b>45.299</b>	20	226	HOBBS	2:17.343	2:18.423	1.080
21	180	OVEL	<b>1:31.911</b>	180	OVEL	<b>45.760</b>	21	180	OVEL	2:17.671	2:17.671	0.000
22	526	ARMANI	<b>1:35.104</b>	226	HOBBS	<b>46.472</b>	22	526	ARMANI	2:22.443	2:23.358	0.915
23	31	SANDERSON	<b>1:39.901</b>	526	ARMANI	<b>47.339</b>	23	31	SANDERSON	2:29.382	2:29.827	0.445
24	18	ALBON	<b>1:43.845</b>	31	SANDERSON	<b>49.481</b>	24	18	ALBON	2:36.242	2:36.242	0.000
25	996	PRINOS	<b>1:46.994</b>	18	ALBON	<b>52.397</b>	25	996	PRINOS	2:40.206	2:41.697	1.491
26	212	KENT	<b>1:55.570</b>	996	PRINOS	<b>53.212</b>	26	212	KENT	2:40.404		
27												

Weather / Track : Sunny / Dry

Results can be found at [www.tsl-timing.com](http://www.tsl-timing.com)

Snetterton 300

Circuit Length = 2.9689 miles

Start: 11:55 Flag 12:01 End: 12:03

Printed - 12:05 Saturday, 14 September 2019

# BMCRC - MRO Championships 2019 - Rnd 8 @ Snetterton



## BMCRC Thunderbike Extreme & Ultra

### RACE 9 - GRID (5 Laps)

ROW 11	1	32	96	Giovanni BELIOSSI	31	62	Paul YOUNGE					
ROW 10	30	11	Josh HARVEY	29	143	Steve PALMER	28	1	Barry CHAMBERLAIN			
ROW 9	27	24	Mark REYNOLDS	26	212	Daniel KENT	25	996	George PRINOS			
ROW 8	24	18	Stuart ALBON	2:36.242	23	31	Pete SANDERSON	2:29.827	22	526	Michael ARMANI	2:23.358
ROW 7	21	226	Andrew HOBBS	2:18.423	20	180	Mark OVEL	2:17.671	19	35	Stephen HARVEY	2:14.695
ROW 6	18	46	Adrian DRAPER	2:13.986	17	228	Clive EMERSON	2:13.537	16	171	Daniel GIBBS	2:12.381
ROW 5	15	115	Adrian HARTOG	2:12.112	14	20	Marc CRESSWELL	2:08.561	13	117	Raymond STAGG	2:07.632
ROW 4	12	55	Nick HODGINS	2:07.620	11	78	Jamie THOMAS	2:06.452	10	77	David MAY	2:06.290
ROW 3	9	39	Rob WILLIAMS	2:06.012	8	421	Daniel TINSLEY	2:05.118	7	58	Michael ALLEN	2:04.848
ROW 2	6	16	Matthew WREN	2:04.083	5	258	Ande FRIEND	2:03.119	4	54	Andrew SAUNDERS	2:02.099
ROW 1	3	40	David SHELVEY	2:01.577	2	140	Aiden PATMORE	1:59.201	1	76	Jason BYARD	1:58.960
												<b>Pole</b>

Snetterton 300  
Circuit Length = 2.9689 miles

These results are provisional until the conclusion of any judicial and technical matters.

Clerk Of Course :	Steward :	Timekeeper :
-------------------	-----------	--------------

Results can be found at [www.tsl-timing.com](http://www.tsl-timing.com)

Printed - 12:07 Saturday, 14 September 2019



# BMCRC - MRO Championships 2019 - Rnd 8 @ Snetterton



## BMCRC Thunderbike Extreme & Ultra

### RACE 9 - CLASSIFICATION

POS	NO	CL	PIC NAME	ENTRY	LAPS	TIME	GAP	DIFF	MPH	BEST	ON
1	140	UL	1 Aiden PATMORE	Yamaha - TBR Performance/NW Roofing	5	10:04.595			88.39	1:58.795	4
2	76	UL	2 Jason BYARD	Suzuki - May Construction	5	10:13.229	8.634	8.634	87.14	2:00.410	2
3	54	EX	1 Andrew SAUNDERS	Suzuki - SDC PERFORMANCE	5	10:17.417	12.822	4.188	86.55	2:00.118	3
4	258	UL	3 Ande FRIEND	Kawasaki - Flying colours Motorcycle Training	5	10:24.849	20.254	7.432	85.52	2:02.428	2
5	40	EX	2 David SHELVEY	Suzuki - ymark.com	5	10:27.660	23.065	2.811	85.14	2:03.171	2
6	16	UL	4 Matthew WREN	Suzuki - TBR performance	5	10:35.676	31.081	8.016	84.06	2:03.994	4
7	421	UL	5 Daniel TINSLEY	Yamaha -	5	10:38.069	33.474	2.393	83.75	2:04.726	3
8	58	UL	6 Michael ALLEN	Kawasaki -	5	10:39.487	34.892	1.418	83.56	2:06.018	4
9	39	EX	3 Rob WILLIAMS	Suzuki -	5	10:39.681	35.086	0.194	83.54	2:05.016	3
10	117	EX	4 Raymond STAGG	Suzuki -	5	10:41.681	37.086	2.000	83.28	2:04.817	4
11	78	UL	7 Jamie THOMAS	Suzuki - Team RubyRacing	5	11:01.555	56.960	19.874	80.77	2:07.811	3
12	20	EX	5 Marc CRESSWELL	Honda - Fishbowl Racing	5	11:02.116	57.521	0.561	80.71	2:09.497	5
13	55	EX	6 Nick HODGINS	Suzuki - Sam Saunders Racing	5	11:02.150	57.555	0.034	80.70	2:09.289	2
14	212	EX	7 Daniel KENT	Suzuki - Gane Motorsport	5	11:21.336	1:16.741	19.186	78.43	2:10.966	5
15	228	EX	8 Clive EMERSON	Honda -	5	11:21.359	1:16.764	0.023	78.43	2:14.047	3
16	171	EX	9 Daniel GIBBS	Suzuki - Thomas Racing	5	11:24.010	1:19.415	2.651	78.12	2:13.669	3
17	46	EX	10 Adrian DRAPER	Suzuki - droopy racing uk	5	11:25.079	1:20.484	1.069	78.00	2:13.625	2
18	180	EX	11 Mark OVEL	Yamaha -	5	11:38.975	1:34.380	13.896	76.45	2:16.411	4
19	35 *	EX	12 Stephen HARVEY	Yamaha -	5	11:49.220	1:44.625	10.245	75.35	2:16.962	2
20	226	EX	13 Andrew HOBBS	Yamaha - chubby racing	5	11:56.681	1:52.086	7.461	74.56	2:20.267	3
21	526	EX	14 Michael ARMANI	Honda -	5	12:01.672	1:57.077	4.991	74.05	2:20.402	3
22	24	EX	15 Mark REYNOLDS	Aprilia -	5	12:05.237	2:00.642	3.565	73.68	2:22.254	5
23	62	EX	16 Paul YOUNGE	Yamaha -	5	12:26.146	2:21.551	20.909	71.62	2:25.664	5
24	18	EX	17 Stuart ALBON	Honda -	4	10:38.402	1 Lap	1 Lap	66.96	2:33.586	3
25	996	EX	18 George PRINOS	Ducati - KAPPA PLANNING LTD	4	10:39.326	1 Lap	0.924	66.87	2:35.427	3

#### NOT CLASSIFIED

DNF	77	EX	David MAY	Suzuki - ELP Racing	3	6:30.270	2 Laps	1 Lap	82.15	2:05.280	3
DQ	31 *	EX	Pete SANDERSON	Suzuki - #sellingeverythingtorace	0						

#### FASTEST LAP

140	UL	Aiden PATMORE	Yamaha - TBR Performance/NW Roofing	4	1:58.795	89.97 mph	144.79 kph
54	EX	Andrew SAUNDERS	Suzuki - SDC PERFORMANCE	3	2:00.118	88.97 mph	143.19 kph

No. 35 - 10 Second Penalty, Jump Start

No. 31 - Disqualified from race result, failing post-race technical

Class UL - 92.5% of Race Speed = 81.76 mph

Class EX - 92.5% of Race Speed = 80.05 mph

Snetterton 300

Circuit Length = 2.9689 miles

Start: 14:53 Flag 15:03 End: 15:05

Weather / Track : Sunny / Dry

These results are provisional until the conclusion of any judicial and technical matters.

Clerk Of Course :	Steward :	Timekeeper :
-------------------	-----------	--------------

Results can be found at [www.tsl-timing.com](http://www.tsl-timing.com)

Printed - 15:35 Saturday, 14 September 2019





# BMCRC - MRO Championships 2019 - Rnd 8 @ Snetterton

## BMCRC Thunderbike Extreme & Ultra

### RACE 9 - LAP CHART

#### LAP 1 @ 14:55:27.226

NO	BEHIND	LAP TIME
140		2:07.781
76	1.232	2:09.013
40	2.978	2:10.759
54	3.002	2:10.783
258	4.542	2:12.323
16	6.965	2:14.746
58	7.188	2:14.969
421	9.737	2:17.518
117	9.832	2:17.613
77	10.344	2:18.125
39	10.536	2:18.317
20	13.138	2:20.919
228	15.158	2:22.939
55	15.261	2:23.042
78	18.100	2:25.881
171	18.766	2:26.547
46	20.717	2:28.498
35	20.873	2:28.654
180	21.846	2:29.627
212	22.358	2:30.139
226	24.888	2:32.669
526	26.880	2:34.661
24	27.135	2:34.916
62	31.673	2:39.454
996	41.022	2:48.803
18	41.656	2:49.437

#### LAP 2 @ 14:57:26.302

NO	BEHIND	LAP TIME
140		1:59.076
76	2.566	2:00.410
54	5.045	2:01.119
40	7.073	2:03.171
258	7.894	2:02.428
16	12.111	2:04.222
58	14.304	2:06.192
421	16.710	2:06.049
39	16.864	2:05.404
117	17.977	2:07.221
77	18.133	2:06.865
20	24.682	2:10.620
55	25.474	2:09.289
78	28.162	2:09.138
228	31.098	2:15.016
171	34.759	2:15.069
46	35.266	2:13.625
212	38.140	2:14.858
35	38.759	2:16.962
180	40.357	2:17.587
226	46.614	2:20.802
526	48.327	2:20.523
24	50.389	2:22.330
62	59.916	2:27.319
996	1:20.057	2:38.111
18	1:21.287	2:38.707

#### LAP 3 @ 14:59:25.574

NO	BEHIND	LAP TIME
140		1:59.272
76	4.141	2:00.847
54	5.891	2:00.118

40	11.601	2:03.800
258	11.811	2:03.189
16	20.801	2:07.962
58	21.288	2:06.256
421	22.164	2:04.726
39	22.608	2:05.016
117	23.957	2:05.252
77	24.141	2:05.280
55	35.929	2:09.727
20	36.421	2:11.011
78	36.701	2:07.811
228	45.873	2:14.047
171	49.156	2:13.669
46	49.718	2:13.724
212	51.681	2:12.813
35	56.955	2:17.468
180	58.634	2:17.549
226	1:07.609	2:20.267
526	1:09.457	2:20.402
24	1:14.518	2:23.401
62	1:28.492	2:27.848
18	1:55.601	2:33.586
996	1:56.212	2:35.427

#### LAP 4 @ 15:01:24.369

NO	BEHIND	LAP TIME
140		1:58.795
76	7.208	2:01.862
54	8.015	2:00.919
258	16.482	2:03.466
40	17.912	2:05.106
16	26.000	2:03.994
421	28.396	2:05.027
58	28.511	2:06.018
39	29.141	2:05.328
117	29.979	2:04.817
55	46.957	2:09.823
78	47.045	2:09.139
20	47.695	2:10.069
228	1:01.327	2:14.249
171	1:04.715	2:14.354
212	1:05.446	2:12.560
46	1:05.594	2:14.671
35	1:15.871	2:17.711
180	1:16.250	2:16.411
226	1:29.439	2:20.625
526	1:33.649	2:22.987
24	1:38.059	2:22.336
62	1:55.558	2:25.861

#### LAP 5 @ 15:03:24.040

NO	BEHIND	LAP TIME
140		1:59.671
76	8.634	2:01.097
54	12.822	2:04.478
258	20.254	2:03.443
40	23.065	2:04.824
16	31.081	2:04.752
421	33.474	2:04.749
18	1 Lap	2:36.672
996	1 Lap	2:36.985
58	34.892	2:06.052
39	35.086	2:05.616
117	37.086	2:06.778

Weather / Track : Sunny / Dry

Results can be found at [www.tsl-timing.com](http://www.tsl-timing.com)

Snetterton 300

Circuit Length = 2.9689 miles

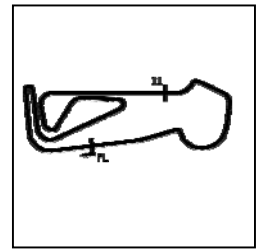
Start: 14:53 Flag 15:03 End: 15:05

Printed - 15:36 Saturday, 14 September 2019

# BMCRC - MRO Championships 2019 - Rnd 8 @ Snetterton

## BMCRC Thunderbike Extreme & Ultra

### RACE 9 - SECTOR ANALYSIS



SECTOR 1 = FL to I1, SECTOR 2 = I1 to FL, DIFF = Difference To Personal Best Lap, P = Crossed Finish Line in Pit Lane, D = Time Disallowed

P1 140 UL		Aiden PATMORE		Yamaha - TBR Performance/NW Roofing		
IDEAL LAP TIME : 1:58.795		BEST LAP TIME : 1:58.795		DIFFERENCE : 0.000		
LAP	SECTOR 1	SECTOR 2	LAP TIME	MPH	DIFF	TIME OF DAY
1 -		39.927	2:07.781	83.64	8.986	14:55:27.226
2 -	1:19.216	39.860	1:59.076 (2)	89.75	0.281	14:57:26.302
3 -	1:19.473	39.799	1:59.272 (3)	89.61	0.477	14:59:25.574
4 -	<b>1:19.003</b>	<b>39.792</b>	<b>1:58.795 (1)</b>	<b>89.97</b>		<b>15:01:24.369</b>
5 -	1:19.848	39.823	1:59.671	89.31	0.876	15:03:24.040

P2 76 UL		Jason BYARD		Suzuki - May Construction		
IDEAL LAP TIME :		BEST LAP TIME : 2:00.410		DIFFERENCE :		
LAP	SECTOR 1	SECTOR 2	LAP TIME	MPH	DIFF	TIME OF DAY
1 -			2:09.013	82.84	8.603	14:55:28.458
2 -			<b>2:00.410 (1)</b>	<b>88.76</b>		<b>14:57:28.868</b>
3 -			2:00.847 (2)	88.44	0.437	14:59:29.715
4 -			2:01.862	87.70	1.452	15:01:31.577
5 -			2:01.097 (3)	88.26	0.687	15:03:32.674

P3 54 EX		Andrew SAUNDERS		Suzuki - SDC PERFORMANCE		
IDEAL LAP TIME : 2:00.118		BEST LAP TIME : 2:00.118		DIFFERENCE : 0.000		
LAP	SECTOR 1	SECTOR 2	LAP TIME	MPH	DIFF	TIME OF DAY
1 -		40.183	2:10.783	81.72	10.665	14:55:30.228
2 -	1:20.860	40.259	2:01.119 (3)	88.24	1.001	14:57:31.347
3 -	<b>1:20.059</b>	<b>40.059</b>	<b>2:00.118 (1)</b>	<b>88.97</b>		<b>14:59:31.465</b>
4 -	1:20.827	40.092	2:00.919 (2)	88.39	0.801	15:01:32.384
5 -	1:21.848	42.630	2:04.478	85.86	4.360	15:03:36.862

P4 258 UL		Ade FRIEND		Kawasaki - Flying colours Motorcycle Training		
IDEAL LAP TIME :		BEST LAP TIME : 2:02.428		DIFFERENCE :		
LAP	SECTOR 1	SECTOR 2	LAP TIME	MPH	DIFF	TIME OF DAY
1 -			2:12.323	80.77	9.895	14:55:31.768
2 -			<b>2:02.428 (1)</b>	<b>87.30</b>		<b>14:57:34.196</b>
3 -			2:03.189 (2)	86.76	0.761	14:59:37.385
4 -			2:03.466	86.56	1.038	15:01:40.851
5 -			2:03.443 (3)	86.58	1.015	15:03:44.294

P5 40 EX		David SHELVEY		Suzuki - ymark.com		
IDEAL LAP TIME : 2:02.420		BEST LAP TIME : 2:03.171		DIFFERENCE : 0.751		
LAP	SECTOR 1	SECTOR 2	LAP TIME	MPH	DIFF	TIME OF DAY
1 -		<b>40.905</b>	2:10.759	81.73	7.588	14:55:30.204
2 -	<b>1:21.515</b>	41.656	<b>2:03.171 (1)</b>	<b>86.77</b>		<b>14:57:33.375</b>
3 -	1:22.483	41.317	2:03.800 (2)	86.33	0.629	14:59:37.175
4 -	1:23.461	41.645	2:05.106	85.43	1.935	15:01:42.281
5 -	1:23.160	41.664	2:04.824 (3)	85.62	1.653	15:03:47.105

P6 16 UL		Matthew WREN		Suzuki - TBR performance		
IDEAL LAP TIME :		BEST LAP TIME : 2:03.994		DIFFERENCE :		
LAP	SECTOR 1	SECTOR 2	LAP TIME	MPH	DIFF	TIME OF DAY
1 -			2:14.746	79.32	10.752	14:55:34.191
2 -			2:04.222 (2)	86.04	0.228	14:57:38.413
3 -			2:07.962	83.52	3.968	14:59:46.375
4 -			<b>2:03.994 (1)</b>	<b>86.19</b>		<b>15:01:50.369</b>
5 -			2:04.752 (3)	85.67	0.758	15:03:55.121

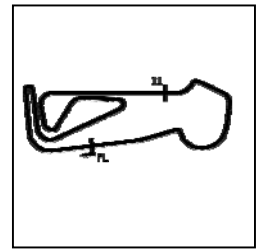
Weather / Track : Sunny / Dry

Snetterton 300  
Circuit Length = 2.9689 miles  
Start: 14:53 Flag 15:03 End: 15:05

# BMCRC - MRO Championships 2019 - Rnd 8 @ Snetterton

## BMCRC Thunderbike Extreme & Ultra

### RACE 9 - SECTOR ANALYSIS



SECTOR 1 = FL to I1, SECTOR 2 = I1 to FL, DIFF = Difference To Personal Best Lap, P = Crossed Finish Line in Pit Lane, D = Time Disallowed

P7 421 UL Daniel TINSLEY		Yamaha -				
IDEAL LAP TIME : 2:04.106		BEST LAP TIME : 2:04.726		DIFFERENCE : 0.620		
LAP	SECTOR 1	SECTOR 2	LAP TIME	MPH	DIFF	TIME OF DAY
1 -		43.053	2:17.518	77.72	12.792	14:55:36.963
2 -	1:24.026	42.023	2:06.049	84.79	1.323	14:57:43.012
3 -	1:22.567	42.159	<b>2:04.726 (1)</b>	<b>85.69</b>		<b>14:59:47.738</b>
4 -	1:23.293	<b>41.734</b>	2:05.027 (3)	85.48	0.301	15:01:52.765
5 -	<b>1:22.372</b>	42.377	2:04.749 (2)	85.67	0.023	15:03:57.514

P8 58 UL Michael ALLEN		Kawasaki -				
IDEAL LAP TIME : 2:05.618		BEST LAP TIME : 2:06.018		DIFFERENCE : 0.400		
LAP	SECTOR 1	SECTOR 2	LAP TIME	MPH	DIFF	TIME OF DAY
1 -		42.324	2:14.969	79.18	8.951	14:55:34.414
2 -	1:23.955	42.237	2:06.192 (3)	84.69	0.174	14:57:40.606
3 -	<b>1:23.621</b>	42.635	2:06.256	84.65	0.238	14:59:46.862
4 -	1:24.021	<b>41.997</b>	<b>2:06.018 (1)</b>	<b>84.81</b>		<b>15:01:52.880</b>
5 -	1:23.776	42.276	2:06.052 (2)	84.79	0.034	15:03:58.932

P9 39 EX Rob WILLIAMS		Suzuki -				
IDEAL LAP TIME : 2:04.246		BEST LAP TIME : 2:05.016		DIFFERENCE : 0.770		
LAP	SECTOR 1	SECTOR 2	LAP TIME	MPH	DIFF	TIME OF DAY
1 -		44.353	2:18.317	77.27	13.301	14:55:37.762
2 -	1:23.855	<b>41.549</b>	2:05.404 (3)	85.22	0.388	14:57:43.166
3 -	<b>1:22.697</b>	42.319	<b>2:05.016 (1)</b>	<b>85.49</b>		<b>14:59:48.182</b>
4 -	1:23.249	42.079	2:05.328 (2)	85.28	0.312	15:01:53.510
5 -	1:23.466	42.150	2:05.616	85.08	0.600	15:03:59.126

P10 117 EX Raymond STAGG		Suzuki -				
IDEAL LAP TIME :		BEST LAP TIME : 2:04.817		DIFFERENCE :		
LAP	SECTOR 1	SECTOR 2	LAP TIME	MPH	DIFF	TIME OF DAY
1 -			2:17.613	77.66	12.796	14:55:37.058
2 -			2:07.221	84.01	2.404	14:57:44.279
3 -			2:05.252 (2)	85.33	0.435	14:59:49.531
4 -			<b>2:04.817 (1)</b>	<b>85.63</b>		<b>15:01:54.348</b>
5 -			2:06.778 (3)	84.30	1.961	15:04:01.126

P11 78 UL Jamie THOMAS		Suzuki - Team RubyRacing				
IDEAL LAP TIME :		BEST LAP TIME : 2:07.811		DIFFERENCE :		
LAP	SECTOR 1	SECTOR 2	LAP TIME	MPH	DIFF	TIME OF DAY
1 -			2:25.881	73.26	18.070	14:55:45.326
2 -			2:09.138 (2)	82.76	1.327	14:57:54.464
3 -			<b>2:07.811 (1)</b>	<b>83.62</b>		<b>15:00:02.275</b>
4 -			2:09.139 (3)	82.76	1.328	15:02:11.414
5 -			2:09.586	82.47	1.775	15:04:21.000

P12 20 EX Marc CRESSWELL		Honda - Fishbowl Racing				
IDEAL LAP TIME : 2:10.620		BEST LAP TIME : 2:09.497		DIFFERENCE : -1.123		
LAP	SECTOR 1	SECTOR 2	LAP TIME	MPH	DIFF	TIME OF DAY
1 -		43.529	2:20.919	75.84	11.422	14:55:40.364
2 -	<b>1:27.263</b>	<b>43.357</b>	2:10.620 (3)	81.82	1.123	14:57:50.984
3 -	1:27.432	43.579	2:11.011	81.58	1.514	15:00:01.995
4 -			2:10.069 (2)	82.17	0.572	15:02:12.064
5 -			<b>2:09.497 (1)</b>	<b>82.53</b>		<b>15:04:21.561</b>

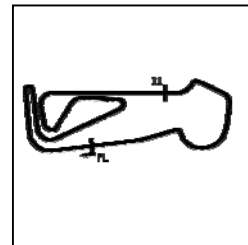
Weather / Track : Sunny / Dry

Snetterton 300  
Circuit Length = 2.9689 miles  
Start: 14:53 Flag 15:03 End: 15:05

# BMCRC - MRO Championships 2019 - Rnd 8 @ Snetterton

## BMCRC Thunderbike Extreme & Ultra

### RACE 9 - SECTOR ANALYSIS



SECTOR 1 = FL to I1, SECTOR 2 = I1 to FL, DIFF = Difference To Personal Best Lap, P = Crossed Finish Line in Pit Lane, D = Time Disallowed

P13 55 EX		Nick HODGINS		Suzuki - Sam Saunders Racing		
IDEAL LAP TIME : 2:09.289		BEST LAP TIME : 2:09.289		DIFFERENCE : 0.000		
LAP	SECTOR 1	SECTOR 2	LAP TIME	MPH	DIFF	TIME OF DAY
1 -		43.765	2:23.042	74.71	13.753	14:55:42.487
2 -	<b>1:25.979</b>	<b>43.310</b>	<b>2:09.289 (1)</b>	<b>82.66</b>		<b>14:57:51.776</b>
3 -	1:26.374	43.353	2:09.727 (2)	82.38	0.438	15:00:01.503
4 -	1:26.448	43.375	2:09.823 (3)	82.32	0.534	15:02:11.326
5 -	1:26.323	43.946	2:10.269	82.04	0.980	15:04:21.595

P14 212 EX		Daniel KENT		Suzuki - Gane Motorsport		
IDEAL LAP TIME : 2:10.966		BEST LAP TIME : 2:10.966		DIFFERENCE : 0.000		
LAP	SECTOR 1	SECTOR 2	LAP TIME	MPH	DIFF	TIME OF DAY
1 -		45.298	2:30.139	71.18	19.173	14:55:49.584
2 -	1:29.476	45.382	2:14.858	79.25	3.892	14:58:04.442
3 -	1:28.800	44.013	2:12.813 (3)	80.47	1.847	15:00:17.255
4 -	1:28.157	44.403	2:12.560 (2)	80.62	1.594	15:02:29.815
5 -	<b>1:27.429</b>	<b>43.537</b>	<b>2:10.966 (1)</b>	<b>81.60</b>		<b>15:04:40.781</b>

P15 228 EX		Clive EMERSON		Honda -		
IDEAL LAP TIME :		BEST LAP TIME : 2:14.047		DIFFERENCE :		
LAP	SECTOR 1	SECTOR 2	LAP TIME	MPH	DIFF	TIME OF DAY
1 -			2:22.939	74.77	8.892	14:55:42.384
2 -			2:15.016 (3)	79.16	0.969	14:57:57.400
3 -			<b>2:14.047 (1)</b>	<b>79.73</b>		<b>15:00:11.447</b>
4 -			2:14.249 (2)	79.61	0.202	15:02:25.696
5 -			2:15.108	79.10	1.061	15:04:40.804

P16 171 EX		Daniel GIBBS		Suzuki - Thomas Racing		
IDEAL LAP TIME : 2:13.516		BEST LAP TIME : 2:13.669		DIFFERENCE : 0.153		
LAP	SECTOR 1	SECTOR 2	LAP TIME	MPH	DIFF	TIME OF DAY
1 -		45.296	2:26.547	72.93	12.878	14:55:45.992
2 -	1:29.707	45.362	2:15.069	79.13	1.400	14:58:01.061
3 -	<b>1:28.860</b>	44.809	<b>2:13.669 (1)</b>	<b>79.95</b>		<b>15:00:14.730</b>
4 -	1:29.698	<b>44.656</b>	2:14.354 (2)	79.55	0.685	15:02:29.084
5 -	1:29.503	44.868	2:14.371 (3)	79.54	0.702	15:04:43.455

P17 46 EX		Adrian DRAPER		Suzuki - droopy racing uk		
IDEAL LAP TIME : 2:14.561		BEST LAP TIME : 2:13.625		DIFFERENCE : -0.936		
LAP	SECTOR 1	SECTOR 2	LAP TIME	MPH	DIFF	TIME OF DAY
1 -			2:28.498	71.97	14.873	14:55:47.943
2 -			<b>2:13.625 (1)</b>	<b>79.98</b>		<b>14:58:01.568</b>
3 -			2:13.724 (2)	79.92	0.099	15:00:15.292
4 -			2:14.671	79.36	1.046	15:02:29.963
5 -	<b>1:29.203</b>	<b>45.358</b>	2:14.561 (3)	79.42	0.936	15:04:44.524

P18 180 EX		Mark OVEL		Yamaha -		
IDEAL LAP TIME : 2:17.801		BEST LAP TIME : 2:16.411		DIFFERENCE : -1.390		
LAP	SECTOR 1	SECTOR 2	LAP TIME	MPH	DIFF	TIME OF DAY
1 -			2:29.627	71.43	13.216	14:55:49.072
2 -			2:17.587 (3)	77.68	1.176	14:58:06.659
3 -			2:17.549 (2)	77.70	1.138	15:00:24.208
4 -			<b>2:16.411 (1)</b>	<b>78.35</b>		<b>15:02:40.619</b>
5 -	<b>1:31.554</b>	<b>46.247</b>	2:17.801	77.56	1.390	15:04:58.420

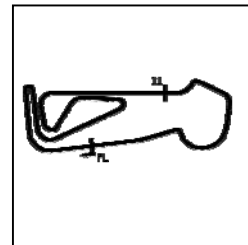
Weather / Track : Sunny / Dry

Snetterton 300  
Circuit Length = 2.9689 miles  
Start: 14:53 Flag 15:03 End: 15:05

# BMCRC - MRO Championships 2019 - Rnd 8 @ Snetterton

## BMCRC Thunderbike Extreme & Ultra

### RACE 9 - SECTOR ANALYSIS



SECTOR 1 = FL to I1, SECTOR 2 = I1 to FL, DIFF = Difference To Personal Best Lap, P = Crossed Finish Line in Pit Lane, D = Time Disallowed

P19 35 EX		Stephen HARVEY		Yamaha -		
IDEAL LAP TIME : 2:18.425		BEST LAP TIME : 2:16.962		DIFFERENCE : -1.463		
LAP	SECTOR 1	SECTOR 2	LAP TIME	MPH	DIFF	TIME OF DAY
1 -			2:28.654	71.89	11.692	14:55:48.099
2 -			<b>2:16.962 (1)</b>	<b>78.03</b>		<b>14:58:05.061</b>
3 -			2:17.468 (2)	77.74	0.506	15:00:22.529
4 -			2:17.711 (3)	77.61	0.749	15:02:40.240
5 -	<b>1:32.453</b>	<b>45.972</b>	2:18.425	77.21	1.463	15:04:58.665

P20 226 EX		Andrew HOBBS		Yamaha - chubby racing		
IDEAL LAP TIME : 2:20.084		BEST LAP TIME : 2:20.267		DIFFERENCE : 0.183		
LAP	SECTOR 1	SECTOR 2	LAP TIME	MPH	DIFF	TIME OF DAY
1 -		47.808	2:32.669	70.00	12.402	14:55:52.114
2 -	1:33.261	47.541	2:20.802 (3)	75.90	0.535	14:58:12.916
3 -	1:33.285	<b>46.982</b>	<b>2:20.267 (1)</b>	<b>76.19</b>		<b>15:00:33.183</b>
4 -	<b>1:33.102</b>	47.523	2:20.625 (2)	76.00	0.358	15:02:53.808
5 -	1:34.567	47.751	2:22.318	75.09	2.051	15:05:16.126

P21 526 EX		Michael ARMANI		Honda -		
IDEAL LAP TIME : 2:23.099		BEST LAP TIME : 2:20.402		DIFFERENCE : -2.697		
LAP	SECTOR 1	SECTOR 2	LAP TIME	MPH	DIFF	TIME OF DAY
1 -			2:34.661	69.10	14.259	14:55:54.106
2 -			2:20.523 (2)	76.05	0.121	14:58:14.629
3 -			<b>2:20.402 (1)</b>	<b>76.12</b>		<b>15:00:35.031</b>
4 -			2:22.987 (3)	74.74	2.585	15:02:58.018
5 -	<b>1:35.185</b>	<b>47.914</b>	2:23.099	74.69	2.697	15:05:21.117

P22 24 EX		Mark REYNOLDS		Aprilia -		
IDEAL LAP TIME : 2:21.320		BEST LAP TIME : 2:22.254		DIFFERENCE : 0.934		
LAP	SECTOR 1	SECTOR 2	LAP TIME	MPH	DIFF	TIME OF DAY
1 -		48.758	2:34.916	68.99	12.662	14:55:54.361
2 -	<b>1:34.066</b>	48.264	2:22.330 (2)	75.09	0.076	14:58:16.691
3 -	1:35.192	48.209	2:23.401	74.53	1.147	15:00:40.092
4 -	1:35.082	<b>47.254</b>	2:22.336 (3)	75.09	0.082	15:03:02.428
5 -	1:34.678	47.576	<b>2:22.254 (1)</b>	<b>75.13</b>		<b>15:05:24.682</b>

P23 62 EX		Paul YOUNGE		Yamaha -		
IDEAL LAP TIME : 2:24.519		BEST LAP TIME : 2:25.664		DIFFERENCE : 1.145		
LAP	SECTOR 1	SECTOR 2	LAP TIME	MPH	DIFF	TIME OF DAY
1 -		50.272	2:39.454	67.02	13.790	14:55:58.899
2 -	1:37.497	49.822	2:27.319 (3)	72.55	1.655	14:58:26.218
3 -	1:38.688	49.160	2:27.848	72.29	2.184	15:00:54.066
4 -	1:37.451	<b>48.410</b>	2:25.861 (2)	73.27	0.197	15:03:19.927
5 -	<b>1:36.109</b>	49.555	<b>2:25.664 (1)</b>	<b>73.37</b>		<b>15:05:45.591</b>

P24 18 EX		Stuart ALBON		Honda -		
IDEAL LAP TIME : 2:33.446		BEST LAP TIME : 2:33.586		DIFFERENCE : 0.140		
LAP	SECTOR 1	SECTOR 2	LAP TIME	MPH	DIFF	TIME OF DAY
1 -		53.978	2:49.437	63.07	15.851	14:56:08.882
2 -	1:45.462	53.245	2:38.707 (3)	67.34	5.121	14:58:47.589
3 -	<b>1:41.781</b>	51.805	<b>2:33.586 (1)</b>	<b>69.59</b>		<b>15:01:21.175</b>
4 -	1:45.007	<b>51.665</b>	2:36.672 (2)	68.21	3.086	15:03:57.847

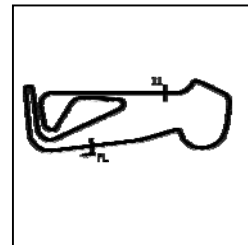
Weather / Track : Sunny / Dry

Snetterton 300  
Circuit Length = 2.9689 miles  
Start: 14:53 Flag 15:03 End: 15:05

# BMCRC - MRO Championships 2019 - Rnd 8 @ Snetterton

## BMCRC Thunderbike Extreme & Ultra

### RACE 9 - SECTOR ANALYSIS



SECTOR 1 = FL to I1, SECTOR 2 = I1 to FL, DIFF = Difference To Personal Best Lap, P = Crossed Finish Line in Pit Lane, D = Time Disallowed

<b>P25 996 EX</b>		<b>George PRINOS</b>		Ducati - KAPPA PLANNING LTD		
IDEAL LAP TIME : 2:34.983		BEST LAP TIME : 2:35.427		DIFFERENCE : 0.444		
LAP	SECTOR 1	SECTOR 2	LAP TIME	MPH	DIFF	TIME OF DAY
1 -		53.413	2:48.803	63.31	13.376	14:56:08.248
2 -	1:45.675	52.436	2:38.111 (3)	67.59	2.684	14:58:46.359
3 -	<b>1:43.050</b>	52.377	<b>2:35.427 (1)</b>	<b>68.76</b>		<b>15:01:21.786</b>
4 -	1:45.052	<b>51.933</b>	2:36.985 (2)	68.08	1.558	15:03:58.771

<b>P26 77 EX</b>		<b>David MAY</b>		Suzuki - ELP Racing		
IDEAL LAP TIME :		BEST LAP TIME : 2:05.280		DIFFERENCE :		
LAP	SECTOR 1	SECTOR 2	LAP TIME	MPH	DIFF	TIME OF DAY
1 -			2:18.125	77.37	12.845	14:55:37.570
2 -			2:06.865 (2)	84.24	1.585	14:57:44.435
3 -			<b>2:05.280 (1)</b>	<b>85.31</b>		<b>14:59:49.715</b>

# BMCRC - MRO Championships 2019 - Rnd 8 @ Snetterton

## BMCRC Thunderbike Extreme & Ultra

### RACE 9 - BEST SECTORS

SECTOR 1			SECTOR 2			IDEAL / BEST COMPARISON						
POS	NO	NAME	TIME	NO	NAME	TIME	POS	NO	NAME	IDEAL	BEST	DIFF
									<b>PERFECT LAP</b>	<b>1:58.795</b>		
1	140	PATMORE	<b>1:19.003</b>	140	PATMORE	<b>39.792</b>	1	140	PATMORE	1:58.795	1:58.795	0.000
2	54	SAUNDERS	<b>1:20.059</b>	54	SAUNDERS	<b>40.059</b>	2	54	SAUNDERS	2:00.118	2:00.118	0.000
3	40	SHELVEY	<b>1:21.515</b>	40	SHELVEY	<b>40.905</b>	3	40	SHELVEY	2:02.420	2:03.171	0.751
4	421	TINSLEY	<b>1:22.372</b>	39	WILLIAMS	<b>41.549</b>	4	421	TINSLEY	2:04.106	2:04.726	0.620
5	39	WILLIAMS	<b>1:22.697</b>	421	TINSLEY	<b>41.734</b>	5	39	WILLIAMS	2:04.246	2:05.016	0.770
6	58	ALLEN	<b>1:23.621</b>	58	ALLEN	<b>41.997</b>	6	58	ALLEN	2:05.618	2:06.018	0.400
7	55	HODGINS	<b>1:25.979</b>	55	HODGINS	<b>43.310</b>	7	55	HODGINS	2:09.289	2:09.289	0.000
8	20	CRESSWELL	<b>1:27.263</b>	20	CRESSWELL	<b>43.357</b>	8	20	CRESSWELL	2:10.620	2:09.497	-1.123
9	212	KENT	<b>1:27.429</b>	212	KENT	<b>43.537</b>	9	212	KENT	2:10.966	2:10.966	0.000
10	171	GIBBS	<b>1:28.860</b>	171	GIBBS	<b>44.656</b>	10	171	GIBBS	2:13.516	2:13.669	0.153
11	46	DRAPER	<b>1:29.203</b>	46	DRAPER	<b>45.358</b>	11	46	DRAPER	2:14.561	2:13.625	-0.936
12	180	OVEL	<b>1:31.554</b>	35	HARVEY	<b>45.972</b>	12	180	OVEL	2:17.801	2:16.411	-1.390
13	35	HARVEY	<b>1:32.453</b>	180	OVEL	<b>46.247</b>	13	35	HARVEY	2:18.425	2:16.962	-1.463
14	226	HOBBS	<b>1:33.102</b>	226	HOBBS	<b>46.982</b>	14	226	HOBBS	2:20.084	2:20.267	0.183
15	24	REYNOLDS	<b>1:34.066</b>	24	REYNOLDS	<b>47.254</b>	15	24	REYNOLDS	2:21.320	2:22.254	0.934
16	526	ARMANI	<b>1:35.185</b>	526	ARMANI	<b>47.914</b>	16	526	ARMANI	2:23.099	2:20.402	-2.697
17	62	YOUNGE	<b>1:36.109</b>	62	YOUNGE	<b>48.410</b>	17	62	YOUNGE	2:24.519	2:25.664	1.145
18	18	ALBON	<b>1:41.781</b>	18	ALBON	<b>51.665</b>	18	18	ALBON	2:33.446	2:33.586	0.140
19	996	PRINOS	<b>1:43.050</b>	996	PRINOS	<b>51.933</b>	19	996	PRINOS	2:34.983	2:35.427	0.444
20							20	117	STAGG		2:04.817	
21							21	16	WREN		2:03.994	
22							22	78	THOMAS		2:07.811	
23							23	77	MAY		2:05.280	
24							24	228	EMERSON		2:14.047	
25							25	258	FRIEND		2:02.428	
26							26	76	BYARD		2:00.410	
27												

Weather / Track : Sunny / Dry

Results can be found at [www.tsl-timing.com](http://www.tsl-timing.com)

Snetterton 300

Circuit Length = 2.9689 miles

Start: 14:53 Flag 15:03 End: 15:05

Printed - 15:35 Saturday, 14 September 2019

# BMCRC - MRO Championships 2019 - Rnd 8 @ Snetterton

## BMCRC Thunderbike Extreme & Ultra

### RACE 1 - GRID (7 Laps)

ROW 11	1		32	31	Pete SANDERSON	31	96	Giovanni BELIOSSI	
ROW 10	30	11	Josh HARVEY	29	143	Steve PALMER	28	1	Barry CHAMBERLAIN
ROW 9	27	115	Adrian HARTOG	26	996	George PRINOS	25	18	Stuart ALBON
ROW 8	24	62	Paul YOUNGE	23	24	Mark REYNOLDS	22	526	Michael ARMANI
ROW 7	21	226	Andrew HOBBS	20	35	Stephen HARVEY	19	180	Mark OVEL
ROW 6	18	228	Clive EMERSON	17	171	Daniel GIBBS	16	46	Adrian DRAPER
ROW 5	15	212	Daniel KENT	14	20	Marc CRESSWELL	13	55	Nick HODGINS
ROW 4	12	78	Jamie THOMAS	11	58	Michael ALLEN	10	77	David MAY
ROW 3	9	39	Rob WILLIAMS	8	117	Raymond STAGG	7	421	Daniel TINSLEY
ROW 2	6	16	Matthew WREN	5	40	David SHELVEY	4	258	Ande FRIEND
ROW 1	3	76	Jason BYARD	2	54	Andrew SAUNDERS	1	140	Aiden PATMORE
									<b>Pole</b>

Snetterton 300  
Circuit Length = 2.9689 miles

These results are provisional until the conclusion of any judicial and technical matters.

Clerk Of Course :	Steward :	Timekeeper :
-------------------	-----------	--------------

Results can be found at [www.tsl-timing.com](http://www.tsl-timing.com)

Printed - 15:37 Saturday, 14 September 2019





# BMCRC - MRO Championships 2019 - Rnd 8 @ Snetterton

## BMCRC Thunderbike Extreme & Ultra

### RACE 1 - CLASSIFICATION

POS	NO	CL	PIC NAME	ENTRY	LAPS	TIME	GAP	DIFF	MPH	BEST	ON
1	76	UL	1 Jason BYARD	Suzuki - May Construction	5	10:12.744			87.21	2:00.912	2
2	140	UL	2 Aiden PATMORE	Yamaha - TBR Performance/NW Roofing	5	10:12.946	0.202	0.202	87.18	2:01.032	5
3	58	UL	3 Michael ALLEN	Kawasaki -	5	10:19.409	6.665	6.463	86.27	2:02.444	5
4	40	EX	1 David SHELVEY	Suzuki - ymark.com	5	10:21.971	9.227	2.562	85.92	2:02.075	3
5	16	UL	4 Matthew WREN	Suzuki - TBR performance	5	10:23.586	10.842	1.615	85.69	2:01.969	3
6	421	UL	5 Daniel TINSLEY	Yamaha -	5	10:30.768	18.024	7.182	84.72	2:03.428	5
7	258	UL	6 Ande FRIEND	Kawasaki - Flying colours Motorcycle Training	5	10:33.347	20.603	2.579	84.37	2:02.431	3
8	39	EX	2 Rob WILLIAMS	Suzuki -	5	10:40.648	27.904	7.301	83.41	2:05.241	5
9	77	EX	3 David MAY	Suzuki - ELP Racing	5	10:49.292	36.548	8.644	82.30	2:07.259	2
10	55	EX	4 Nick HODGINS	Suzuki - Sam Saunders Racing	5	11:05.012	52.268	15.720	80.36	2:09.961	5
11	46	EX	5 Adrian DRAPER	Suzuki - droopy racing uk	5	11:07.452	54.708	2.440	80.06	2:11.589	5
12	171	EX	6 Daniel GIBBS	Suzuki - Thomas Racing	5	11:20.161	1:07.417	12.709	78.57	2:13.854	3
13	228	EX	7 Clive EMERSON	Honda -	5	11:27.450	1:14.706	7.289	77.73	2:16.207	3
14	35	EX	8 Stephen HARVEY	Yamaha -	5	11:40.644	1:27.900	13.194	76.27	2:18.053	5
15	526	EX	9 Michael ARMANI	Honda -	5	11:52.564	1:39.820	11.920	74.99	2:20.242	3
16	24	EX	10 Mark REYNOLDS	Aprilia -	5	12:10.623	1:57.879	18.059	73.14	2:23.662	2
17	31	EX	11 Pete SANDERSON	Suzuki - #sellingeverythingtorace	5	12:16.185	2:03.441	5.562	72.59	2:21.071	5
18	62	EX	12 Paul YOUNGE	Yamaha -	5	12:20.513	2:07.769	4.328	72.16	2:22.478	5
19	96*	EX	13 Giovanni BELIOSSI	Ducati - ASR Accident Storage Recovery	4	10:19.664	1 Lap	1 Lap	68.99	2:28.920	2
20	996	EX	14 George PRINOS	Ducati - KAPPA PLANNING LTD	4	10:31.222	1 Lap	11.558	67.72	2:35.100	4
21	18	EX	15 Stuart ALBON	Honda -	4	10:32.393	1 Lap	1.171	67.60	2:34.928	2

#### NOT CLASSIFIED

DNF	54	EX	Andrew SAUNDERS	Suzuki - SDC PERFORMANCE	3	6:13.871	2 Laps	1 Lap	85.76	2:01.768	2
-----	----	----	-----------------	--------------------------	---	----------	--------	-------	-------	----------	---

#### FASTEST LAP

76	UL	Jason BYARD	Suzuki - May Construction	2	2:00.912	88.39 mph	142.25 kph
54	EX	Andrew SAUNDERS	Suzuki - SDC PERFORMANCE	2	2:01.768	87.77 mph	141.25 kph

No. 96 - Transponder not working

Class UL - 92.5% of Race Speed = 80.66 mph

Class EX - 92.5% of Race Speed = 79.47 mph

Snetterton 300

Circuit Length = 2.9689 miles

Start: 09:48 Flag 09:58 End: 10:00

Weather / Track : Sunny / Dry

These results are provisional until the conclusion of any judicial and technical matters.

Clerk Of Course :	Steward :	Timekeeper :
-------------------	-----------	--------------

Results can be found at [www.tsl-timing.com](http://www.tsl-timing.com)

Printed - 10:01 Sunday, 15 September 2019



# BMCRC - MRO Championships 2019 - Rnd 8 @ Snetterton

## BMCRC Thunderbike Extreme & Ultra

### RACE 1 - LAP CHART

#### LAP 1 @ 09:50:31.838

NO	BEHIND	LAP TIME
140		2:07.049
76	0.121	2:07.170
58	1.700	2:08.749
258	2.280	2:09.329
54	2.562	2:09.611
16	2.732	2:09.781
40	3.825	2:10.874
421	6.071	2:13.120
39	8.142	2:15.191
77	8.615	2:15.664
46	11.805	2:18.854
171	14.049	2:21.098
228	14.488	2:21.537
55	14.764	2:21.813
35	18.524	2:25.573
526	22.174	2:29.223
24	22.438	2:29.487
62	29.447	2:36.496
31	30.149	2:37.198
96	33.725	2:40.774
996	37.021	2:44.070
18	37.481	2:44.530

#### LAP 2 @ 09:52:32.871

NO	BEHIND	LAP TIME
76		2:00.912
140	0.759	2:01.792
58	3.160	2:02.493
54	3.297	2:01.768
258	4.036	2:02.789
16	4.649	2:02.950
40	5.820	2:03.028
421	10.566	2:05.528
39	13.938	2:06.829
77	14.841	2:07.259
46	23.767	2:12.995
55	25.537	2:11.806
171	27.183	2:14.167
228	30.096	2:16.641
35	35.731	2:18.240
526	42.316	2:21.175
24	45.067	2:23.662
62	55.734	2:27.320
31	57.494	2:28.378
96	1:01.612	2:28.920
18	1:11.376	2:34.928
996	1:12.706	2:36.718

#### LAP 3 @ 09:54:34.828

NO	BEHIND	LAP TIME
76		2:01.957
140	0.532	2:01.730
54	3.832	2:02.492
58	3.951	2:02.748
258	4.510	2:02.431
16	4.661	2:01.969
40	5.938	2:02.075
421	12.979	2:04.370
39	17.889	2:05.908
77	20.835	2:07.951
46	33.474	2:11.664

55	33.777	2:10.197
171	39.080	2:13.854
228	44.346	2:16.207
35	52.820	2:19.046
526	1:00.601	2:20.242
24	1:10.325	2:27.215
31	1:20.212	2:24.675
62	1:21.402	2:27.625
96	1:30.624	2:30.969
18	1:45.801	2:36.382
996	1:46.083	2:35.334

#### LAP 4 @ 09:56:36.468

NO	BEHIND	LAP TIME
76		2:01.640
140	0.235	2:01.343
58	5.286	2:02.975
258	5.929	2:03.059
16	6.081	2:03.060
40	7.229	2:02.931
421	15.661	2:04.322
39	23.728	2:07.479
77	28.425	2:09.230
55	43.372	2:11.235
46	44.184	2:12.350
171	53.359	2:15.919
228	59.104	2:16.398
35	1:10.912	2:19.732
526	1:20.205	2:21.244
24	1:35.045	2:26.360
31	1:43.435	2:24.863
62	1:46.356	2:26.594

#### LAP 5 @ 09:58:37.533

NO	BEHIND	LAP TIME
76		2:01.065
140	0.202	2:01.032
58	6.665	2:02.444
96	1 Lap	2:39.001
40	9.227	2:03.063
16	10.842	2:05.826
421	18.024	2:03.428
996	1 Lap	2:35.100
18	1 Lap	2:36.553
258	20.603	2:15.739
39	27.904	2:05.241
77	36.548	2:09.188
55	52.268	2:09.961
46	54.708	2:11.589
171	1:07.417	2:15.123
228	1:14.706	2:16.667
35	1:27.900	2:18.053
526	1:39.820	2:20.680
24	1:57.879	2:23.899
31	2:03.441	2:21.071
62	2:07.769	2:22.478

Weather / Track : Sunny / Dry

Results can be found at [www.tsl-timing.com](http://www.tsl-timing.com)

Snetterton 300

Circuit Length = 2.9689 miles

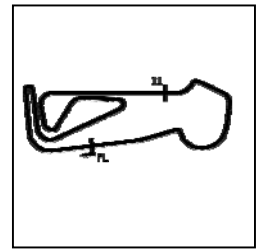
Start: 09:48 Flag 09:58 End: 10:00

Printed - 10:02 Sunday, 15 September 2019

# BMCRC - MRO Championships 2019 - Rnd 8 @ Snetterton

## BMCRC Thunderbike Extreme & Ultra

### RACE 1 - SECTOR ANALYSIS



SECTOR 1 = FL to I1, SECTOR 2 = I1 to FL, DIFF = Difference To Personal Best Lap, P = Crossed Finish Line in Pit Lane, D = Time Disallowed

P1 76 UL		Jason BYARD		Suzuki - May Construction		
IDEAL LAP TIME : 2:00.613		BEST LAP TIME : 2:00.912		DIFFERENCE : 0.299		
LAP	SECTOR 1	SECTOR 2	LAP TIME	MPH	DIFF	TIME OF DAY
1 -		40.745	2:07.170	84.04	6.258	09:50:31.959
2 -	<b>1:20.570</b>	40.342	<b>2:00.912 (1)</b>	<b>88.39</b>		<b>09:52:32.871</b>
3 -	1:21.503	40.454	2:01.957	87.63	1.045	09:54:34.828
4 -	1:21.062	40.578	2:01.640 (3)	87.86	0.728	09:56:36.468
5 -	1:21.022	<b>40.043</b>	2:01.065 (2)	88.28	0.153	09:58:37.533

P2 140 UL		Aiden PATMORE		Yamaha - TBR Performance/NW Roofing		
IDEAL LAP TIME : 2:00.854		BEST LAP TIME : 2:01.032		DIFFERENCE : 0.178		
LAP	SECTOR 1	SECTOR 2	LAP TIME	MPH	DIFF	TIME OF DAY
1 -		40.852	2:07.049	84.12	6.017	09:50:31.838
2 -	<b>1:20.698</b>	41.094	2:01.792	87.75	0.760	09:52:33.630
3 -	1:21.168	40.562	2:01.730 (3)	87.80	0.698	09:54:35.360
4 -	1:20.977	40.366	2:01.343 (2)	88.08	0.311	09:56:36.703
5 -	1:20.876	<b>40.156</b>	<b>2:01.032 (1)</b>	<b>88.30</b>		<b>09:58:37.735</b>

P3 58 UL		Michael ALLEN		Kawasaki -		
IDEAL LAP TIME : 2:02.278		BEST LAP TIME : 2:02.444		DIFFERENCE : 0.166		
LAP	SECTOR 1	SECTOR 2	LAP TIME	MPH	DIFF	TIME OF DAY
1 -		41.118	2:08.749	83.01	6.305	09:50:33.538
2 -	1:21.469	41.024	2:02.493 (2)	87.25	0.049	09:52:36.031
3 -	<b>1:21.449</b>	41.299	2:02.748 (3)	87.07	0.304	09:54:38.779
4 -	1:22.136	40.839	2:02.975	86.91	0.531	09:56:41.754
5 -	1:21.615	<b>40.829</b>	<b>2:02.444 (1)</b>	<b>87.28</b>		<b>09:58:44.198</b>

P4 40 EX		David SHELVEY		Suzuki - ymark.com		
IDEAL LAP TIME : 2:02.075		BEST LAP TIME : 2:02.075		DIFFERENCE : 0.000		
LAP	SECTOR 1	SECTOR 2	LAP TIME	MPH	DIFF	TIME OF DAY
1 -		41.323	2:10.874	81.66	8.799	09:50:35.663
2 -	1:22.033	40.995	2:03.028 (3)	86.87	0.953	09:52:38.691
3 -	<b>1:21.409</b>	<b>40.666</b>	<b>2:02.075 (1)</b>	<b>87.55</b>		<b>09:54:40.766</b>
4 -	1:21.770	41.161	2:02.931 (2)	86.94	0.856	09:56:43.697
5 -	1:21.895	41.168	2:03.063	86.85	0.988	09:58:46.760

P5 16 UL		Matthew WREN		Suzuki - TBR performance		
IDEAL LAP TIME : 2:01.969		BEST LAP TIME : 2:01.969		DIFFERENCE : 0.000		
LAP	SECTOR 1	SECTOR 2	LAP TIME	MPH	DIFF	TIME OF DAY
1 -		40.979	2:09.781	82.35	7.812	09:50:34.570
2 -	1:22.408	40.542	2:02.950 (2)	86.93	0.981	09:52:37.520
3 -	<b>1:21.725</b>	<b>40.244</b>	<b>2:01.969 (1)</b>	<b>87.62</b>		<b>09:54:39.489</b>
4 -	1:22.075	40.985	2:03.060 (3)	86.85	1.091	09:56:42.549
5 -	1:23.141	42.685	2:05.826	84.94	3.857	09:58:48.375

P6 421 UL		Daniel TINSLEY		Yamaha -		
IDEAL LAP TIME : 2:03.173		BEST LAP TIME : 2:03.428		DIFFERENCE : 0.255		
LAP	SECTOR 1	SECTOR 2	LAP TIME	MPH	DIFF	TIME OF DAY
1 -		42.212	2:13.120	80.28	9.692	09:50:37.909
2 -	1:22.891	42.637	2:05.528	85.14	2.100	09:52:43.437
3 -	1:22.541	<b>41.829</b>	2:04.370 (3)	85.93	0.942	09:54:47.807
4 -	1:22.484	41.838	2:04.322 (2)	85.97	0.894	09:56:52.129
5 -	<b>1:21.344</b>	42.084	<b>2:03.428 (1)</b>	<b>86.59</b>		<b>09:58:55.557</b>

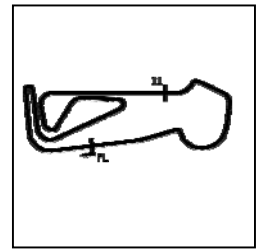
Weather / Track : Sunny / Dry

Snetterton 300  
Circuit Length = 2.9689 miles  
Start: 09:48 Flag 09:58 End: 10:00

# BMCRC - MRO Championships 2019 - Rnd 8 @ Snetterton

## BMCRC Thunderbike Extreme & Ultra

### RACE 1 - SECTOR ANALYSIS



SECTOR 1 = FL to I1, SECTOR 2 = I1 to FL, DIFF = Difference To Personal Best Lap, P = Crossed Finish Line in Pit Lane, D = Time Disallowed

P7 258 UL		Ande FRIEND		Kawasaki - Flying colours Motorcycle Training		
IDEAL LAP TIME : 2:02.199		BEST LAP TIME : 2:02.431		DIFFERENCE : 0.232		
LAP	SECTOR 1	SECTOR 2	LAP TIME	MPH	DIFF	TIME OF DAY
1 -		41.602	2:09.329	82.64	6.898	09:50:34.118
2 -	1:21.900	<b>40.889</b>	2:02.789 (2)	87.04	0.358	09:52:36.907
3 -	<b>1:21.310</b>	41.121	<b>2:02.431 (1)</b>	<b>87.29</b>		<b>09:54:39.338</b>
4 -	1:21.853	41.206	2:03.059 (3)	86.85	0.628	09:56:42.397
5 -	1:28.759	46.980	2:15.739	78.73	13.308	09:58:58.136

P8 39 EX		Rob WILLIAMS		Suzuki -		
IDEAL LAP TIME : 2:05.241		BEST LAP TIME : 2:05.241		DIFFERENCE : 0.000		
LAP	SECTOR 1	SECTOR 2	LAP TIME	MPH	DIFF	TIME OF DAY
1 -		42.628	2:15.191	79.05	9.950	09:50:39.980
2 -	1:24.075	42.754	2:06.829 (3)	84.27	1.588	09:52:46.809
3 -	1:23.771	42.137	2:05.908 (2)	84.88	0.667	09:54:52.717
4 -	1:24.774	42.705	2:07.479	83.84	2.238	09:57:00.196
5 -	<b>1:23.324</b>	<b>41.917</b>	<b>2:05.241 (1)</b>	<b>85.34</b>		<b>09:59:05.437</b>

P9 77 EX		David MAY		Suzuki - ELP Racing		
IDEAL LAP TIME : 2:07.259		BEST LAP TIME : 2:07.259		DIFFERENCE : 0.000		
LAP	SECTOR 1	SECTOR 2	LAP TIME	MPH	DIFF	TIME OF DAY
1 -		42.894	2:15.664	78.78	8.405	09:50:40.453
2 -	<b>1:24.988</b>	<b>42.271</b>	<b>2:07.259 (1)</b>	<b>83.98</b>		<b>09:52:47.712</b>
3 -	1:25.030	42.921	2:07.951 (2)	83.53	0.692	09:54:55.663
4 -	1:26.506	42.724	2:09.230	82.70	1.971	09:57:04.893
5 -	1:26.121	43.067	2:09.188 (3)	82.73	1.929	09:59:14.081

P10 55 EX		Nick HODGINS		Suzuki - Sam Saunders Racing		
IDEAL LAP TIME : 2:09.860		BEST LAP TIME : 2:09.961		DIFFERENCE : 0.101		
LAP	SECTOR 1	SECTOR 2	LAP TIME	MPH	DIFF	TIME OF DAY
1 -		45.708	2:21.813	75.36	11.852	09:50:46.602
2 -	1:28.148	43.658	2:11.806	81.08	1.845	09:52:58.408
3 -	<b>1:26.361</b>	43.836	2:10.197 (2)	82.09	0.236	09:55:08.605
4 -	1:27.555	43.680	2:11.235 (3)	81.44	1.274	09:57:19.840
5 -	1:26.462	<b>43.499</b>	<b>2:09.961 (1)</b>	<b>82.24</b>		<b>09:59:29.801</b>

P11 46 EX		Adrian DRAPER		Suzuki - droopy racing uk		
IDEAL LAP TIME : 2:11.388		BEST LAP TIME : 2:11.589		DIFFERENCE : 0.201		
LAP	SECTOR 1	SECTOR 2	LAP TIME	MPH	DIFF	TIME OF DAY
1 -		44.475	2:18.854	76.97	7.265	09:50:43.643
2 -	1:28.174	44.821	2:12.995	80.36	1.406	09:52:56.638
3 -	<b>1:27.554</b>	44.110	2:11.664 (2)	81.17	0.075	09:55:08.302
4 -	1:28.024	44.326	2:12.350 (3)	80.75	0.761	09:57:20.652
5 -	1:27.755	<b>43.834</b>	<b>2:11.589 (1)</b>	<b>81.22</b>		<b>09:59:32.241</b>

P12 171 EX		Daniel GIBBS		Suzuki - Thomas Racing		
IDEAL LAP TIME : 2:13.699		BEST LAP TIME : 2:13.854		DIFFERENCE : 0.155		
LAP	SECTOR 1	SECTOR 2	LAP TIME	MPH	DIFF	TIME OF DAY
1 -		45.180	2:21.098	75.74	7.244	09:50:45.887
2 -	1:29.541	<b>44.626</b>	2:14.167 (2)	79.66	0.313	09:53:00.054
3 -	<b>1:29.073</b>	44.781	<b>2:13.854 (1)</b>	<b>79.84</b>		<b>09:55:13.908</b>
4 -	1:29.980	45.939	2:15.919	78.63	2.065	09:57:29.827
5 -	1:29.396	45.727	2:15.123 (3)	79.09	1.269	09:59:44.950

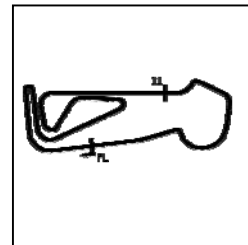
Weather / Track : Sunny / Dry

Snetterton 300  
Circuit Length = 2.9689 miles  
Start: 09:48 Flag 09:58 End: 10:00

# BMCRC - MRO Championships 2019 - Rnd 8 @ Snetterton

## BMCRC Thunderbike Extreme & Ultra

### RACE 1 - SECTOR ANALYSIS



SECTOR 1 = FL to I1, SECTOR 2 = I1 to FL, DIFF = Difference To Personal Best Lap, P = Crossed Finish Line in Pit Lane, D = Time Disallowed

P13 228 EX		Clive EMERSON		Honda -		
IDEAL LAP TIME : 2:15.859		BEST LAP TIME : 2:16.207		DIFFERENCE : 0.348		
LAP	SECTOR 1	SECTOR 2	LAP TIME	MPH	DIFF	TIME OF DAY
1 -		45.832	2:21.537	75.51	5.330	09:50:46.326
2 -	1:30.531	46.110	2:16.641 (3)	78.22	0.434	09:53:02.967
3 -	1:30.693	<b>45.514</b>	<b>2:16.207 (1)</b>	<b>78.46</b>		<b>09:55:19.174</b>
4 -	1:30.433	45.965	2:16.398 (2)	78.35	0.191	09:57:35.572
5 -	<b>1:30.345</b>	46.322	2:16.667	78.20	0.460	09:59:52.239

P14 35 EX		Stephen HARVEY		Yamaha -		
IDEAL LAP TIME : 2:17.698		BEST LAP TIME : 2:18.053		DIFFERENCE : 0.355		
LAP	SECTOR 1	SECTOR 2	LAP TIME	MPH	DIFF	TIME OF DAY
1 -		46.913	2:25.573	73.42	7.520	09:50:50.362
2 -	1:31.999	<b>46.241</b>	2:18.240 (2)	77.31	0.187	09:53:08.602
3 -	1:31.694	47.352	2:19.046 (3)	76.86	0.993	09:55:27.648
4 -	1:32.778	46.954	2:19.732	76.48	1.679	09:57:47.380
5 -	<b>1:31.457</b>	46.596	<b>2:18.053 (1)</b>	<b>77.42</b>		<b>10:00:05.433</b>

P15 526 EX		Michael ARMANI		Honda -		
IDEAL LAP TIME : 2:19.991		BEST LAP TIME : 2:20.242		DIFFERENCE : 0.251		
LAP	SECTOR 1	SECTOR 2	LAP TIME	MPH	DIFF	TIME OF DAY
1 -		47.985	2:29.223	71.62	8.981	09:50:54.012
2 -	1:33.630	47.545	2:21.175 (3)	75.70	0.933	09:53:15.187
3 -	1:33.614	<b>46.628</b>	<b>2:20.242 (1)</b>	<b>76.21</b>		<b>09:55:35.429</b>
4 -	1:33.838	47.406	2:21.244	75.67	1.002	09:57:56.673
5 -	<b>1:33.363</b>	47.317	2:20.680 (2)	75.97	0.438	10:00:17.353

P16 24 EX		Mark REYNOLDS		Aprilia -		
IDEAL LAP TIME : 2:23.556		BEST LAP TIME : 2:23.662		DIFFERENCE : 0.106		
LAP	SECTOR 1	SECTOR 2	LAP TIME	MPH	DIFF	TIME OF DAY
1 -		48.296	2:29.487	71.49	5.825	09:50:54.276
2 -	1:35.493	<b>48.169</b>	<b>2:23.662 (1)</b>	<b>74.39</b>		<b>09:53:17.938</b>
3 -	1:37.977	49.238	2:27.215	72.60	3.553	09:55:45.153
4 -	1:37.288	49.072	2:26.360 (3)	73.02	2.698	09:58:11.513
5 -	<b>1:35.387</b>	48.512	2:23.899 (2)	74.27	0.237	10:00:35.412

P17 31 EX		Pete SANDERSON		Suzuki - #sellingeverythingtorace		
IDEAL LAP TIME : 2:21.071		BEST LAP TIME : 2:21.071		DIFFERENCE : 0.000		
LAP	SECTOR 1	SECTOR 2	LAP TIME	MPH	DIFF	TIME OF DAY
1 -		50.549	2:37.198	67.99	16.127	09:51:01.987
2 -	1:38.934	49.444	2:28.378	72.03	7.307	09:53:30.365
3 -	1:35.985	48.690	2:24.675 (2)	73.87	3.604	09:55:55.040
4 -	1:35.716	49.147	2:24.863 (3)	73.78	3.792	09:58:19.903
5 -	<b>1:33.761</b>	<b>47.310</b>	<b>2:21.071 (1)</b>	<b>75.76</b>		<b>10:00:40.974</b>

P18 62 EX		Paul YOUNGE		Yamaha -		
IDEAL LAP TIME : 2:22.478		BEST LAP TIME : 2:22.478		DIFFERENCE : 0.000		
LAP	SECTOR 1	SECTOR 2	LAP TIME	MPH	DIFF	TIME OF DAY
1 -		50.187	2:36.496	68.29	14.018	09:51:01.285
2 -	1:37.556	49.764	2:27.320 (3)	72.55	4.842	09:53:28.605
3 -	1:38.135	49.490	2:27.625	72.40	5.147	09:55:56.230
4 -	1:37.382	49.212	2:26.594 (2)	72.90	4.116	09:58:22.824
5 -	<b>1:33.794</b>	<b>48.684</b>	<b>2:22.478 (1)</b>	<b>75.01</b>		<b>10:00:45.302</b>

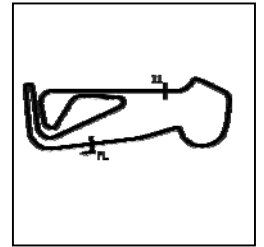
Weather / Track : Sunny / Dry

Snetterton 300  
Circuit Length = 2.9689 miles  
Start: 09:48 Flag 09:58 End: 10:00

# BMCRC - MRO Championships 2019 - Rnd 8 @ Snetterton

## BMCRC Thunderbike Extreme & Ultra

### RACE 1 - SECTOR ANALYSIS



SECTOR 1 = FL to I1, SECTOR 2 = I1 to FL, DIFF = Difference To Personal Best Lap, P = Crossed Finish Line in Pit Lane, D = Time Disallowed

P19 96 EX		Giovanni BELIOSSI		Ducati - ASR Accident Storage Recovery		
IDEAL LAP TIME :		BEST LAP TIME : 2:28.920		DIFFERENCE :		
LAP	SECTOR 1	SECTOR 2	LAP TIME	MPH	DIFF	TIME OF DAY
1 -			2:40.774	66.47	11.854	09:51:05.563
2 -			<b>2:28.920 (1)</b>	<b>71.77</b>		<b>09:53:34.483</b>
3 -			2:30.969 (2)	70.79	2.049	09:56:05.452
4 -			2:39.001 (3)	67.22	10.081	09:58:44.453

P20 996 EX		George PRINOS		Ducati - KAPPA PLANNING LTD		
IDEAL LAP TIME : 2:34.327		BEST LAP TIME : 2:35.100		DIFFERENCE : 0.773		
LAP	SECTOR 1	SECTOR 2	LAP TIME	MPH	DIFF	TIME OF DAY
1 -		53.039	2:44.070	65.14	8.970	09:51:08.859
2 -	1:43.947	52.771	2:36.718 (3)	68.19	1.618	09:53:45.577
3 -	<b>1:42.976</b>	52.358	2:35.334 (2)	68.80	0.234	09:56:20.911
4 -	1:43.749	<b>51.351</b>	<b>2:35.100 (1)</b>	<b>68.91</b>		<b>09:58:56.011</b>

P21 18 EX		Stuart ALBON		Honda -		
IDEAL LAP TIME : 2:34.189		BEST LAP TIME : 2:34.928		DIFFERENCE : 0.739		
LAP	SECTOR 1	SECTOR 2	LAP TIME	MPH	DIFF	TIME OF DAY
1 -		52.937	2:44.530	64.96	9.602	09:51:09.319
2 -	1:43.565	<b>51.363</b>	<b>2:34.928 (1)</b>	<b>68.98</b>		<b>09:53:44.247</b>
3 -	<b>1:42.826</b>	53.556	2:36.382 (2)	68.34	1.454	09:56:20.629
4 -	1:44.520	52.033	2:36.553 (3)	68.27	1.625	09:58:57.182

P22 54 EX		Andrew SAUNDERS		Suzuki - SDC PERFORMANCE		
IDEAL LAP TIME : 2:01.768		BEST LAP TIME : 2:01.768		DIFFERENCE : 0.000		
LAP	SECTOR 1	SECTOR 2	LAP TIME	MPH	DIFF	TIME OF DAY
1 -		41.756	2:09.611	82.46	7.843	09:50:34.400
2 -	<b>1:21.123</b>	<b>40.645</b>	<b>2:01.768 (1)</b>	<b>87.77</b>		<b>09:52:36.168</b>
3 -	1:21.679	40.813	2:02.492 (2)	87.25	0.724	09:54:38.660

Weather / Track : Sunny / Dry

Snetterton 300  
 Circuit Length = 2.9689 miles  
 Start: 09:48 Flag 09:58 End: 10:00

# BMCRC - MRO Championships 2019 - Rnd 8 @ Snetterton

## BMCRC Thunderbike Extreme & Ultra

### RACE 1 - BEST SECTORS

SECTOR 1			SECTOR 2			IDEAL / BEST COMPARISON						
POS	NO	NAME	TIME	NO	NAME	TIME	POS	NO	NAME	IDEAL	BEST	DIFF
									<b>PERFECT LAP</b>	<b>2:00.613</b>		
1	76	BYARD	<b>1:20.570</b>	76	BYARD	<b>40.043</b>	1	76	BYARD	2:00.613	2:00.912	0.299
2	140	PATMORE	<b>1:20.698</b>	140	PATMORE	<b>40.156</b>	2	140	PATMORE	2:00.854	2:01.032	0.178
3	54	SAUNDERS	<b>1:21.123</b>	16	WREN	<b>40.244</b>	3	54	SAUNDERS	2:01.768	2:01.768	0.000
4	258	FRIEND	<b>1:21.310</b>	54	SAUNDERS	<b>40.645</b>	4	16	WREN	2:01.969	2:01.969	0.000
5	421	TINSLEY	<b>1:21.344</b>	40	SHELVEY	<b>40.666</b>	5	40	SHELVEY	2:02.075	2:02.075	0.000
6	40	SHELVEY	<b>1:21.409</b>	58	ALLEN	<b>40.829</b>	6	258	FRIEND	2:02.199	2:02.431	0.232
7	58	ALLEN	<b>1:21.449</b>	258	FRIEND	<b>40.889</b>	7	58	ALLEN	2:02.278	2:02.444	0.166
8	16	WREN	<b>1:21.725</b>	421	TINSLEY	<b>41.829</b>	8	421	TINSLEY	2:03.173	2:03.428	0.255
9	39	WILLIAMS	<b>1:23.324</b>	39	WILLIAMS	<b>41.917</b>	9	39	WILLIAMS	2:05.241	2:05.241	0.000
10	77	MAY	<b>1:24.988</b>	77	MAY	<b>42.271</b>	10	77	MAY	2:07.259	2:07.259	0.000
11	55	HODGINS	<b>1:26.361</b>	55	HODGINS	<b>43.499</b>	11	55	HODGINS	2:09.860	2:09.961	0.101
12	46	DRAPER	<b>1:27.554</b>	46	DRAPER	<b>43.834</b>	12	46	DRAPER	2:11.388	2:11.589	0.201
13	171	GIBBS	<b>1:29.073</b>	171	GIBBS	<b>44.626</b>	13	171	GIBBS	2:13.699	2:13.854	0.155
14	228	EMERSON	<b>1:30.345</b>	228	EMERSON	<b>45.514</b>	14	228	EMERSON	2:15.859	2:16.207	0.348
15	35	HARVEY	<b>1:31.457</b>	35	HARVEY	<b>46.241</b>	15	35	HARVEY	2:17.698	2:18.053	0.355
16	526	ARMANI	<b>1:33.363</b>	526	ARMANI	<b>46.628</b>	16	526	ARMANI	2:19.991	2:20.242	0.251
17	31	SANDERSON	<b>1:33.761</b>	31	SANDERSON	<b>47.310</b>	17	31	SANDERSON	2:21.071	2:21.071	0.000
18	62	YOUNGE	<b>1:33.794</b>	24	REYNOLDS	<b>48.169</b>	18	62	YOUNGE	2:22.478	2:22.478	0.000
19	24	REYNOLDS	<b>1:35.387</b>	62	YOUNGE	<b>48.684</b>	19	24	REYNOLDS	2:23.556	2:23.662	0.106
20	18	ALBON	<b>1:42.826</b>	996	PRINOS	<b>51.351</b>	20	18	ALBON	2:34.189	2:34.928	0.739
21	996	PRINOS	<b>1:42.976</b>	18	ALBON	<b>51.363</b>	21	996	PRINOS	2:34.327	2:35.100	0.773
22							22	96	BELIOSSI		2:28.920	

Weather / Track : Sunny / Dry

Results can be found at [www.tsl-timing.com](http://www.tsl-timing.com)

Snetterton 300  
Circuit Length = 2.9689 miles  
Start: 09:48 Flag 09:58 End: 10:00

Printed - 10:02 Sunday, 15 September 2019

# BMCRC - MRO Championships 2019 - Rnd 8 @ Snetterton

## BMCRC Thunderbike Extreme & Ultra

### RACE 10 - GRID (7 Laps)

ROW 11	1		1		31	<b>11</b> Josh HARVEY
ROW 10	30	<b>143</b> Steve PALMER	29	<b>115</b> Adrian HARTOG	28	<b>226</b> Andrew HOBBS
ROW 9	27	<b>180</b> Mark OVEL	26	<b>212</b> Daniel KENT	25	<b>20</b> Marc CRESSWELL
ROW 8	24	<b>78</b> Jamie THOMAS	23	<b>117</b> Raymond STAGG	22	<b>996</b> George PRINOS 2:35.100
ROW 7	21	<b>18</b> Stuart ALBON 2:34.928	20	<b>96</b> Giovanni BELIOSSI 2:28.920	19	<b>24</b> Mark REYNOLDS 2:23.662
ROW 6	18	<b>62</b> Paul YOUNGE 2:22.478	17	<b>31</b> Pete SANDERSON 2:21.071	16	<b>526</b> Michael ARMANI 2:20.242
ROW 5	15	<b>35</b> Stephen HARVEY 2:18.053	14	<b>228</b> Clive EMERSON 2:16.207	13	<b>171</b> Daniel GIBBS 2:13.854
ROW 4	12	<b>46</b> Adrian DRAPER 2:11.589	11	<b>55</b> Nick HODGINS 2:09.961	10	<b>77</b> David MAY 2:07.259
ROW 3	9	<b>39</b> Rob WILLIAMS 2:05.241	8	<b>421</b> Daniel TINSLEY 2:03.428	7	<b>58</b> Michael ALLEN 2:02.444
ROW 2	6	<b>258</b> Ande FRIEND 2:02.431	5	<b>40</b> David SHELVEY 2:02.075	4	<b>16</b> Matthew WREN 2:01.969
ROW 1	3	<b>54</b> Andrew SAUNDERS 2:01.768	2	<b>140</b> Aiden PATMORE 2:01.032	1	<b>76</b> Jason BYARD 2:00.912

**Pole**

Snetterton 300  
Circuit Length = 2.9689 miles

These results are provisional until the conclusion of any judicial and technical matters.

Clerk Of Course :	Steward :	Timekeeper :
-------------------	-----------	--------------

Results can be found at [www.tsl-timing.com](http://www.tsl-timing.com)

Printed - 10:05 Sunday, 15 September 2019





# BMCRC - MRO Championships 2019 - Rnd 8 @ Snetterton

## BMCRC Thunderbike Extreme & Ultra

### RACE 10 - CLASSIFICATION

POS	NO	CL	PIC NAME	ENTRY	LAPS	TIME	GAP	DIFF	MPH	BEST	ON
1	76	UL	1 Jason BYARD	Suzuki - May Construction	7	13:54.205			89.68	1:58.044	3
2	140	UL	2 Aiden PATMORE	Yamaha - TBR Performance/NW Roofing	7	13:54.413	0.208	0.208	89.66	1:58.123	7
3	258	UL	3 Ande FRIEND	Kawasaki - Flying colours Motorcycle Training	7	14:25.560	31.355	31.147	86.43	2:01.575	7
4	16	UL	4 Matthew WREN	Suzuki - TBR performance	7	14:26.009	31.804	0.449	86.39	2:01.972	6
5	58	UL	5 Michael ALLEN	Kawasaki -	7	14:28.431	34.226	2.422	86.15	2:02.824	6
6	40	EX	1 David SHELVEY	Suzuki - ymark.com	7	14:30.527	36.322	2.096	85.94	2:02.762	3
7	39	EX	2 Rob WILLIAMS	Suzuki -	7	14:49.274	55.069	18.747	84.13	2:04.951	6
8	77	EX	3 David MAY	Suzuki - ELP Racing	7	15:02.947	1:08.742	13.673	82.85	2:06.802	2
9	55	EX	4 Nick HODGINS	Suzuki - Sam Saunders Racing	7	15:13.663	1:19.458	10.716	81.88	2:08.070	7
10	171	EX	5 Daniel GIBBS	Suzuki - Thomas Racing	7	15:38.521	1:44.316	24.858	79.71	2:12.848	4
11	46	EX	6 Adrian DRAPER	Suzuki - droopy racing uk	7	15:40.427	1:46.222	1.906	79.55	2:13.089	7
12	228	EX	7 Clive EMERSON	Honda -	7	15:55.892	2:01.687	15.465	78.26	2:14.768	7
13	526	EX	8 Michael ARMANI	Honda -	6	13:57.506	1 Lap	1 Lap	76.57	2:16.216	5
14	35	EX	9 Stephen HARVEY	Yamaha -	6	13:58.434	1 Lap	0.928	76.48	2:17.695	5
15	24	EX	10 Mark REYNOLDS	Aprilia -	6	14:17.726	1 Lap	19.292	74.76	2:20.597	6
16	62	EX	11 Paul YOUNGE	Yamaha -	6	14:36.353	1 Lap	18.627	73.17	2:21.960	5
17	31	EX	12 Pete SANDERSON	Suzuki - #sellingeverythingtorace	6	14:47.586	1 Lap	11.233	72.25	2:24.395	5
18	996	EX	13 George PRINOS	Ducati - KAPPA PLANNING LTD	6	15:56.791	1 Lap	1:09.205	67.02	2:38.057	6
19	18	EX	14 Stuart ALBON	Honda -	6	16:02.715	1 Lap	5.924	66.61	2:34.271	6

#### FASTEST LAP

76	UL	Jason BYARD	Suzuki - May Construction	3	1:58.044	90.54 mph	145.71 kph
40	EX	David SHELVEY	Suzuki - ymark.com	3	2:02.762	87.06 mph	140.11 kph

Class UL - 92.5% of Race Speed = 82.95 mph

Class EX - 92.5% of Race Speed = 79.49 mph

Snetterton 300

Circuit Length = 2.9689 miles

Start: 13:42 Flag 13:56 End: 13:58

Weather / Track : Cloudy / Dry

These results are provisional until the conclusion of any judicial and technical matters.

Clerk Of Course :	Steward :	Timekeeper :

Results can be found at [www.tsl-timing.com](http://www.tsl-timing.com)

Printed - 13:58 Sunday, 15 September 2019



# BMCRC - MRO Championships 2019 - Rnd 8 @ Snetterton

## BMCRC Thunderbike Extreme & Ultra

### RACE 10 - LAP CHART

#### LAP 1 @ 13:44:17.024

NO	BEHIND	LAP TIME
140		2:03.609
76	0.495	2:04.104
58	4.194	2:07.803
16	4.794	2:08.403
258	5.906	2:09.515
40	6.631	2:10.240
39	8.685	2:12.294
77	9.184	2:12.793
46	14.509	2:18.118
171	14.970	2:18.579
55	15.307	2:18.916
228	17.694	2:21.303
35	21.382	2:24.991
526	23.017	2:26.626
24	24.300	2:27.909
31	31.527	2:35.136
62	32.340	2:35.949
996	39.814	2:43.423
18	45.584	2:49.193

#### LAP 2 @ 13:46:15.533

NO	BEHIND	LAP TIME
140		1:58.509
76	0.049	1:58.063
58	9.201	2:03.516
258	10.651	2:03.254
16	11.234	2:04.949
40	11.808	2:03.686
39	17.150	2:06.974
77	17.477	2:06.802
55	26.730	2:09.932
171	29.682	2:13.221
46	29.691	2:13.691
228	34.692	2:15.507
35	42.575	2:19.702
526	43.662	2:19.154
24	47.475	2:21.684
62	59.850	2:26.019
31	1:01.934	2:28.916
996	1:19.379	2:38.074
18	1:28.545	2:41.470

#### LAP 3 @ 13:48:13.626

NO	BEHIND	LAP TIME
76		1:58.044
140	0.085	1:58.178
58	14.715	2:03.607
258	15.390	2:02.832
16	15.474	2:02.333
40	16.477	2:02.762
39	25.791	2:06.734
77	26.334	2:06.950
55	37.600	2:08.963
171	44.857	2:13.268
46	45.879	2:14.281
228	52.113	2:15.514
35	1:03.228	2:18.746
526	1:03.414	2:17.845
24	1:11.549	2:22.167
62	1:25.714	2:23.957
31	1:30.468	2:26.627

#### LAP 4 @ 13:50:12.312

NO	BEHIND	LAP TIME
76		1:58.686
140	0.293	1:58.894
996	1 Lap	2:40.165
18	1 Lap	2:40.469
258	19.070	2:02.366
58	20.220	2:04.191
16	20.322	2:03.534
40	21.291	2:03.500
39	32.581	2:05.476
77	35.099	2:07.451
55	47.594	2:08.680
171	59.019	2:12.848
46	1:00.691	2:13.498
228	1:08.770	2:15.343
35	1:23.057	2:18.515
526	1:24.593	2:19.865
24	1:35.325	2:22.462
62	1:51.556	2:24.528
31	1:57.939	2:26.157

#### LAP 5 @ 13:52:10.423

NO	BEHIND	LAP TIME
76		1:58.111
140	0.438	1:58.256
258	24.000	2:03.041
16	25.051	2:02.840
58	25.740	2:03.631
40	26.602	2:03.422
39	41.440	2:06.970
996	1 Lap	2:38.682
77	46.101	2:09.113
18	1 Lap	2:38.826
55	58.706	2:09.223
171	1:13.894	2:12.986
46	1:16.870	2:14.290
228	1:25.710	2:15.051
35	1:42.641	2:17.695
526	1:42.698	2:16.216

#### LAP 6 @ 13:54:08.880

NO	BEHIND	LAP TIME
76		1:58.457
140	0.825	1:58.844
24	1 Lap	2:22.907
62	1 Lap	2:21.960
31	1 Lap	2:24.395
258	28.520	2:02.977
16	28.566	2:01.972
58	30.107	2:02.824
40	31.044	2:02.899
39	47.934	2:04.951
77	57.103	2:09.459
55	1:10.128	2:09.879
996	1 Lap	2:38.390
171	1:29.225	2:13.788
46	1:31.873	2:13.460
18	1 Lap	2:38.486
228	1:45.659	2:18.406

#### LAP 7 @ 13:56:07.620

NO	BEHIND	LAP TIME
76		1:58.740
140	0.208	1:58.123
526	1 Lap	2:17.800
35	1 Lap	2:18.785
24	1 Lap	2:20.597
258	31.355	2:01.575
16	31.804	2:01.978
58	34.226	2:02.859
40	36.322	2:04.018
62	1 Lap	2:23.940
31	1 Lap	2:26.355
39	55.069	2:05.875
77	1:08.742	2:10.379
55	1:19.458	2:08.070
171	1:44.316	2:13.831
46	1:46.222	2:13.089
228	2:01.687	2:14.768
996	1 Lap	2:38.057
18	1 Lap	2:34.271

Weather / Track : Cloudy / Dry

Results can be found at [www.tsl-timing.com](http://www.tsl-timing.com)

Snetterton 300

Circuit Length = 2.9689 miles

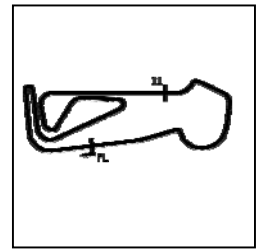
Start: 13:42 Flag 13:56 End: 13:58

Printed - 13:59 Sunday, 15 September 2019

# BMCRC - MRO Championships 2019 - Rnd 8 @ Snetterton

## BMCRC Thunderbike Extreme & Ultra

### RACE 10 - SECTOR ANALYSIS



SECTOR 1 = FL to I1, SECTOR 2 = I1 to FL, DIFF = Difference To Personal Best Lap, P = Crossed Finish Line in Pit Lane, D = Time Disallowed

P1 76 UL		Jason BYARD		Suzuki - May Construction		
IDEAL LAP TIME : 1:57.970		BEST LAP TIME : 1:58.044		DIFFERENCE : 0.074		
LAP	SECTOR 1	SECTOR 2	LAP TIME	MPH	DIFF	TIME OF DAY
1 -		39.720	2:04.104	86.12	6.060	13:44:17.519
2 -	1:18.624	39.439	1:58.063 (2)	90.52	0.019	13:46:15.582
3 -	1:18.639	<b>39.405</b>	<b>1:58.044 (1)</b>	<b>90.54</b>		<b>13:48:13.626</b>
4 -	1:18.878	39.808	1:58.686	90.05	0.642	13:50:12.312
5 -	<b>1:18.565</b>	39.546	1:58.111 (3)	90.49	0.067	13:52:10.423
6 -	1:18.758	39.699	1:58.457	90.22	0.413	13:54:08.880
7 -	1:18.703	40.037	1:58.740	90.01	0.696	13:56:07.620

P2 140 UL		Aiden PATMORE		Yamaha - TBR Performance/NW Roofing		
IDEAL LAP TIME : 1:57.717		BEST LAP TIME : 1:58.123		DIFFERENCE : 0.406		
LAP	SECTOR 1	SECTOR 2	LAP TIME	MPH	DIFF	TIME OF DAY
1 -		39.909	2:03.609	86.46	5.486	13:44:17.024
2 -	1:18.606	39.903	1:58.509	90.18	0.386	13:46:15.533
3 -	<b>1:18.287</b>	39.891	1:58.178 (2)	90.44	0.055	13:48:13.711
4 -	1:19.181	39.713	1:58.894	89.89	0.771	13:50:12.605
5 -	1:18.826	<b>39.430</b>	1:58.256 (3)	90.38	0.133	13:52:10.861
6 -	1:18.812	40.032	1:58.844	89.93	0.721	13:54:09.705
7 -	1:18.415	39.708	<b>1:58.123 (1)</b>	<b>90.48</b>		<b>13:56:07.828</b>

P3 258 UL		Ande FRIEND		Kawasaki - Flying colours Motorcycle Training		
IDEAL LAP TIME : 2:01.575		BEST LAP TIME : 2:01.575		DIFFERENCE : 0.000		
LAP	SECTOR 1	SECTOR 2	LAP TIME	MPH	DIFF	TIME OF DAY
1 -		41.286	2:09.515	82.52	7.940	13:44:22.930
2 -	1:21.966	41.288	2:03.254	86.71	1.679	13:46:26.184
3 -	1:21.871	40.961	2:02.832 (3)	87.01	1.257	13:48:29.016
4 -	1:21.559	40.807	2:02.366 (2)	87.34	0.791	13:50:31.382
5 -	1:22.258	40.783	2:03.041	86.86	1.466	13:52:34.423
6 -	1:21.903	41.074	2:02.977	86.91	1.402	13:54:37.400
7 -	<b>1:21.269</b>	<b>40.306</b>	<b>2:01.575 (1)</b>	<b>87.91</b>		<b>13:56:38.975</b>

P4 16 UL		Matthew WREN		Suzuki - TBR performance		
IDEAL LAP TIME : 2:01.656		BEST LAP TIME : 2:01.972		DIFFERENCE : 0.316		
LAP	SECTOR 1	SECTOR 2	LAP TIME	MPH	DIFF	TIME OF DAY
1 -		41.002	2:08.403	83.23	6.431	13:44:21.818
2 -	1:22.526	42.423	2:04.949	85.53	2.977	13:46:26.767
3 -	1:21.306	41.027	2:02.333 (3)	87.36	0.361	13:48:29.100
4 -	1:22.612	40.922	2:03.534	86.51	1.562	13:50:32.634
5 -	1:21.436	41.404	2:02.840	87.00	0.868	13:52:35.474
6 -	<b>1:20.892</b>	41.080	<b>2:01.972 (1)</b>	<b>87.62</b>		<b>13:54:37.446</b>
7 -	1:21.214	<b>40.764</b>	2:01.978 (2)	87.62	0.006	13:56:39.424

P5 58 UL		Michael ALLEN		Kawasaki -		
IDEAL LAP TIME : 2:02.393		BEST LAP TIME : 2:02.824		DIFFERENCE : 0.431		
LAP	SECTOR 1	SECTOR 2	LAP TIME	MPH	DIFF	TIME OF DAY
1 -		<b>41.108</b>	2:07.803	83.62	4.979	13:44:21.218
2 -	1:22.340	41.176	2:03.516 (3)	86.53	0.692	13:46:24.734
3 -	1:22.313	41.294	2:03.607	86.46	0.783	13:48:28.341
4 -	1:22.965	41.226	2:04.191	86.06	1.367	13:50:32.532
5 -	1:22.481	41.150	2:03.631	86.45	0.807	13:52:36.163
6 -	1:21.696	41.128	<b>2:02.824 (1)</b>	<b>87.01</b>		<b>13:54:38.987</b>
7 -	<b>1:21.285</b>	41.574	2:02.859 (2)	86.99	0.035	13:56:41.846

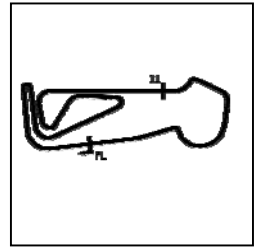
Weather / Track : Cloudy / Dry

Snetterton 300  
Circuit Length = 2.9689 miles  
Start: 13:42 Flag 13:56 End: 13:58

# BMCRC - MRO Championships 2019 - Rnd 8 @ Snetterton

## BMCRC Thunderbike Extreme & Ultra

### RACE 10 - SECTOR ANALYSIS



SECTOR 1 = FL to I1, SECTOR 2 = I1 to FL, DIFF = Difference To Personal Best Lap, P = Crossed Finish Line in Pit Lane, D = Time Disallowed

P6 40 EX		David SHELVEY		Suzuki - ymark.com		
IDEAL LAP TIME : 2:02.661		BEST LAP TIME : 2:02.762		DIFFERENCE : 0.101		
LAP	SECTOR 1	SECTOR 2	LAP TIME	MPH	DIFF	TIME OF DAY
1 -		41.208	2:10.240	82.06	7.478	13:44:23.655
2 -	1:21.870	41.816	2:03.686	86.41	0.924	13:46:27.341
3 -	1:21.634	<b>41.128</b>	<b>2:02.762 (1)</b>	<b>87.06</b>		<b>13:48:30.103</b>
4 -	1:22.029	41.471	2:03.500	86.54	0.738	13:50:33.603
5 -	1:21.861	41.561	2:03.422 (3)	86.59	0.660	13:52:37.025
6 -	<b>1:21.533</b>	41.366	2:02.899 (2)	86.96	0.137	13:54:39.924
7 -	1:21.903	42.115	2:04.018	86.18	1.256	13:56:43.942

P7 39 EX		Rob WILLIAMS		Suzuki -		
IDEAL LAP TIME : 2:04.951		BEST LAP TIME : 2:04.951		DIFFERENCE : 0.000		
LAP	SECTOR 1	SECTOR 2	LAP TIME	MPH	DIFF	TIME OF DAY
1 -		42.185	2:12.294	80.79	7.343	13:44:25.709
2 -	1:24.015	42.959	2:06.974	84.17	2.023	13:46:32.683
3 -	1:23.944	42.790	2:06.734	84.33	1.783	13:48:39.417
4 -	1:23.168	42.308	2:05.476 (2)	85.18	0.525	13:50:44.893
5 -	1:23.482	43.488	2:06.970	84.17	2.019	13:52:51.863
6 -	<b>1:23.041</b>	<b>41.910</b>	<b>2:04.951 (1)</b>	<b>85.53</b>		<b>13:54:56.814</b>
7 -	1:23.806	42.069	2:05.875 (3)	84.91	0.924	13:57:02.689

P8 77 EX		David MAY		Suzuki - ELP Racing		
IDEAL LAP TIME : 2:06.670		BEST LAP TIME : 2:06.802		DIFFERENCE : 0.132		
LAP	SECTOR 1	SECTOR 2	LAP TIME	MPH	DIFF	TIME OF DAY
1 -		42.513	2:12.793	80.48	5.991	13:44:26.208
2 -	<b>1:24.568</b>	42.234	<b>2:06.802 (1)</b>	<b>84.28</b>		<b>13:46:33.010</b>
3 -	1:24.848	<b>42.102</b>	2:06.950 (2)	84.19	0.148	13:48:39.960
4 -	1:25.040	42.411	2:07.451 (3)	83.86	0.649	13:50:47.411
5 -	1:25.669	43.444	2:09.113	82.78	2.311	13:52:56.524
6 -	1:26.261	43.198	2:09.459	82.55	2.657	13:55:05.983
7 -	1:26.878	43.501	2:10.379	81.97	3.577	13:57:16.362

P9 55 EX		Nick HODGINS		Suzuki - Sam Saunders Racing		
IDEAL LAP TIME : 2:08.070		BEST LAP TIME : 2:08.070		DIFFERENCE : 0.000		
LAP	SECTOR 1	SECTOR 2	LAP TIME	MPH	DIFF	TIME OF DAY
1 -		43.884	2:18.916	76.93	10.846	13:44:32.331
2 -	1:26.492	43.440	2:09.932	82.25	1.862	13:46:42.263
3 -	1:25.556	43.407	2:08.963 (3)	82.87	0.893	13:48:51.226
4 -	1:25.116	43.564	2:08.680 (2)	83.05	0.610	13:50:59.906
5 -	1:25.188	44.035	2:09.223	82.71	1.153	13:53:09.129
6 -	1:26.214	43.665	2:09.879	82.29	1.809	13:55:19.008
7 -	<b>1:25.110</b>	<b>42.960</b>	<b>2:08.070 (1)</b>	<b>83.45</b>		<b>13:57:27.078</b>

P10 171 EX		Daniel GIBBS		Suzuki - Thomas Racing		
IDEAL LAP TIME : 2:11.911		BEST LAP TIME : 2:12.848		DIFFERENCE : 0.937		
LAP	SECTOR 1	SECTOR 2	LAP TIME	MPH	DIFF	TIME OF DAY
1 -		<b>44.255</b>	2:18.579	77.12	5.731	13:44:31.994
2 -	1:28.529	44.692	2:13.221 (3)	80.22	0.373	13:46:45.215
3 -	1:28.469	44.799	2:13.268	80.19	0.420	13:48:58.483
4 -	1:28.276	44.572	<b>2:12.848 (1)</b>	<b>80.45</b>		<b>13:51:11.331</b>
5 -	<b>1:27.656</b>	45.330	2:12.986 (2)	80.36	0.138	13:53:24.317
6 -	1:28.193	45.595	2:13.788	79.88	0.940	13:55:38.105
7 -	1:28.764	45.067	2:13.831	79.86	0.983	13:57:51.936

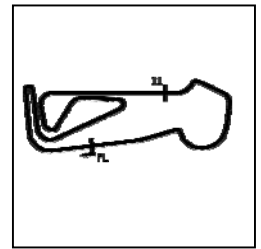
Weather / Track : Cloudy / Dry

Snetterton 300  
Circuit Length = 2.9689 miles  
Start: 13:42 Flag 13:56 End: 13:58

# BMCRC - MRO Championships 2019 - Rnd 8 @ Snetterton

## BMCRC Thunderbike Extreme & Ultra

### RACE 10 - SECTOR ANALYSIS



SECTOR 1 = FL to I1, SECTOR 2 = I1 to FL, DIFF = Difference To Personal Best Lap, P = Crossed Finish Line in Pit Lane, D = Time Disallowed

P11 46 EX		Adrian DRAPER		Suzuki - droopy racing uk		
IDEAL LAP TIME : 2:12.857		BEST LAP TIME : 2:13.089		DIFFERENCE : 0.232		
LAP	SECTOR 1	SECTOR 2	LAP TIME	MPH	DIFF	TIME OF DAY
1 -		45.015	2:18.118	77.38	5.029	13:44:31.533
2 -	1:28.293	45.398	2:13.691	79.94	0.602	13:46:45.224
3 -	1:29.290	44.991	2:14.281	79.59	1.192	13:48:59.505
4 -	1:28.898	<b>44.600</b>	2:13.498 (3)	80.06	0.409	13:51:13.003
5 -	1:29.023	45.267	2:14.290	79.58	1.201	13:53:27.293
6 -	<b>1:28.257</b>	45.203	2:13.460 (2)	80.08	0.371	13:55:40.753
7 -	1:28.302	44.787	<b>2:13.089 (1)</b>	<b>80.30</b>		<b>13:57:53.842</b>

P12 228 EX		Clive EMERSON		Honda -		
IDEAL LAP TIME : 2:14.112		BEST LAP TIME : 2:14.768		DIFFERENCE : 0.656		
LAP	SECTOR 1	SECTOR 2	LAP TIME	MPH	DIFF	TIME OF DAY
1 -		46.021	2:21.303	75.63	6.535	13:44:34.718
2 -	1:30.140	45.367	2:15.507	78.87	0.739	13:46:50.225
3 -	1:29.586	45.928	2:15.514	78.87	0.746	13:49:05.739
4 -	1:29.622	45.721	2:15.343 (3)	78.97	0.575	13:51:21.082
5 -	<b>1:29.249</b>	45.802	2:15.051 (2)	79.14	0.283	13:53:36.133
6 -	1:32.137	46.269	2:18.406	77.22	3.638	13:55:54.539
7 -	1:29.905	<b>44.863</b>	<b>2:14.768 (1)</b>	<b>79.30</b>		<b>13:58:09.307</b>

P13 526 EX		Michael ARMANI		Honda -		
IDEAL LAP TIME : 2:16.216		BEST LAP TIME : 2:16.216		DIFFERENCE : 0.000		
LAP	SECTOR 1	SECTOR 2	LAP TIME	MPH	DIFF	TIME OF DAY
1 -		46.552	2:26.626	72.89	10.410	13:44:40.041
2 -	1:31.910	47.244	2:19.154	76.80	2.938	13:46:59.195
3 -	1:31.103	46.742	2:17.845 (3)	77.53	1.629	13:49:17.040
4 -	1:31.874	47.991	2:19.865	76.41	3.649	13:51:36.905
5 -	<b>1:30.376</b>	<b>45.840</b>	<b>2:16.216 (1)</b>	<b>78.46</b>		<b>13:53:53.121</b>
6 -	1:31.748	46.052	2:17.800 (2)	77.56	1.584	13:56:10.921

P14 35 EX		Stephen HARVEY		Yamaha -		
IDEAL LAP TIME : 2:17.580		BEST LAP TIME : 2:17.695		DIFFERENCE : 0.115		
LAP	SECTOR 1	SECTOR 2	LAP TIME	MPH	DIFF	TIME OF DAY
1 -		46.790	2:24.991	73.71	7.296	13:44:38.406
2 -	1:32.491	47.211	2:19.702	76.50	2.007	13:46:58.108
3 -	1:31.885	46.861	2:18.746 (3)	77.03	1.051	13:49:16.854
4 -	1:32.026	<b>46.489</b>	2:18.515 (2)	77.16	0.820	13:51:35.369
5 -	<b>1:31.091</b>	46.604	<b>2:17.695 (1)</b>	<b>77.62</b>		<b>13:53:53.064</b>
6 -	1:32.017	46.768	2:18.785	77.01	1.090	13:56:11.849

P15 24 EX		Mark REYNOLDS		Aprilia -		
IDEAL LAP TIME : 2:20.597		BEST LAP TIME : 2:20.597		DIFFERENCE : 0.000		
LAP	SECTOR 1	SECTOR 2	LAP TIME	MPH	DIFF	TIME OF DAY
1 -		47.806	2:27.909	72.26	7.312	13:44:41.324
2 -	1:33.471	48.213	2:21.684 (2)	75.43	1.087	13:47:03.008
3 -	1:34.091	48.076	2:22.167 (3)	75.17	1.570	13:49:25.175
4 -	1:34.465	47.997	2:22.462	75.02	1.865	13:51:47.637
5 -	1:35.078	47.829	2:22.907	74.79	2.310	13:54:10.544
6 -	<b>1:33.206</b>	<b>47.391</b>	<b>2:20.597 (1)</b>	<b>76.01</b>		<b>13:56:31.141</b>

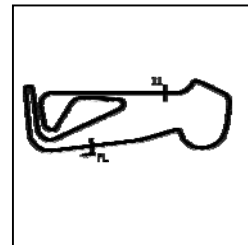
Weather / Track : Cloudy / Dry

Snetterton 300  
 Circuit Length = 2.9689 miles  
 Start: 13:42 Flag 13:56 End: 13:58

# BMCRC - MRO Championships 2019 - Rnd 8 @ Snetterton

## BMCRC Thunderbike Extreme & Ultra

### RACE 10 - SECTOR ANALYSIS



SECTOR 1 = FL to I1, SECTOR 2 = I1 to FL, DIFF = Difference To Personal Best Lap, P = Crossed Finish Line in Pit Lane, D = Time Disallowed

P16 62 EX Paul YOUNGE		Yamaha -				
IDEAL LAP TIME : 2:21.960		BEST LAP TIME : 2:21.960		DIFFERENCE : 0.000		
LAP	SECTOR 1	SECTOR 2	LAP TIME	MPH	DIFF	TIME OF DAY
1 -		50.260	2:35.949	68.53	13.989	13:44:49.364
2 -	1:37.433	48.586	2:26.019	73.19	4.059	13:47:15.383
3 -	1:35.301	48.656	2:23.957 (3)	74.24	1.997	13:49:39.340
4 -	1:35.505	49.023	2:24.528	73.95	2.568	13:52:03.868
5 -	<b>1:34.044</b>	<b>47.916</b>	<b>2:21.960 (1)</b>	<b>75.28</b>		<b>13:54:25.828</b>
6 -	1:35.423	48.517	2:23.940 (2)	74.25	1.980	13:56:49.768

P17 31 EX Pete SANDERSON		Suzuki - #sellingeverythingtorace				
IDEAL LAP TIME : 2:24.250		BEST LAP TIME : 2:24.395		DIFFERENCE : 0.145		
LAP	SECTOR 1	SECTOR 2	LAP TIME	MPH	DIFF	TIME OF DAY
1 -		50.152	2:35.136	68.89	10.741	13:44:48.551
2 -	1:38.285	50.631	2:28.916	71.77	4.521	13:47:17.467
3 -	1:37.026	49.601	2:26.627	72.89	2.232	13:49:44.094
4 -	1:37.067	49.090	2:26.157 (2)	73.12	1.762	13:52:10.251
5 -	<b>1:35.533</b>	48.862	<b>2:24.395 (1)</b>	<b>74.01</b>		<b>13:54:34.646</b>
6 -	1:37.638	<b>48.717</b>	2:26.355 (3)	73.02	1.960	13:57:01.001

P18 996 EX George PRINOS		Ducati - KAPPA PLANNING LTD				
IDEAL LAP TIME : 2:37.777		BEST LAP TIME : 2:38.057		DIFFERENCE : 0.280		
LAP	SECTOR 1	SECTOR 2	LAP TIME	MPH	DIFF	TIME OF DAY
1 -		<b>52.981</b>	2:43.423	65.40	5.366	13:44:56.838
2 -	<b>1:44.796</b>	53.278	2:38.074 (2)	67.61	0.017	13:47:34.912
3 -	1:45.738	54.427	2:40.165	66.73	2.108	13:50:15.077
4 -	1:45.483	53.199	2:38.682	67.35	0.625	13:52:53.759
5 -	1:45.152	53.238	2:38.390 (3)	67.47	0.333	13:55:32.149
6 -	1:45.025	53.032	<b>2:38.057 (1)</b>	<b>67.62</b>		<b>13:58:10.206</b>

P19 18 EX Stuart ALBON		Honda -				
IDEAL LAP TIME : 2:34.271		BEST LAP TIME : 2:34.271		DIFFERENCE : 0.000		
LAP	SECTOR 1	SECTOR 2	LAP TIME	MPH	DIFF	TIME OF DAY
1 -		53.324	2:49.193	63.17	14.922	13:45:02.608
2 -	1:47.467	54.003	2:41.470	66.19	7.199	13:47:44.078
3 -	1:47.959	52.510	2:40.469	66.60	6.198	13:50:24.547
4 -	1:46.023	52.803	2:38.826 (3)	67.29	4.555	13:53:03.373
5 -	1:45.271	53.215	2:38.486 (2)	67.43	4.215	13:55:41.859
6 -	<b>1:42.320</b>	<b>51.951</b>	<b>2:34.271 (1)</b>	<b>69.28</b>		<b>13:58:16.130</b>

Weather / Track : Cloudy / Dry

Snetterton 300  
Circuit Length = 2.9689 miles  
Start: 13:42 Flag 13:56 End: 13:58

# BMCRC - MRO Championships 2019 - Rnd 8 @ Snetterton

## BMCRC Thunderbike Extreme & Ultra

### RACE 10 - BEST SECTORS

SECTOR 1			SECTOR 2			IDEAL / BEST COMPARISON						
POS	NO	NAME	TIME	NO	NAME	TIME	POS	NO	NAME	IDEAL	BEST	DIFF
									<b>PERFECT LAP</b>	<b>1:57.692</b>		
1	140	PATMORE	<b>1:18.287</b>	76	BYARD	<b>39.405</b>	1	140	PATMORE	1:57.717	1:58.123	0.406
2	76	BYARD	<b>1:18.565</b>	140	PATMORE	<b>39.430</b>	2	76	BYARD	1:57.970	1:58.044	0.074
3	16	WREN	<b>1:20.892</b>	258	FRIEND	<b>40.306</b>	3	258	FRIEND	2:01.575	2:01.575	0.000
4	258	FRIEND	<b>1:21.269</b>	16	WREN	<b>40.764</b>	4	16	WREN	2:01.656	2:01.972	0.316
5	58	ALLEN	<b>1:21.285</b>	58	ALLEN	<b>41.108</b>	5	58	ALLEN	2:02.393	2:02.824	0.431
6	40	SHELVEY	<b>1:21.533</b>	40	SHELVEY	<b>41.128</b>	6	40	SHELVEY	2:02.661	2:02.762	0.101
7	39	WILLIAMS	<b>1:23.041</b>	39	WILLIAMS	<b>41.910</b>	7	39	WILLIAMS	2:04.951	2:04.951	0.000
8	77	MAY	<b>1:24.568</b>	77	MAY	<b>42.102</b>	8	77	MAY	2:06.670	2:06.802	0.132
9	55	HODGINS	<b>1:25.110</b>	55	HODGINS	<b>42.960</b>	9	55	HODGINS	2:08.070	2:08.070	0.000
10	171	GIBBS	<b>1:27.656</b>	171	GIBBS	<b>44.255</b>	10	171	GIBBS	2:11.911	2:12.848	0.937
11	46	DRAPER	<b>1:28.257</b>	46	DRAPER	<b>44.600</b>	11	46	DRAPER	2:12.857	2:13.089	0.232
12	228	EMERSON	<b>1:29.249</b>	228	EMERSON	<b>44.863</b>	12	228	EMERSON	2:14.112	2:14.768	0.656
13	526	ARMANI	<b>1:30.376</b>	526	ARMANI	<b>45.840</b>	13	526	ARMANI	2:16.216	2:16.216	0.000
14	35	HARVEY	<b>1:31.091</b>	35	HARVEY	<b>46.489</b>	14	35	HARVEY	2:17.580	2:17.695	0.115
15	24	REYNOLDS	<b>1:33.206</b>	24	REYNOLDS	<b>47.391</b>	15	24	REYNOLDS	2:20.597	2:20.597	0.000
16	62	YOUNGE	<b>1:34.044</b>	62	YOUNGE	<b>47.916</b>	16	62	YOUNGE	2:21.960	2:21.960	0.000
17	31	SANDERSON	<b>1:35.533</b>	31	SANDERSON	<b>48.717</b>	17	31	SANDERSON	2:24.250	2:24.395	0.145
18	18	ALBON	<b>1:42.320</b>	18	ALBON	<b>51.951</b>	18	18	ALBON	2:34.271	2:34.271	0.000
19	996	PRINOS	<b>1:44.796</b>	996	PRINOS	<b>52.981</b>	19	996	PRINOS	2:37.777	2:38.057	0.280

Weather / Track : Cloudy / Dry

Results can be found at [www.tsl-timing.com](http://www.tsl-timing.com)

Snetterton 300  
Circuit Length = 2.9689 miles  
Start: 13:42 Flag 13:56 End: 13:58

Printed - 13:59 Sunday, 15 September 2019

BMCRC-MRO Championships 2019



## DFDS YAMAHA PAST MASTERS

**Snetterton 300 Circuit**

**14<sup>th</sup> / 15<sup>th</sup> September 2019**



Results Provided by Timing Solutions Ltd  
[www.tsl-timing.com](http://www.tsl-timing.com)

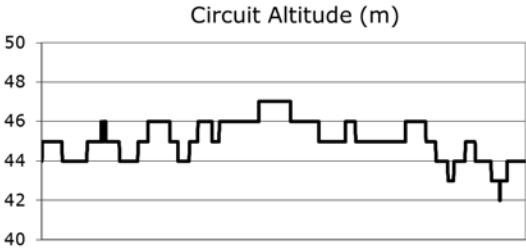
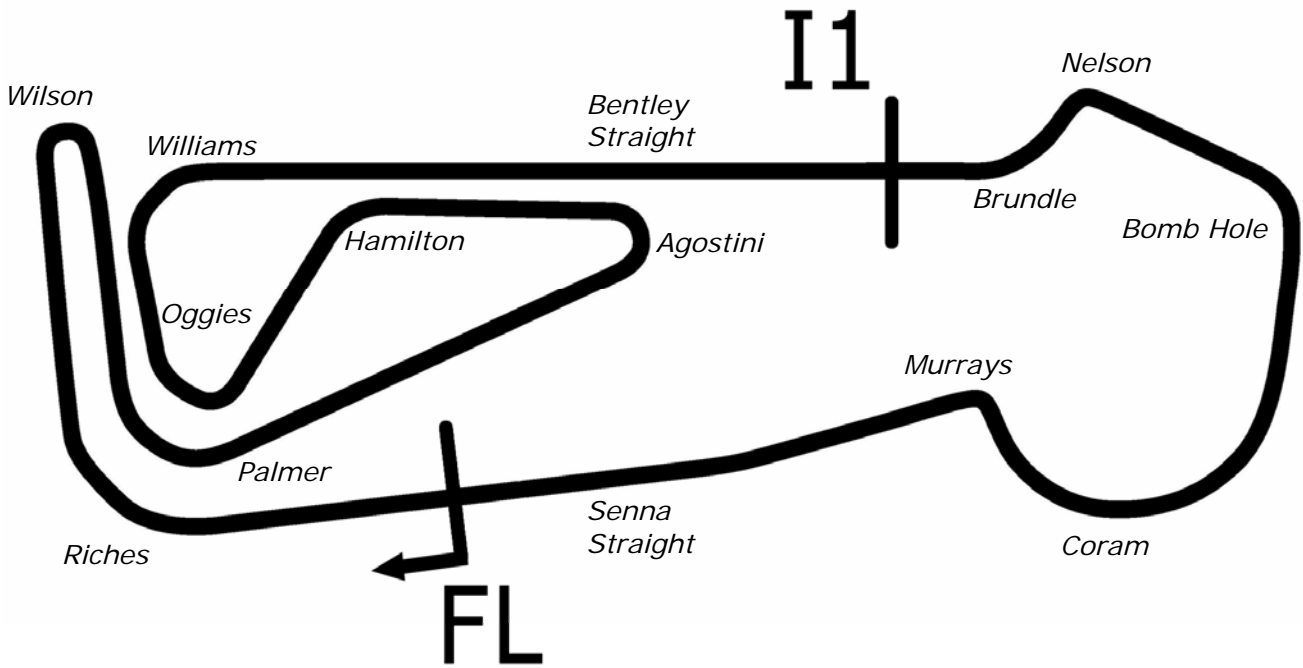


# Snetterton 300



SPORTS TIMING

TIMING SOLUTIONS LTD



Length	2.9689 miles	4778.0 m	
FL		52.46340 N	0.94476 E
I1	3198m	52.46617 N	0.94964 E
Pit Entry	4572m	52.46364 N	0.94774 E
Pit Exit	40m after FL	52.46338 N	0.94420 E
Pit Entry–Pit Exit 246m, 14.7s @60kph, 11.0s @80kph			

All results available at [www.tsl-timing.com](http://www.tsl-timing.com)

**BMCRC - MRO Championships 2019 - Rnd 8 @ Snetterton**
**DFDS Yamaha Past Masters**
**QUALIFYING - CLASSIFICATION**

POS	NO	CL	PIC NAME	ENTRY	TIME	ON	LAPS	GAP	DIFF	MPH
1	13		1 <b>Doug EDMONDSON</b>	Yamaha - Stan Stephens Tuning	<b>2:11.693</b>	4	4			81.15
2	24		2 <b>Scott CARSON</b>	Yamaha - Brian Grays Powerbiking,All England Diamond	<b>2:11.731</b>	5	6	<b>0.038</b>	0.038	81.13
3	101		3 <b>Andrew DAVIES</b>	Yamaha - GIBSON EXHAUSTS	<b>2:14.932</b>	6	6	<b>3.239</b>	3.201	79.21
4	57		4 <b>Geoff MOOK</b>	Yamaha -	<b>2:17.326</b>	6	6	<b>5.633</b>	2.394	77.82
5	70		5 <b>Andrew BURSCOUGH</b>	Yamaha - Apollo Tuning	<b>2:17.376</b>	3	6	<b>5.683</b>	0.050	77.80
6	19		6 <b>Peter BRANTON</b>	Yamaha -	<b>2:17.441</b>	2	2	<b>5.748</b>	0.065	77.76
7	74		7 <b>Paul WHITBY</b>	Yamaha - Greybridge Ltd	<b>2:17.612</b>	2	6	<b>5.919</b>	0.171	77.66
8	83	C	1 <b>Paul GODBOLD</b>	Yamaha - Hill farm tree services	<b>2:17.944</b>	4	5	<b>6.251</b>	0.332	77.48
9	95	C	2 <b>Simon CLARK</b>	Yamaha - Towan Motors, GardinerPage&Roe	<b>2:18.611</b>	2	6	<b>6.918</b>	0.667	77.10
10	60	C	3 <b>Daniel GOUGH</b>	Yamaha - G Force Motorcycles	<b>2:19.051</b>	6	6	<b>7.358</b>	0.440	76.86
11	55		8 <b>Paul TOLAND</b>	Yamaha -	<b>2:19.244</b>	4	6	<b>7.551</b>	0.193	76.75
12	81		9 <b>Scott GRANT</b>	Yamaha -	<b>2:19.512</b>	5	5	<b>7.819</b>	0.268	76.61
13	15		10 <b>Billy PERKINS</b>	Yamaha - Pip Carey	<b>2:19.928</b>	5	5	<b>8.235</b>	0.416	76.38
14	77	C	4 <b>Neil GRANT</b>	Yamaha - Merlin Pipes	<b>2:20.013</b>	5	5	<b>8.320</b>	0.085	76.33
15	27	R	1 <b>Richard HAYWARD</b>	Yamaha - Gforce Motorcycles	<b>2:23.386</b>	3	5	<b>11.693</b>	3.373	74.54
16	72	C	5 <b>Chris THAY</b>	Yamaha - Scell-it uk	<b>2:24.066</b>	5	5	<b>12.373</b>	0.680	74.18
17	46	C	6 <b>Kevin MARSHALL</b>	Yamaha -	<b>2:28.251</b>	5	5	<b>16.558</b>	4.185	72.09
18	87		11 <b>Denise BUTTON</b>	Yamaha -	<b>2:30.808</b>	2	5	<b>19.115</b>	2.557	70.87
19	78		12 <b>Gary BUTTON</b>	Yamaha -	<b>2:32.113</b>	3	5	<b>20.420</b>	1.305	70.26
20	99	C	7 <b>Paul FIRTH</b>	Yamaha -	<b>2:32.181</b>	5	5	<b>20.488</b>	0.068	70.23
21	31	R	2 <b>Rob FARMER</b>	Yamaha - Tempest Revivals / Obsession Engineering	<b>2:32.817</b>	5	5	<b>21.124</b>	0.636	69.94
22	59	C	8 <b>Neil HESMAN</b>	Yamaha - Farkham Hall	<b>2:34.533</b>	3	5	<b>22.840</b>	1.716	69.16
23	100	R	3 <b>Trevor REEVE</b>	Yamaha - www.ypmrc.co.uk	<b>2:38.823</b>	3	5	<b>27.130</b>	4.290	67.29
24	33	R	4 <b>Kieran LEWIS</b>	Yamaha - Controls For Doors Ltd/ G Force Motorcycles	<b>2:41.848</b>	4	5	<b>30.155</b>	3.025	66.03
25	32	R	5 <b>Lorraine ANSON</b>	Yamaha - Wallis & Whalin Racing	<b>2:42.596</b>	5	5	<b>30.903</b>	0.748	65.73
26	67	C	9 <b>Mark BAILEY</b>	Yamaha - Gforce motorcycles	<b>2:43.246</b>	5	5	<b>31.553</b>	0.650	65.47
27	42	C	10 <b>Martin PEARSON</b>	Yamaha -			1			

Snetterton 300

Circuit Length = 2.9689 miles

Start: 09:33 Flag 09:45 End: 09:47

**Weather / Track : Bright / Dry**
**These results are provisional until the conclusion of any judicial and technical matters.**

Clerk Of Course :	Steward :	Timekeeper :

 Results can be found at [www.tsl-timing.com](http://www.tsl-timing.com)

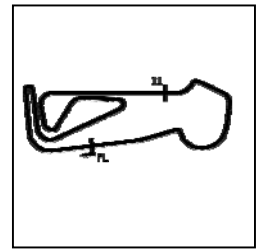
Printed - 09:48 Saturday, 14 September 2019



# BMCRC - MRO Championships 2019 - Rnd 8 @ Snetterton

## DFDS Yamaha Past Masters

### QUALIFYING - SECTOR ANALYSIS



SECTOR 1 = FL to I1, SECTOR 2 = I1 to FL, DIFF = Difference To Personal Best Lap, P = Crossed Finish Line in Pit Lane, D = Time Disallowed

P1 13		Doug EDMONDSON		Yamaha - Stan Stephens Tuning		
IDEAL LAP TIME : 2:11.442		BEST LAP TIME : 2:11.693		DIFFERENCE : 0.251		
LAP	SECTOR 1	SECTOR 2	LAP TIME	MPH	DIFF	TIME OF DAY
1 -	1:31.348	45.164	2:16.512	78.29	4.819	09:35:49.507
2 -	1:29.329	45.121	2:14.450 (3)	79.49	2.757	09:38:03.957
3 -	1:28.083	<b>43.730</b>	2:11.813 (2)	81.08	0.120	09:40:15.770
4 -	1:27.958	43.735	<b>2:11.693 (1)</b>	<b>81.15</b>		<b>09:42:27.463</b>

P2 24		Scott CARSON		Yamaha - Brian Grays Powerbiking, All England Diamond Drilling		
IDEAL LAP TIME : 2:11.731		BEST LAP TIME : 2:11.731		DIFFERENCE : 0.000		
LAP	SECTOR 1	SECTOR 2	LAP TIME	MPH	DIFF	TIME OF DAY
1 -	1:39.919	46.931	2:26.850	72.78	15.119	09:35:46.725
2 -	1:32.051	45.175	2:17.226	77.88	5.495	09:38:03.951
3 -	1:31.099	44.167	2:15.266	79.01	3.535	09:40:19.217
4 -	1:28.306	43.904	2:12.210 (2)	80.84	0.479	09:42:31.427
5 -	<b>1:28.004</b>	<b>43.727</b>	<b>2:11.731 (1)</b>	<b>81.13</b>		<b>09:44:43.158</b>
6 -	1:29.422	45.014	2:14.436 (3)	79.50	2.705	09:46:57.594

P3 101		Andrew DAVIES		Yamaha - GIBSON EXHAUSTS		
IDEAL LAP TIME : 2:14.932		BEST LAP TIME : 2:14.932		DIFFERENCE : 0.000		
LAP	SECTOR 1	SECTOR 2	LAP TIME	MPH	DIFF	TIME OF DAY
1 -	1:48.517	48.825	2:37.342	67.92	22.410	09:36:01.141
2 -	1:36.292	46.769	2:23.061	74.70	8.129	09:38:24.202
3 -	1:34.088	45.997	2:20.085	76.29	5.153	09:40:44.287
4 -	1:32.020	45.796	2:17.816 (3)	77.55	2.884	09:43:02.103
5 -	1:31.575	45.072	2:16.647 (2)	78.21	1.715	09:45:18.750
6 -	<b>1:30.405</b>	<b>44.527</b>	<b>2:14.932 (1)</b>	<b>79.21</b>		<b>09:47:33.682</b>

P4 57		Geoff MOOK		Yamaha -		
IDEAL LAP TIME : 2:16.992		BEST LAP TIME : 2:17.326		DIFFERENCE : 0.334		
LAP	SECTOR 1	SECTOR 2	LAP TIME	MPH	DIFF	TIME OF DAY
1 -	1:42.605	47.556	2:30.161	71.17	12.835	09:36:01.880
2 -	1:35.107	46.896	2:22.003	75.26	4.677	09:38:23.883
3 -	1:33.971	46.195	2:20.166	76.25	2.840	09:40:44.049
4 -	1:31.542	46.394	2:17.936 (3)	77.48	0.610	09:43:01.985
5 -	1:31.749	<b>45.987</b>	2:17.736 (2)	77.59	0.410	09:45:19.721
6 -	<b>1:31.005</b>	46.321	<b>2:17.326 (1)</b>	<b>77.82</b>		<b>09:47:37.047</b>

P5 70		Andrew BURSCOUGH		Yamaha - Apollo Tuning		
IDEAL LAP TIME : 2:17.012		BEST LAP TIME : 2:17.376		DIFFERENCE : 0.364		
LAP	SECTOR 1	SECTOR 2	LAP TIME	MPH	DIFF	TIME OF DAY
1 -	1:38.627	47.336	2:25.963	73.22	8.587	09:35:47.684
2 -	1:31.988	45.652	2:17.640 (3)	77.65	0.264	09:38:05.324
3 -	<b>1:31.404</b>	45.972	<b>2:17.376 (1)</b>	<b>77.80</b>		<b>09:40:22.700</b>
4 -	1:33.004	45.698	2:18.702	77.05	1.326	09:42:41.402
5 -	1:31.818	<b>45.608</b>	2:17.426 (2)	77.77	0.050	09:44:58.828
6 -	1:31.777	46.552	2:18.329	77.26	0.953	09:47:17.157

P6 19		Peter BRANTON		Yamaha -		
IDEAL LAP TIME : 2:17.441		BEST LAP TIME : 2:17.441		DIFFERENCE : 0.000		
LAP	SECTOR 1	SECTOR 2	LAP TIME	MPH	DIFF	TIME OF DAY
1 -	1:39.534	46.970	2:26.504 (2)	72.95	9.063	09:35:46.162
2 -	<b>1:32.036</b>	<b>45.405</b>	<b>2:17.441 (1)</b>	<b>77.76</b>		<b>09:38:03.603</b>

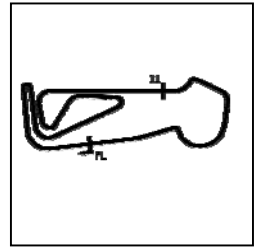
Weather / Track : Bright / Dry

Snetterton 300  
Circuit Length = 2.9689 miles  
Start: 09:33 Flag 09:45 End: 09:47

# BMCRC - MRO Championships 2019 - Rnd 8 @ Snetterton

## DFDS Yamaha Past Masters

### QUALIFYING - SECTOR ANALYSIS



SECTOR 1 = FL to I1, SECTOR 2 = I1 to FL, DIFF = Difference To Personal Best Lap, P = Crossed Finish Line in Pit Lane, D = Time Disallowed

P7 74		Paul WHITBY		Yamaha - Greybridge Ltd			
IDEAL LAP TIME : 2:17.086		BEST LAP TIME : 2:17.612		DIFFERENCE : 0.526			
LAP	SECTOR 1	SECTOR 2	LAP TIME	MPH	DIFF	TIME OF DAY	
1 -	1:39.451	47.264	2:26.715	72.84	9.103	09:35:47.097	
2 -	1:31.801	<b>45.811</b>	<b>2:17.612 (1)</b>	<b>77.66</b>		<b>09:38:04.709</b>	
3 -	1:32.210	46.088	2:18.298	77.28	0.686	09:40:23.007	
4 -	1:31.856	45.928	2:17.784 (3)	77.57	0.172	09:42:40.791	
5 -	1:31.692	46.059	2:17.751 (2)	77.58	0.139	09:44:58.542	
6 -	<b>1:31.275</b>	46.879	2:18.154	77.36	0.542	09:47:16.696	

P8 83 C		Paul GODBOLD		Yamaha - Hill farm tree services			
IDEAL LAP TIME : 2:17.944		BEST LAP TIME : 2:17.944		DIFFERENCE : 0.000			
LAP	SECTOR 1	SECTOR 2	LAP TIME	MPH	DIFF	TIME OF DAY	
1 -	1:41.074	47.219	2:28.293	72.07	10.349	09:35:52.326	
2 -	1:32.368	45.983	2:18.351 (2)	77.25	0.407	09:38:10.677	
3 -	1:32.779	45.756	2:18.535 (3)	77.15	0.591	09:40:29.212	
4 -	<b>1:32.317</b>	<b>45.627</b>	<b>2:17.944 (1)</b>	<b>77.48</b>		<b>09:42:47.156</b>	
5 -	1:32.435	46.539	2:18.974	76.90	1.030	09:45:06.130	

P9 95 C		Simon CLARK		Yamaha - Towan Motors, GardinerPage&Roe			
IDEAL LAP TIME : 2:18.515		BEST LAP TIME : 2:18.611		DIFFERENCE : 0.096			
LAP	SECTOR 1	SECTOR 2	LAP TIME	MPH	DIFF	TIME OF DAY	
1 -	1:40.523	48.398	2:28.921	71.77	10.310	09:35:54.671	
2 -	1:33.272	<b>45.339</b>	<b>2:18.611 (1)</b>	<b>77.10</b>		<b>09:38:13.282</b>	
3 -	1:34.477	45.809	2:20.286	76.18	1.675	09:40:33.568	
4 -	<b>1:33.176</b>	45.900	2:19.076 (3)	76.85	0.465	09:42:52.644	
5 -	1:34.217	46.813	2:21.030	75.78	2.419	09:45:13.674	
6 -	1:33.182	45.774	2:18.956 (2)	76.91	0.345	09:47:32.630	

P10 60 C		Daniel GOUGH		Yamaha - G Force Motorcycles			
IDEAL LAP TIME : 2:18.614		BEST LAP TIME : 2:19.051		DIFFERENCE : 0.437			
LAP	SECTOR 1	SECTOR 2	LAP TIME	MPH	DIFF	TIME OF DAY	
1 -	1:43.123	48.278	2:31.401	70.59	12.350	09:35:56.116	
2 -	1:35.902	46.995	2:22.897	74.79	3.846	09:38:19.013	
3 -	1:34.420	47.446	2:21.866	75.33	2.815	09:40:40.879	
4 -	1:33.903	47.284	2:21.187 (3)	75.70	2.136	09:43:02.066	
5 -	1:33.471	<b>46.073</b>	2:19.544 (2)	76.59	0.493	09:45:21.610	
6 -	<b>1:32.541</b>	46.510	<b>2:19.051 (1)</b>	<b>76.86</b>		<b>09:47:40.661</b>	

P11 55		Paul TOLAND		Yamaha -			
IDEAL LAP TIME : 2:19.244		BEST LAP TIME : 2:19.244		DIFFERENCE : 0.000			
LAP	SECTOR 1	SECTOR 2	LAP TIME	MPH	DIFF	TIME OF DAY	
1 -	1:40.037	48.133	2:28.170	72.13	8.926	09:35:48.417	
2 -	1:33.616	46.320	2:19.936	76.37	0.692	09:38:08.353	
3 -	1:33.774	46.437	2:20.211	76.22	0.967	09:40:28.564	
4 -	<b>1:33.016</b>	<b>46.228</b>	<b>2:19.244 (1)</b>	<b>76.75</b>		<b>09:42:47.808</b>	
5 -	1:33.450	46.330	2:19.780 (2)	76.46	0.536	09:45:07.588	
6 -	1:33.404	46.444	2:19.848 (3)	76.42	0.604	09:47:27.436	

P12 81		Scott GRANT		Yamaha -			
IDEAL LAP TIME : 2:19.512		BEST LAP TIME : 2:19.512		DIFFERENCE : 0.000			
LAP	SECTOR 1	SECTOR 2	LAP TIME	MPH	DIFF	TIME OF DAY	
1 -	1:49.011	51.548	2:40.559	66.56	21.047	09:36:57.619	
2 -	1:36.199	47.244	2:23.443	74.51	3.931	09:39:21.062	
3 -	1:33.791	46.420	2:20.211 (2)	76.22	0.699	09:41:41.273	
4 -	1:35.338	46.451	2:21.789 (3)	75.38	2.277	09:44:03.062	
5 -	<b>1:33.482</b>	<b>46.030</b>	<b>2:19.512 (1)</b>	<b>76.61</b>		<b>09:46:22.574</b>	

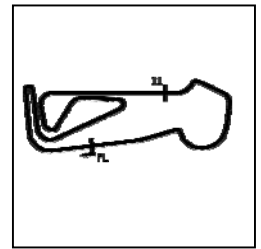
Weather / Track : Bright / Dry

Snetterton 300  
Circuit Length = 2.9689 miles  
Start: 09:33 Flag 09:45 End: 09:47

# BMCRC - MRO Championships 2019 - Rnd 8 @ Snetterton

## DFDS Yamaha Past Masters

### QUALIFYING - SECTOR ANALYSIS



SECTOR 1 = FL to I1, SECTOR 2 = I1 to FL, DIFF = Difference To Personal Best Lap, P = Crossed Finish Line in Pit Lane, D = Time Disallowed

P13 15		Billy PERKINS		Yamaha - Pip Carey		
IDEAL LAP TIME : 2:19.928		BEST LAP TIME : 2:19.928		DIFFERENCE : 0.000		
LAP	SECTOR 1	SECTOR 2	LAP TIME	MPH	DIFF	TIME OF DAY
1 -	OUTLAP	52.330	2:49.013	63.23	29.085	09:36:57.907
2 -	1:36.171	47.490	2:23.661	74.39	3.733	09:39:21.568
3 -	1:34.190	46.993	2:21.183 (3)	75.70	1.255	09:41:42.751
4 -	1:33.923	46.921	2:20.844 (2)	75.88	0.916	09:44:03.595
5 -	<b>1:33.724</b>	<b>46.204</b>	<b>2:19.928 (1)</b>	<b>76.38</b>		<b>09:46:23.523</b>

P14 77 C		Neil GRANT		Yamaha - Merlin Pipes		
IDEAL LAP TIME : 2:19.911		BEST LAP TIME : 2:20.013		DIFFERENCE : 0.102		
LAP	SECTOR 1	SECTOR 2	LAP TIME	MPH	DIFF	TIME OF DAY
1 -	1:35.415	46.974	2:22.389	75.06	2.376	09:37:20.421
2 -	<b>1:33.682</b>	47.033	2:20.715 (2)	75.95	0.702	09:39:41.136
3 -	1:34.394	46.491	2:20.885 (3)	75.86	0.872	09:42:02.021
4 -	1:35.186	46.260	2:21.446	75.56	1.433	09:44:23.467
5 -	1:33.784	<b>46.229</b>	<b>2:20.013 (1)</b>	<b>76.33</b>		<b>09:46:43.480</b>

P15 27 R		Richard HAYWARD		Yamaha - Gforce Motorcycles		
IDEAL LAP TIME : 2:22.769		BEST LAP TIME : 2:23.386		DIFFERENCE : 0.617		
LAP	SECTOR 1	SECTOR 2	LAP TIME	MPH	DIFF	TIME OF DAY
1 -	1:44.834	50.110	2:34.944	68.98	11.558	09:36:01.267
2 -	1:36.281	<b>47.532</b>	2:23.813 (2)	74.31	0.427	09:38:25.080
3 -	<b>1:35.237</b>	48.149	<b>2:23.386 (1)</b>	<b>74.54</b>		<b>09:40:48.466</b>
4 -	1:36.297	48.774	2:25.071	73.67	1.685	09:43:13.537
5 -	1:35.723	48.583	2:24.306 (3)	74.06	0.920	09:45:37.843

P16 72 C		Chris THAY		Yamaha - Scell-it uk		
IDEAL LAP TIME : 2:24.066		BEST LAP TIME : 2:24.066		DIFFERENCE : 0.000		
LAP	SECTOR 1	SECTOR 2	LAP TIME	MPH	DIFF	TIME OF DAY
1 -	1:45.435	48.989	2:34.424	69.21	10.358	09:36:01.475
2 -	1:37.043	50.712	2:27.755 (3)	72.33	3.689	09:38:29.230
3 -	1:41.822	49.968	2:31.790	70.41	7.724	09:41:01.020
4 -	1:37.530	49.114	2:26.644 (2)	72.88	2.578	09:43:27.664
5 -	<b>1:36.363</b>	<b>47.703</b>	<b>2:24.066 (1)</b>	<b>74.18</b>		<b>09:45:51.730</b>

P17 46 C		Kevin MARSHALL		Yamaha -		
IDEAL LAP TIME : 2:28.179		BEST LAP TIME : 2:28.251		DIFFERENCE : 0.072		
LAP	SECTOR 1	SECTOR 2	LAP TIME	MPH	DIFF	TIME OF DAY
1 -	1:45.449	51.418	2:36.867	68.13	8.616	09:35:54.831
2 -	1:39.303	50.280	2:29.583 (3)	71.45	1.332	09:38:24.414
3 -	1:40.177	<b>50.204</b>	2:30.381	71.07	2.130	09:40:54.795
4 -	1:38.339	50.376	2:28.715 (2)	71.86	0.464	09:43:23.510
5 -	<b>1:37.975</b>	50.276	<b>2:28.251 (1)</b>	<b>72.09</b>		<b>09:45:51.761</b>

P18 87		Denise BUTTON		Yamaha -		
IDEAL LAP TIME : 2:30.808		BEST LAP TIME : 2:30.808		DIFFERENCE : 0.000		
LAP	SECTOR 1	SECTOR 2	LAP TIME	MPH	DIFF	TIME OF DAY
1 -	1:48.595	53.388	2:41.983	65.98	11.175	09:36:08.076
2 -	<b>1:40.425</b>	<b>50.383</b>	<b>2:30.808 (1)</b>	<b>70.87</b>		<b>09:38:38.884</b>
3 -	1:41.082	50.495	2:31.577 (3)	70.51	0.769	09:41:10.461
4 -	1:41.094	50.397	2:31.491 (2)	70.55	0.683	09:43:41.952
5 -	1:41.122	50.694	2:31.816	70.40	1.008	09:46:13.768

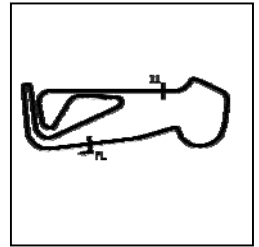
Weather / Track : Bright / Dry

Snetterton 300  
Circuit Length = 2.9689 miles  
Start: 09:33 Flag 09:45 End: 09:47

# BMCRC - MRO Championships 2019 - Rnd 8 @ Snetterton

## DFDS Yamaha Past Masters

### QUALIFYING - SECTOR ANALYSIS



SECTOR 1 = FL to I1, SECTOR 2 = I1 to FL, DIFF = Difference To Personal Best Lap, P = Crossed Finish Line in Pit Lane, D = Time Disallowed

P19 78 Gary BUTTON		Yamaha -				
IDEAL LAP TIME : 2:31.711		BEST LAP TIME : 2:32.113		DIFFERENCE : 0.402		
LAP	SECTOR 1	SECTOR 2	LAP TIME	MPH	DIFF	TIME OF DAY
1 -	1:47.552	52.016	2:39.568	66.98	7.455	09:36:10.005
2 -	1:41.755	<b>51.094</b>	2:32.849 (2)	69.92	0.736	09:38:42.854
3 -	<b>1:40.617</b>	51.496	<b>2:32.113 (1)</b>	<b>70.26</b>		<b>09:41:14.967</b>
4 -	1:41.772	51.832	2:33.604 (3)	69.58	1.491	09:43:48.571
5 -	1:41.744	52.092	2:33.836	69.47	1.723	09:46:22.407

P20 99 C Paul FIRTH		Yamaha -				
IDEAL LAP TIME : 2:32.092		BEST LAP TIME : 2:32.181		DIFFERENCE : 0.089		
LAP	SECTOR 1	SECTOR 2	LAP TIME	MPH	DIFF	TIME OF DAY
1 -	1:49.224	53.324	2:42.548	65.75	10.367	09:36:07.190
2 -	1:45.230	52.685	2:37.915	67.68	5.734	09:38:45.105
3 -	1:44.843	52.466	2:37.309 (3)	67.94	5.128	09:41:22.414
4 -	1:43.202	<b>51.108</b>	2:34.310 (2)	69.26	2.129	09:43:56.724
5 -	<b>1:40.984</b>	51.197	<b>2:32.181 (1)</b>	<b>70.23</b>		<b>09:46:28.905</b>

P21 31 R Rob FARMER		Yamaha - Tempest Revivals / Obsession Engineering				
IDEAL LAP TIME : 2:32.440		BEST LAP TIME : 2:32.817		DIFFERENCE : 0.377		
LAP	SECTOR 1	SECTOR 2	LAP TIME	MPH	DIFF	TIME OF DAY
1 -	1:50.387	54.441	2:44.828	64.84	12.011	09:36:12.714
2 -	1:41.661	51.760	2:33.421 (3)	69.66	0.604	09:38:46.135
3 -	1:44.203	52.735	2:36.938	68.10	4.121	09:41:23.073
4 -	1:41.502	<b>51.375</b>	2:32.877 (2)	69.91	0.060	09:43:55.950
5 -	<b>1:41.065</b>	51.752	<b>2:32.817 (1)</b>	<b>69.94</b>		<b>09:46:28.767</b>

P22 59 C Neil HESMAN		Yamaha - Farkham Hall				
IDEAL LAP TIME : 2:34.533		BEST LAP TIME : 2:34.533		DIFFERENCE : 0.000		
LAP	SECTOR 1	SECTOR 2	LAP TIME	MPH	DIFF	TIME OF DAY
1 -	1:51.842	53.656	2:45.498	64.58	10.965	09:36:17.387
2 -	1:42.861	52.912	2:35.773	68.61	1.240	09:38:53.160
3 -	<b>1:42.316</b>	<b>52.217</b>	<b>2:34.533 (1)</b>	<b>69.16</b>		<b>09:41:27.693</b>
4 -	1:42.723	52.312	2:35.035 (2)	68.93	0.502	09:44:02.728
5 -	1:42.694	52.466	2:35.160 (3)	68.88	0.627	09:46:37.888

P23 100 R Trevor REEVE		Yamaha - www.ypmrc.co.uk				
IDEAL LAP TIME : 2:37.108		BEST LAP TIME : 2:38.823		DIFFERENCE : 1.715		
LAP	SECTOR 1	SECTOR 2	LAP TIME	MPH	DIFF	TIME OF DAY
1 -	1:58.397	56.832	2:55.229	60.99	16.406	09:36:33.599
2 -	1:45.570	54.828	2:40.398 (3)	66.63	1.575	09:39:13.997
3 -	<b>1:43.891</b>	54.932	<b>2:38.823 (1)</b>	<b>67.29</b>		<b>09:41:52.820</b>
4 -	1:47.962	56.504	2:44.466	64.98	5.643	09:44:37.286
5 -	1:46.337	<b>53.217</b>	2:39.554 (2)	66.98	0.731	09:47:16.840

P24 33 R Kieran LEWIS		Yamaha - Controls For Doors Ltd/ G Force Motorcycles				
IDEAL LAP TIME : 2:41.337		BEST LAP TIME : 2:41.848		DIFFERENCE : 0.511		
LAP	SECTOR 1	SECTOR 2	LAP TIME	MPH	DIFF	TIME OF DAY
1 -	1:50.748	55.071	2:45.819	64.45	3.971	09:36:12.784
2 -	1:47.626	54.951	2:42.577 (3)	65.74	0.729	09:38:55.361
3 -	1:49.104	55.401	2:44.505	64.97	2.657	09:41:39.866
4 -	1:47.264	<b>54.584</b>	<b>2:41.848 (1)</b>	<b>66.03</b>		<b>09:44:21.714</b>
5 -	<b>1:46.753</b>	55.262	2:42.015 (2)	65.96	0.167	09:47:03.729

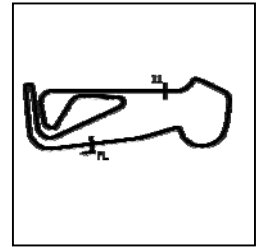
Weather / Track : Bright / Dry

Snetterton 300  
Circuit Length = 2.9689 miles  
Start: 09:33 Flag 09:45 End: 09:47

# BMCRC - MRO Championships 2019 - Rnd 8 @ Snetterton

## DFDS Yamaha Past Masters

### QUALIFYING - SECTOR ANALYSIS



SECTOR 1 = FL to I1, SECTOR 2 = I1 to FL, DIFF = Difference To Personal Best Lap, P = Crossed Finish Line in Pit Lane, D = Time Disallowed

P25 32 R		Lorraine ANSON		Yamaha - Wallis & Whalin Racing			
IDEAL LAP TIME : 2:42.596		BEST LAP TIME : 2:42.596		DIFFERENCE : 0.000			
LAP	SECTOR 1	SECTOR 2	LAP TIME	MPH	DIFF	TIME OF DAY	
1 -	1:54.768	56.899	2:51.667	62.26	9.071	09:36:21.500	
2 -	1:48.751	56.184	2:44.935 (2)	64.80	2.339	09:39:06.435	
3 -	1:49.766	56.085	2:45.851	64.44	3.255	09:41:52.286	
4 -	1:49.464	55.707	2:45.171 (3)	64.70	2.575	09:44:37.457	
5 -	<b>1:47.691</b>	<b>54.905</b>	<b>2:42.596 (1)</b>	<b>65.73</b>		<b>09:47:20.053</b>	

P26 67 C		Mark BAILEY		Yamaha - Gforce motorcycles			
IDEAL LAP TIME : 2:43.246		BEST LAP TIME : 2:43.246		DIFFERENCE : 0.000			
LAP	SECTOR 1	SECTOR 2	LAP TIME	MPH	DIFF	TIME OF DAY	
1 -	1:54.948	57.574	2:52.522	61.95	9.276	09:36:21.126	
2 -	1:48.898	56.095	2:44.993 (3)	64.77	1.747	09:39:06.119	
3 -	1:49.462	55.840	2:45.302	64.65	2.056	09:41:51.421	
4 -	1:48.951	55.404	2:44.355 (2)	65.03	1.109	09:44:35.776	
5 -	<b>1:47.955</b>	<b>55.291</b>	<b>2:43.246 (1)</b>	<b>65.47</b>		<b>09:47:19.022</b>	

P27 42 C		Martin PEARSON		Yamaha -			
IDEAL LAP TIME :		BEST LAP TIME :		DIFFERENCE :			
LAP	SECTOR 1	SECTOR 2	LAP TIME	MPH	DIFF	TIME OF DAY	
1 -		<b>IN PIT</b>	4:53.257 P	36.44		09:38:16.235	

Weather / Track : Bright / Dry

# BMCRC - MRO Championships 2019 - Rnd 8 @ Snetterton

## DFDS Yamaha Past Masters

### QUALIFYING - BEST SECTORS

SECTOR 1			SECTOR 2			IDEAL / BEST COMPARISON						
POS	NO	NAME	TIME	NO	NAME	TIME	POS	NO	NAME	IDEAL	BEST	DIFF
									<b>PERFECT LAP</b>	<b>2:11.439</b>		
1	13	EDMONDSON	<b>1:27.712</b>	24	CARSON	<b>43.727</b>	1	13	EDMONDSON	2:11.442	2:11.693	0.251
2	24	CARSON	<b>1:28.004</b>	13	EDMONDSON	<b>43.730</b>	2	24	CARSON	2:11.731	2:11.731	0.000
3	101	DAVIES	<b>1:30.405</b>	101	DAVIES	<b>44.527</b>	3	101	DAVIES	2:14.932	2:14.932	0.000
4	57	MOOK	<b>1:31.005</b>	95	CLARK	<b>45.339</b>	4	57	MOOK	2:16.992	2:17.326	0.334
5	74	WHITBY	<b>1:31.275</b>	19	BRANTON	<b>45.405</b>	5	70	BURSCOUGH	2:17.012	2:17.376	0.364
6	70	BURSCOUGH	<b>1:31.404</b>	70	BURSCOUGH	<b>45.608</b>	6	74	WHITBY	2:17.086	2:17.612	0.526
7	19	BRANTON	<b>1:32.036</b>	83	GODBOLD	<b>45.627</b>	7	19	BRANTON	2:17.441	2:17.441	0.000
8	83	GODBOLD	<b>1:32.317</b>	74	WHITBY	<b>45.811</b>	8	83	GODBOLD	2:17.944	2:17.944	0.000
9	60	GOUGH	<b>1:32.541</b>	57	MOOK	<b>45.987</b>	9	95	CLARK	2:18.515	2:18.611	0.096
10	55	TOLAND	<b>1:33.016</b>	81	GRANT	<b>46.030</b>	10	60	GOUGH	2:18.614	2:19.051	0.437
11	95	CLARK	<b>1:33.176</b>	60	GOUGH	<b>46.073</b>	11	55	TOLAND	2:19.244	2:19.244	0.000
12	81	GRANT	<b>1:33.482</b>	15	PERKINS	<b>46.204</b>	12	81	GRANT	2:19.512	2:19.512	0.000
13	77	GRANT	<b>1:33.682</b>	55	TOLAND	<b>46.228</b>	13	77	GRANT	2:19.911	2:20.013	0.102
14	15	PERKINS	<b>1:33.724</b>	77	GRANT	<b>46.229</b>	14	15	PERKINS	2:19.928	2:19.928	0.000
15	27	HAYWARD	<b>1:35.237</b>	27	HAYWARD	<b>47.532</b>	15	27	HAYWARD	2:22.769	2:23.386	0.617
16	72	THAY	<b>1:36.363</b>	72	THAY	<b>47.703</b>	16	72	THAY	2:24.066	2:24.066	0.000
17	46	MARSHALL	<b>1:37.975</b>	46	MARSHALL	<b>50.204</b>	17	46	MARSHALL	2:28.179	2:28.251	0.072
18	87	BUTTON	<b>1:40.425</b>	87	BUTTON	<b>50.383</b>	18	87	BUTTON	2:30.808	2:30.808	0.000
19	78	BUTTON	<b>1:40.617</b>	78	BUTTON	<b>51.094</b>	19	78	BUTTON	2:31.711	2:32.113	0.402
20	99	FIRTH	<b>1:40.984</b>	99	FIRTH	<b>51.108</b>	20	99	FIRTH	2:32.092	2:32.181	0.089
21	31	FARMER	<b>1:41.065</b>	31	FARMER	<b>51.375</b>	21	31	FARMER	2:32.440	2:32.817	0.377
22	59	HESMAN	<b>1:42.316</b>	59	HESMAN	<b>52.217</b>	22	59	HESMAN	2:34.533	2:34.533	0.000
23	100	REEVE	<b>1:43.891</b>	100	REEVE	<b>53.217</b>	23	100	REEVE	2:37.108	2:38.823	1.715
24	33	LEWIS	<b>1:46.753</b>	33	LEWIS	<b>54.584</b>	24	33	LEWIS	2:41.337	2:41.848	0.511
25	32	ANSON	<b>1:47.691</b>	32	ANSON	<b>54.905</b>	25	32	ANSON	2:42.596	2:42.596	0.000
26	67	BAILEY	<b>1:47.955</b>	67	BAILEY	<b>55.291</b>	26	67	BAILEY	2:43.246	2:43.246	0.000
27							27	42	PEARSON			

Weather / Track : Bright / Dry

Results can be found at [www.tsl-timing.com](http://www.tsl-timing.com)

Snetterton 300

Circuit Length = 2.9689 miles

Start: 09:33 Flag 09:45 End: 09:47

Printed - 09:48 Saturday, 14 September 2019



**BMCRC - MRO Championships 2019 - Rnd 8 @ Snetterton**
**DFDS Yamaha Past Masters**
**RACE 4 - GRID (5 Laps)**

ROW 10	1	1	28	<b>69</b> Mark ELLERAY		
ROW 9	27	<b>42</b> Martin PEARSON	26	<b>67</b> Mark BAILEY	25	<b>32</b> Lorraine ANSON
ROW 8	24	<b>33</b> Kieran LEWIS	23	<b>100</b> Trevor REEVE	22	<b>59</b> Neil HESMAN
ROW 7	21	<b>31</b> Rob FARMER	20	<b>99</b> Paul FIRTH	19	<b>78</b> Gary BUTTON
ROW 6	18	<b>87</b> Denise BUTTON	17	<b>46</b> Kevin MARSHALL	16	<b>72</b> Chris THAY
ROW 5	15	<b>27</b> Richard HAYWARD	14	<b>77</b> Neil GRANT	13	<b>15</b> Billy PERKINS
ROW 4	12	<b>81</b> Scott GRANT	11	<b>55</b> Paul TOLAND	10	<b>60</b> Daniel GOUGH
ROW 3	9	<b>95</b> Simon CLARK	8	<b>83</b> Paul GODBOLD	7	<b>74</b> Paul WHITBY
ROW 2	6	<b>19</b> Peter BRANTON	5	<b>70</b> Andrew BURSCOUGH	4	<b>57</b> Geoff MOOK
ROW 1	3	<b>101</b> Andrew DAVIES	2	<b>24</b> Scott CARSON	1	<b>13</b> Doug EDMONDSON
						<b>Pole</b>

Snetterton 300  
Circuit Length = 2.9689 miles

These results are provisional until the conclusion of any judicial and technical matters.

Clerk Of Course :	Steward :	Timekeeper :
-------------------	-----------	--------------

Results can be found at [www.tsl-timing.com](http://www.tsl-timing.com)

Printed - 09:50 Saturday, 14 September 2019



**BMCRC - MRO Championships 2019 - Rnd 8 @ Snetterton**
**DFDS Yamaha Past Masters**
**RACE 4 - CLASSIFICATION**

POS	NO	CL	PIC NAME	ENTRY	LAPS	TIME	GAP	DIFF	MPH	BEST	ON
1	13		1 Doug EDMONDSON	Yamaha - Stan Stephens Tuning	5	10:50.621			82.13	<b>2:07.912</b>	2
2	24		2 Scott CARSON	Yamaha - Brian Grays Powerbiking,All England Diar	5	11:06.152	<b>15.531</b>	15.531	80.22	<b>2:11.465</b>	2
3	81		3 Scott GRANT	Yamaha -	5	11:19.443	<b>28.822</b>	13.291	78.65	<b>2:12.547</b>	5
4	19		4 Peter BRANTON	Yamaha -	5	11:22.086	<b>31.465</b>	2.643	78.34	<b>2:13.337</b>	5
5	101		5 Andrew DAVIES	Yamaha - GIBSON EXHAUSTS	5	11:22.516	<b>31.895</b>	0.430	78.29	<b>2:13.112</b>	5
6	57		6 Geoff MOOK	Yamaha -	5	11:24.682	<b>34.061</b>	2.166	78.05	<b>2:14.112</b>	4
7	74		7 Paul WHITBY	Yamaha - Greybridge Ltd	5	11:28.021	<b>37.400</b>	3.339	77.67	<b>2:14.095</b>	5
8	95	C	1 Simon CLARK	Yamaha - Towan Motors, GardinerPage&Roe	5	11:33.801	<b>43.180</b>	5.780	77.02	<b>2:16.074</b>	2
9	83	C	2 Paul GODBOLD	Yamaha - Hill farm tree services	5	11:34.320	<b>43.699</b>	0.519	76.96	<b>2:15.548</b>	5
10	55		8 Paul TOLAND	Yamaha -	5	11:35.333	<b>44.712</b>	1.013	76.85	<b>2:16.377</b>	3
11	15	C	3 Billy PERKINS	Yamaha - Pip Carey	5	11:36.338	<b>45.717</b>	1.005	76.74	<b>2:16.929</b>	5
12	27	R	1 Richard HAYWARD	Yamaha - Gforce Motorcycles	5	11:41.798	<b>51.177</b>	5.460	76.14	<b>2:16.854</b>	2
13	60	C	4 Daniel GOUGH	Yamaha - G Force Motorcycles	5	11:45.664	<b>55.043</b>	3.866	75.73	<b>2:18.097</b>	5
14	72	C	5 Chris THAY	Yamaha - Scell-it uk	5	11:51.218	<b>1:00.597</b>	5.554	75.13	<b>2:18.949</b>	3
15	46	C	6 Kevin MARSHALL	Yamaha -	5	12:21.014	<b>1:30.393</b>	29.796	72.11	<b>2:24.916</b>	4
16	87		9 Denise BUTTON	Yamaha -	5	12:36.073	<b>1:45.452</b>	15.059	70.68	<b>2:28.572</b>	3
17	78		10 Gary BUTTON	Yamaha -	5	12:42.830	<b>1:52.209</b>	6.757	70.05	<b>2:28.965</b>	2
18	99	C	7 Paul FIRTH	Yamaha -	5	12:51.337	<b>2:00.716</b>	8.507	69.28	<b>2:30.011</b>	5
19	31	R	2 Rob FARMER	Yamaha - Tempest Revivals / Obsession Engineerir	5	12:52.880	<b>2:02.259</b>	1.543	69.14	<b>2:30.294</b>	5
20	67	C	8 Mark BAILEY	Yamaha - Gforce motorcycles	5	12:53.709	<b>2:03.088</b>	0.829	69.07	<b>2:30.153</b>	5
21	59	C	9 Neil HESMAN	Yamaha - Farkham Hall	5	12:54.788	<b>2:04.167</b>	1.079	68.97	<b>2:30.791</b>	4
22	32	R	3 Lorraine ANSON	Yamaha - Wallis & Whalin Racing	5	13:06.135	<b>2:15.514</b>	11.347	67.97	<b>2:34.177</b>	2
23	100	R	4 Trevor REEVE	Yamaha - www.ypmrc.co.uk	4	10:49.336	<b>1 Lap</b>	1 Lap	65.84	<b>2:36.407</b>	4
24	33	R	5 Kieran LEWIS	Yamaha - Controls For Doors Ltd/ G Force Motorcyc	4	10:56.195	<b>1 Lap</b>	6.859	65.15	<b>2:39.844</b>	4

**NOT CLASSIFIED**

**DNF 70** Andrew BURSCOUGH Yamaha - Apollo Tuning 1 2:24.179 **4 Laps** 3 Laps 74.13

**FASTEST LAP**

<b>13</b>		Doug EDMONDSON	Yamaha - Stan Stephens Tuning	<b>2</b>	2:07.912	83.55 mph	134.47 kph
<b>83</b>	C	Paul GODBOLD	Yamaha - Hill farm tree services	<b>5</b>	2:15.548	78.85 mph	126.89 kph
<b>27</b>	R	Richard HAYWARD	Yamaha - Gforce Motorcycles	<b>2</b>	2:16.854	78.09 mph	125.68 kph

**Class - 92.5% of Race Speed = 75.97 mph**  
**Class C - 92.5% of Race Speed = 71.24 mph**  
**Class R - 92.5% of Race Speed = 70.42 mph**

Snetterton 300  
 Circuit Length = 2.9689 miles  
 Start: 12:48 Flag 12:59 End: 13:01

**Weather / Track : Sunny / Dry**

**These results are provisional until the conclusion of any judicial and technical matters.**

Clerk Of Course :	Steward :	Timekeeper :
-------------------	-----------	--------------

Results can be found at [www.tsl-timing.com](http://www.tsl-timing.com)

Printed - 13:02 Saturday, 14 September 2019



# BMCRC - MRO Championships 2019 - Rnd 8 @ Snetterton

## DFDS Yamaha Past Masters

### RACE 4 - LAP CHART

#### LAP 1 @ 12:50:44.938

NO	BEHIND	LAP TIME
13		2:16.323
24	2.408	2:18.731
19	7.447	2:23.770
70	7.856	2:24.179
101	8.750	2:25.073
81	8.821	2:25.144
57	9.257	2:25.580
95	9.990	2:26.313
55	11.372	2:27.695
74	11.544	2:27.867
15	11.703	2:28.026
83	12.327	2:28.650
27	12.602	2:28.925
60	14.458	2:30.781
72	14.552	2:30.875
46	22.262	2:38.585
87	22.765	2:39.088
78	27.936	2:44.259
67	28.423	2:44.746
99	28.646	2:44.969
59	29.393	2:45.716
32	30.001	2:46.324
31	30.363	2:46.686
33	37.135	2:53.458
100	38.420	2:54.743

#### LAP 2 @ 12:52:52.850

NO	BEHIND	LAP TIME
13		2:07.912
24	5.961	2:11.465
19	15.348	2:15.813
81	15.688	2:14.779
101	16.333	2:15.495
57	16.864	2:15.519
95	18.152	2:16.074
74	19.230	2:15.598
55	20.558	2:17.098
15	21.038	2:17.247
83	21.396	2:16.981
27	21.544	2:16.854
60	25.748	2:19.202
72	26.688	2:20.048
46	40.872	2:26.522
87	44.774	2:29.921
78	48.989	2:28.965
99	54.291	2:33.557
67	54.371	2:33.860
31	54.826	2:32.375
59	56.038	2:34.557
32	56.266	2:34.177
100	1:10.641	2:40.133
33	1:11.433	2:42.210

#### LAP 3 @ 12:55:00.918

NO	BEHIND	LAP TIME
13		2:08.068
24	9.555	2:11.662
81	21.854	2:14.234
19	22.608	2:15.328
101	22.863	2:14.598
57	23.852	2:15.056

74	26.503	2:15.341	78	1:52.209	2:30.614
95	27.189	2:17.105	99	2:00.716	2:30.011
55	28.867	2:16.377	31	2:02.259	2:30.294
15	30.020	2:17.050	67	2:03.088	2:30.153
83	30.149	2:16.821	59	2:04.167	2:31.003
27	31.321	2:17.845	32	2:15.514	2:34.359
60	36.396	2:18.716			
72	37.569	2:18.949			
46	58.835	2:26.031			
87	1:05.278	2:28.572			
78	1:10.017	2:29.096			
99	1:17.240	2:31.017			
31	1:18.623	2:31.865			
67	1:20.018	2:33.715			
59	1:20.691	2:32.721			
32	1:23.867	2:35.669			
100	1:40.626	2:38.053			
33	1:44.048	2:40.683			

#### LAP 4 @ 12:57:09.372

NO	BEHIND	LAP TIME
13		2:08.454
24	12.668	2:11.567
81	26.139	2:12.739
19	27.992	2:13.838
101	28.647	2:14.238
57	29.510	2:14.112
74	33.169	2:15.120
95	36.553	2:17.818
55	37.276	2:16.863
83	38.015	2:16.320
15	38.652	2:17.086
27	41.086	2:18.219
60	46.810	2:18.868
72	49.688	2:20.573
46	1:15.297	2:24.916
87	1:26.363	2:29.539
78	1:31.459	2:29.896
99	1:40.569	2:31.783
31	1:41.829	2:31.660
67	1:42.799	2:31.235
59	1:43.028	2:30.791
32	1:51.019	2:35.606
100	2:08.579	2:36.407

#### LAP 5 @ 12:59:19.236

NO	BEHIND	LAP TIME
13		2:09.864
33	1 Lap	2:39.844
24	15.531	2:12.727
81	28.822	2:12.547
19	31.465	2:13.337
101	31.895	2:13.112
57	34.061	2:14.415
74	37.400	2:14.095
95	43.180	2:16.491
83	43.699	2:15.548
55	44.712	2:17.300
15	45.717	2:16.929
27	51.177	2:19.955
60	55.043	2:18.097
72	1:00.597	2:20.773
46	1:30.393	2:24.960
87	1:45.452	2:28.953

Weather / Track : Sunny / Dry

Results can be found at [www.tsl-timing.com](http://www.tsl-timing.com)

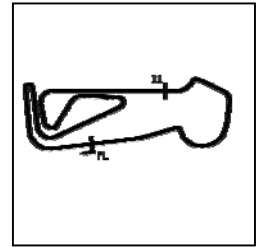
Snetterton 300  
Circuit Length = 2.9689 miles  
Start: 12:48 Flag 12:59 End: 13:01

Printed - 13:03 Saturday, 14 September 2019

# BMCRC - MRO Championships 2019 - Rnd 8 @ Snetterton

## DFDS Yamaha Past Masters

### RACE 4 - SECTOR ANALYSIS



SECTOR 1 = FL to I1, SECTOR 2 = I1 to FL, DIFF = Difference To Personal Best Lap, P = Crossed Finish Line in Pit Lane, D = Time Disallowed

P1 13		Doug EDMONDSON		Yamaha - Stan Stephens Tuning			
IDEAL LAP TIME : 2:07.619		BEST LAP TIME : 2:07.912		DIFFERENCE : 0.293			
LAP	SECTOR 1	SECTOR 2	LAP TIME	MPH	DIFF	TIME OF DAY	
1 -		<b>42.502</b>	2:16.323	78.40	8.411	12:50:44.938	
2 -	<b>1:25.117</b>	42.795	<b>2:07.912 (1)</b>	<b>83.55</b>		<b>12:52:52.850</b>	
3 -	1:25.389	42.679	2:08.068 (2)	83.45	0.156	12:55:00.918	
4 -	1:25.570	42.884	2:08.454 (3)	83.20	0.542	12:57:09.372	
5 -	1:25.566	44.298	2:09.864	82.30	1.952	12:59:19.236	

P2 24		Scott CARSON		Yamaha - Brian Grays Powerbiking,All England Diamond Drilling			
IDEAL LAP TIME : 2:11.239		BEST LAP TIME : 2:11.465		DIFFERENCE : 0.226			
LAP	SECTOR 1	SECTOR 2	LAP TIME	MPH	DIFF	TIME OF DAY	
1 -		<b>43.645</b>	2:18.731	77.04	7.266	12:50:47.346	
2 -	<b>1:27.594</b>	43.871	<b>2:11.465 (1)</b>	<b>81.29</b>		<b>12:52:58.811</b>	
3 -	1:27.698	43.964	2:11.662 (3)	81.17	0.197	12:55:10.473	
4 -	1:27.902	43.665	2:11.567 (2)	81.23	0.102	12:57:22.040	
5 -	1:28.266	44.461	2:12.727	80.52	1.262	12:59:34.767	

P3 81		Scott GRANT		Yamaha -			
IDEAL LAP TIME : 2:12.248		BEST LAP TIME : 2:12.547		DIFFERENCE : 0.299			
LAP	SECTOR 1	SECTOR 2	LAP TIME	MPH	DIFF	TIME OF DAY	
1 -		45.451	2:25.144	73.63	12.597	12:50:53.759	
2 -	1:29.531	45.248	2:14.779	79.30	2.232	12:53:08.538	
3 -	1:29.368	44.866	2:14.234 (3)	79.62	1.687	12:55:22.772	
4 -	1:28.464	<b>44.275</b>	2:12.739 (2)	80.51	0.192	12:57:35.511	
5 -	<b>1:27.973</b>	44.574	<b>2:12.547 (1)</b>	<b>80.63</b>		<b>12:59:48.058</b>	

P4 19		Peter BRANTON		Yamaha -			
IDEAL LAP TIME : 2:13.319		BEST LAP TIME : 2:13.337		DIFFERENCE : 0.018			
LAP	SECTOR 1	SECTOR 2	LAP TIME	MPH	DIFF	TIME OF DAY	
1 -		45.069	2:23.770	74.34	10.433	12:50:52.385	
2 -	1:30.659	45.154	2:15.813	78.69	2.476	12:53:08.198	
3 -	1:30.603	44.725	2:15.328 (3)	78.97	1.991	12:55:23.526	
4 -	1:29.513	<b>44.325</b>	2:13.838 (2)	79.85	0.501	12:57:37.364	
5 -	<b>1:28.994</b>	44.343	<b>2:13.337 (1)</b>	<b>80.15</b>		<b>12:59:50.701</b>	

P5 101		Andrew DAVIES		Yamaha - GIBSON EXHAUSTS			
IDEAL LAP TIME : 2:13.112		BEST LAP TIME : 2:13.112		DIFFERENCE : 0.000			
LAP	SECTOR 1	SECTOR 2	LAP TIME	MPH	DIFF	TIME OF DAY	
1 -		45.320	2:25.073	73.67	11.961	12:50:53.688	
2 -	1:31.080	44.415	2:15.495	78.88	2.383	12:53:09.183	
3 -	1:30.014	44.584	2:14.598 (3)	79.40	1.486	12:55:23.781	
4 -	1:30.055	44.183	2:14.238 (2)	79.62	1.126	12:57:38.019	
5 -	<b>1:29.181</b>	<b>43.931</b>	<b>2:13.112 (1)</b>	<b>80.29</b>		<b>12:59:51.131</b>	

P6 57		Geoff MOOK		Yamaha -			
IDEAL LAP TIME : 2:14.017		BEST LAP TIME : 2:14.112		DIFFERENCE : 0.095			
LAP	SECTOR 1	SECTOR 2	LAP TIME	MPH	DIFF	TIME OF DAY	
1 -		45.567	2:25.580	73.41	11.468	12:50:54.195	
2 -	1:30.710	44.809	2:15.519	78.86	1.407	12:53:09.714	
3 -	1:29.957	45.099	2:15.056 (3)	79.13	0.944	12:55:24.770	
4 -	1:29.535	<b>44.577</b>	<b>2:14.112 (1)</b>	<b>79.69</b>		<b>12:57:38.882</b>	
5 -	<b>1:29.440</b>	44.975	2:14.415 (2)	79.51	0.303	12:59:53.297	

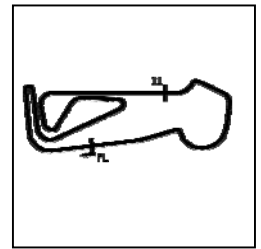
Weather / Track : Sunny / Dry

Snetterton 300  
Circuit Length = 2.9689 miles  
Start: 12:48 Flag 12:59 End: 13:01

# BMCRC - MRO Championships 2019 - Rnd 8 @ Snetterton

## DFDS Yamaha Past Masters

### RACE 4 - SECTOR ANALYSIS



SECTOR 1 = FL to I1, SECTOR 2 = I1 to FL, DIFF = Difference To Personal Best Lap, P = Crossed Finish Line in Pit Lane, D = Time Disallowed

P7 74		Paul WHITBY		Yamaha - Greybridge Ltd		
IDEAL LAP TIME : 2:14.095		BEST LAP TIME : 2:14.095		DIFFERENCE : 0.000		
LAP	SECTOR 1	SECTOR 2	LAP TIME	MPH	DIFF	TIME OF DAY
1 -		46.218	2:27.867	72.28	13.772	12:50:56.482
2 -	1:30.260	45.338	2:15.598	78.82	1.503	12:53:12.080
3 -	1:30.041	45.300	2:15.341 (3)	78.97	1.246	12:55:27.421
4 -	1:29.787	45.333	2:15.120 (2)	79.10	1.025	12:57:42.541
5 -	<b>1:29.042</b>	<b>45.053</b>	<b>2:14.095 (1)</b>	<b>79.70</b>		<b>12:59:56.636</b>

P8 95 C		Simon CLARK		Yamaha - Towan Motors, GardinerPage&Roe		
IDEAL LAP TIME : 2:16.074		BEST LAP TIME : 2:16.074		DIFFERENCE : 0.000		
LAP	SECTOR 1	SECTOR 2	LAP TIME	MPH	DIFF	TIME OF DAY
1 -		46.063	2:26.313	73.04	10.239	12:50:54.928
2 -	<b>1:31.231</b>	<b>44.843</b>	<b>2:16.074 (1)</b>	<b>78.54</b>		<b>12:53:11.002</b>
3 -	1:31.276	45.829	2:17.105 (3)	77.95	1.031	12:55:28.107
4 -	1:32.443	45.375	2:17.818	77.55	1.744	12:57:45.925
5 -	1:31.438	45.053	2:16.491 (2)	78.30	0.417	13:00:02.416

P9 83 C		Paul GODBOLD		Yamaha - Hill farm tree services		
IDEAL LAP TIME : 2:15.548		BEST LAP TIME : 2:15.548		DIFFERENCE : 0.000		
LAP	SECTOR 1	SECTOR 2	LAP TIME	MPH	DIFF	TIME OF DAY
1 -		45.998	2:28.650	71.90	13.102	12:50:57.265
2 -	1:31.270	45.711	2:16.981	78.02	1.433	12:53:14.246
3 -	1:30.903	45.918	2:16.821 (3)	78.11	1.273	12:55:31.067
4 -	1:30.834	45.486	2:16.320 (2)	78.40	0.772	12:57:47.387
5 -	<b>1:30.260</b>	<b>45.288</b>	<b>2:15.548 (1)</b>	<b>78.85</b>		<b>13:00:02.935</b>

P10 55		Paul TOLAND		Yamaha -		
IDEAL LAP TIME : 2:16.377		BEST LAP TIME : 2:16.377		DIFFERENCE : 0.000		
LAP	SECTOR 1	SECTOR 2	LAP TIME	MPH	DIFF	TIME OF DAY
1 -		46.278	2:27.695	72.36	11.318	12:50:56.310
2 -	1:31.686	45.412	2:17.098 (3)	77.95	0.721	12:53:13.408
3 -	<b>1:31.156</b>	<b>45.221</b>	<b>2:16.377 (1)</b>	<b>78.37</b>		<b>12:55:29.785</b>
4 -	1:31.611	45.252	2:16.863 (2)	78.09	0.486	12:57:46.648
5 -	1:31.661	45.639	2:17.300	77.84	0.923	13:00:03.948

P11 15 C		Billy PERKINS		Yamaha - Pip Carey		
IDEAL LAP TIME : 2:16.673		BEST LAP TIME : 2:16.929		DIFFERENCE : 0.256		
LAP	SECTOR 1	SECTOR 2	LAP TIME	MPH	DIFF	TIME OF DAY
1 -		46.596	2:28.026	72.20	11.097	12:50:56.641
2 -	1:31.389	<b>45.858</b>	2:17.247	77.87	0.318	12:53:13.888
3 -	1:31.123	45.927	2:17.050 (2)	77.98	0.121	12:55:30.938
4 -	1:30.882	46.204	2:17.086 (3)	77.96	0.157	12:57:48.024
5 -	<b>1:30.815</b>	46.114	<b>2:16.929 (1)</b>	<b>78.05</b>		<b>13:00:04.953</b>

P12 27 R		Richard HAYWARD		Yamaha - Gforce Motorcycles		
IDEAL LAP TIME : 2:16.682		BEST LAP TIME : 2:16.854		DIFFERENCE : 0.172		
LAP	SECTOR 1	SECTOR 2	LAP TIME	MPH	DIFF	TIME OF DAY
1 -		46.261	2:28.925	71.76	12.071	12:50:57.540
2 -	1:31.538	<b>45.316</b>	<b>2:16.854 (1)</b>	<b>78.09</b>		<b>12:53:14.394</b>
3 -	1:31.845	46.000	2:17.845 (2)	77.53	0.991	12:55:32.239
4 -	<b>1:31.366</b>	46.853	2:18.219 (3)	77.32	1.365	12:57:50.458
5 -	1:32.156	47.799	2:19.955	76.36	3.101	13:00:10.413

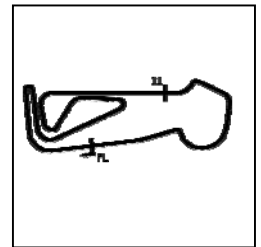
Weather / Track : Sunny / Dry

Snetterton 300  
Circuit Length = 2.9689 miles  
Start: 12:48 Flag 12:59 End: 13:01

# BMCRC - MRO Championships 2019 - Rnd 8 @ Snetterton

## DFDS Yamaha Past Masters

### RACE 4 - SECTOR ANALYSIS



SECTOR 1 = FL to I1, SECTOR 2 = I1 to FL, DIFF = Difference To Personal Best Lap, P = Crossed Finish Line in Pit Lane, D = Time Disallowed

P13 60 C Daniel GOUGH		Yamaha - G Force Motorcycles				
IDEAL LAP TIME : 2:18.097		BEST LAP TIME : 2:18.097		DIFFERENCE : 0.000		
LAP	SECTOR 1	SECTOR 2	LAP TIME	MPH	DIFF	TIME OF DAY
1 -		46.745	2:30.781	70.88	12.684	12:50:59.396
2 -	1:32.779	46.423	2:19.202	76.78	1.105	12:53:18.598
3 -	1:32.250	46.466	2:18.716 (2)	77.05	0.619	12:55:37.314
4 -	1:32.417	46.451	2:18.868 (3)	76.96	0.771	12:57:56.182
5 -	<b>1:31.799</b>	<b>46.298</b>	<b>2:18.097 (1)</b>	<b>77.39</b>		<b>13:00:14.279</b>

P14 72 C Chris THAY		Yamaha - Scell-it uk				
IDEAL LAP TIME : 2:18.949		BEST LAP TIME : 2:18.949		DIFFERENCE : 0.000		
LAP	SECTOR 1	SECTOR 2	LAP TIME	MPH	DIFF	TIME OF DAY
1 -		46.707	2:30.875	70.84	11.926	12:50:59.490
2 -	1:33.061	46.987	2:20.048 (2)	76.31	1.099	12:53:19.538
3 -	<b>1:32.296</b>	<b>46.653</b>	<b>2:18.949 (1)</b>	<b>76.92</b>		<b>12:55:38.487</b>
4 -	1:33.666	46.907	2:20.573 (3)	76.03	1.624	12:57:59.060
5 -	1:33.441	47.332	2:20.773	75.92	1.824	13:00:19.833

P15 46 C Kevin MARSHALL		Yamaha -				
IDEAL LAP TIME : 2:24.441		BEST LAP TIME : 2:24.916		DIFFERENCE : 0.475		
LAP	SECTOR 1	SECTOR 2	LAP TIME	MPH	DIFF	TIME OF DAY
1 -		52.354	2:38.585	67.39	13.669	12:51:07.200
2 -	1:37.273	49.249	2:26.522	72.94	1.606	12:53:33.722
3 -	1:36.813	49.218	2:26.031 (3)	73.19	1.115	12:55:59.753
4 -	1:36.347	<b>48.569</b>	<b>2:24.916 (1)</b>	<b>73.75</b>		<b>12:58:24.669</b>
5 -	<b>1:35.872</b>	49.088	2:24.960 (2)	73.73	0.044	13:00:49.629

P16 87 Denise BUTTON		Yamaha -				
IDEAL LAP TIME : 2:28.500		BEST LAP TIME : 2:28.572		DIFFERENCE : 0.072		
LAP	SECTOR 1	SECTOR 2	LAP TIME	MPH	DIFF	TIME OF DAY
1 -		49.500	2:39.088	67.18	10.516	12:51:07.703
2 -	1:39.724	50.197	2:29.921	71.29	1.349	12:53:37.624
3 -	1:39.177	<b>49.395</b>	<b>2:28.572 (1)</b>	<b>71.93</b>		<b>12:56:06.196</b>
4 -	1:39.917	49.622	2:29.539 (3)	71.47	0.967	12:58:35.735
5 -	<b>1:39.105</b>	49.848	2:28.953 (2)	71.75	0.381	13:01:04.688

P17 78 Gary BUTTON		Yamaha -				
IDEAL LAP TIME : 2:28.959		BEST LAP TIME : 2:28.965		DIFFERENCE : 0.006		
LAP	SECTOR 1	SECTOR 2	LAP TIME	MPH	DIFF	TIME OF DAY
1 -		51.700	2:44.259	65.06	15.294	12:51:12.874
2 -	<b>1:38.693</b>	50.272	<b>2:28.965 (1)</b>	<b>71.74</b>		<b>12:53:41.839</b>
3 -	1:38.830	<b>50.266</b>	2:29.096 (2)	71.68	0.131	12:56:10.935
4 -	1:39.417	50.479	2:29.896 (3)	71.30	0.931	12:58:40.831
5 -	1:39.553	51.061	2:30.614	70.96	1.649	13:01:11.445

P18 99 C Paul FIRTH		Yamaha -				
IDEAL LAP TIME : 2:30.011		BEST LAP TIME : 2:30.011		DIFFERENCE : 0.000		
LAP	SECTOR 1	SECTOR 2	LAP TIME	MPH	DIFF	TIME OF DAY
1 -		51.612	2:44.969	64.78	14.958	12:51:13.584
2 -	1:41.924	51.633	2:33.557	69.60	3.546	12:53:47.141
3 -	1:40.125	50.892	2:31.017 (2)	70.77	1.006	12:56:18.158
4 -	1:41.008	50.775	2:31.783 (3)	70.41	1.772	12:58:49.941
5 -	<b>1:39.469</b>	<b>50.542</b>	<b>2:30.011 (1)</b>	<b>71.24</b>		<b>13:01:19.952</b>

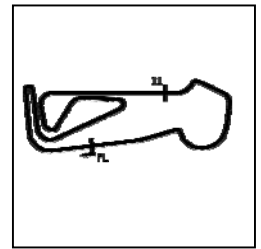
Weather / Track : Sunny / Dry

Snetterton 300  
 Circuit Length = 2.9689 miles  
 Start: 12:48 Flag 12:59 End: 13:01

# BMCRC - MRO Championships 2019 - Rnd 8 @ Snetterton

## DFDS Yamaha Past Masters

### RACE 4 - SECTOR ANALYSIS



SECTOR 1 = FL to I1, SECTOR 2 = I1 to FL, DIFF = Difference To Personal Best Lap, P = Crossed Finish Line in Pit Lane, D = Time Disallowed

P19 31 R		Rob FARMER		Yamaha - Tempest Revivals / Obsession Engineering		
IDEAL LAP TIME : 2:30.294		BEST LAP TIME : 2:30.294		DIFFERENCE : 0.000		
LAP	SECTOR 1	SECTOR 2	LAP TIME	MPH	DIFF	TIME OF DAY
1 -		51.826	2:46.686	64.12	16.392	12:51:15.301
2 -	1:40.910	51.465	2:32.375	70.14	2.081	12:53:47.676
3 -	1:41.358	50.507	2:31.865 (3)	70.37	1.571	12:56:19.541
4 -	1:40.898	50.762	2:31.660 (2)	70.47	1.366	12:58:51.201
5 -	<b>1:39.845</b>	<b>50.449</b>	<b>2:30.294 (1)</b>	<b>71.11</b>		<b>13:01:21.495</b>

P20 67 C		Mark BAILEY		Yamaha - Gforce motorcycles		
IDEAL LAP TIME : 2:30.153		BEST LAP TIME : 2:30.153		DIFFERENCE : 0.000		
LAP	SECTOR 1	SECTOR 2	LAP TIME	MPH	DIFF	TIME OF DAY
1 -		53.003	2:44.746	64.87	14.593	12:51:13.361
2 -	1:42.044	51.816	2:33.860	69.46	3.707	12:53:47.221
3 -	1:42.026	51.689	2:33.715 (3)	69.53	3.562	12:56:20.936
4 -	1:40.519	50.716	2:31.235 (2)	70.67	1.082	12:58:52.171
5 -	<b>1:40.120</b>	<b>50.033</b>	<b>2:30.153 (1)</b>	<b>71.18</b>		<b>13:01:22.324</b>

P21 59 C		Neil HESMAN		Yamaha - Farkham Hall		
IDEAL LAP TIME : 2:30.654		BEST LAP TIME : 2:30.791		DIFFERENCE : 0.137		
LAP	SECTOR 1	SECTOR 2	LAP TIME	MPH	DIFF	TIME OF DAY
1 -		52.162	2:45.716	64.49	14.925	12:51:14.331
2 -	1:42.078	52.479	2:34.557	69.15	3.766	12:53:48.888
3 -	1:41.998	<b>50.723</b>	2:32.721 (3)	69.98	1.930	12:56:21.609
4 -	1:40.046	50.745	<b>2:30.791 (1)</b>	<b>70.88</b>		<b>12:58:52.400</b>
5 -	<b>1:39.931</b>	51.072	2:31.003 (2)	70.78	0.212	13:01:23.403

P22 32 R		Lorraine ANSON		Yamaha - Wallis & Whalin Racing		
IDEAL LAP TIME : 2:34.107		BEST LAP TIME : 2:34.177		DIFFERENCE : 0.070		
LAP	SECTOR 1	SECTOR 2	LAP TIME	MPH	DIFF	TIME OF DAY
1 -		52.077	2:46.324	64.26	12.147	12:51:14.939
2 -	<b>1:42.132</b>	52.045	<b>2:34.177 (1)</b>	<b>69.32</b>		<b>12:53:49.116</b>
3 -	1:42.651	53.018	2:35.669	68.65	1.492	12:56:24.785
4 -	1:43.631	<b>51.975</b>	2:35.606 (3)	68.68	1.429	12:59:00.391
5 -	1:42.219	52.140	2:34.359 (2)	69.24	0.182	13:01:34.750

P23 100 R		Trevor REEVE		Yamaha - www.ypmrc.co.uk		
IDEAL LAP TIME : 2:36.407		BEST LAP TIME : 2:36.407		DIFFERENCE : 0.000		
LAP	SECTOR 1	SECTOR 2	LAP TIME	MPH	DIFF	TIME OF DAY
1 -		55.257	2:54.743	61.16	18.336	12:51:23.358
2 -	1:45.627	54.506	2:40.133 (3)	66.74	3.726	12:54:03.491
3 -	1:43.890	54.163	2:38.053 (2)	67.62	1.646	12:56:41.544
4 -	<b>1:43.048</b>	<b>53.359</b>	<b>2:36.407 (1)</b>	<b>68.33</b>		<b>12:59:17.951</b>

P24 33 R		Kieran LEWIS		Yamaha - Controls For Doors Ltd/ G Force Motorcycles		
IDEAL LAP TIME : 2:39.844		BEST LAP TIME : 2:39.844		DIFFERENCE : 0.000		
LAP	SECTOR 1	SECTOR 2	LAP TIME	MPH	DIFF	TIME OF DAY
1 -		54.441	2:53.458	61.61	13.614	12:51:22.073
2 -	1:47.408	54.802	2:42.210 (3)	65.89	2.366	12:54:04.283
3 -	1:46.652	54.031	2:40.683 (2)	66.51	0.839	12:56:44.966
4 -	<b>1:46.453</b>	<b>53.391</b>	<b>2:39.844 (1)</b>	<b>66.86</b>		<b>12:59:24.810</b>

P25 70		Andrew BURSCOUGH		Yamaha - Apollo Tuning		
IDEAL LAP TIME :		BEST LAP TIME :		DIFFERENCE :		
LAP	SECTOR 1	SECTOR 2	LAP TIME	MPH	DIFF	TIME OF DAY
1 -		<b>45.936</b>	2:24.179	74.13		12:50:52.794

Weather / Track : Sunny / Dry

Snetterton 300  
Circuit Length = 2.9689 miles  
Start: 12:48 Flag 12:59 End: 13:01

# BMCRC - MRO Championships 2019 - Rnd 8 @ Snetterton

## DFDS Yamaha Past Masters

### RACE 4 - BEST SECTORS

SECTOR 1			SECTOR 2			IDEAL / BEST COMPARISON						
POS	NO	NAME	TIME	NO	NAME	TIME	POS	NO	NAME	IDEAL	BEST	DIFF
									<b>PERFECT LAP</b>	<b>2:07.619</b>		
1	13	EDMONDSON	1:25.117	13	EDMONDSON	42.502	1	13	EDMONDSON	2:07.619	2:07.912	0.293
2	24	CARSON	1:27.594	24	CARSON	43.645	2	24	CARSON	2:11.239	2:11.465	0.226
3	81	GRANT	1:27.973	101	DAVIES	43.931	3	81	GRANT	2:12.248	2:12.547	0.299
4	19	BRANTON	1:28.994	81	GRANT	44.275	4	101	DAVIES	2:13.112	2:13.112	0.000
5	74	WHITBY	1:29.042	19	BRANTON	44.325	5	19	BRANTON	2:13.319	2:13.337	0.018
6	101	DAVIES	1:29.181	57	MOOK	44.577	6	57	MOOK	2:14.017	2:14.112	0.095
7	57	MOOK	1:29.440	95	CLARK	44.843	7	74	WHITBY	2:14.095	2:14.095	0.000
8	83	GODBOLD	1:30.260	74	WHITBY	45.053	8	83	GODBOLD	2:15.548	2:15.548	0.000
9	15	PERKINS	1:30.815	55	TOLAND	45.221	9	95	CLARK	2:16.074	2:16.074	0.000
10	55	TOLAND	1:31.156	83	GODBOLD	45.288	10	55	TOLAND	2:16.377	2:16.377	0.000
11	95	CLARK	1:31.231	27	HAYWARD	45.316	11	15	PERKINS	2:16.673	2:16.929	0.256
12	27	HAYWARD	1:31.366	15	PERKINS	45.858	12	27	HAYWARD	2:16.682	2:16.854	0.172
13	60	GOUGH	1:31.799	70	BURSCOUGH	45.936	13	60	GOUGH	2:18.097	2:18.097	0.000
14	72	THAY	1:32.296	60	GOUGH	46.298	14	72	THAY	2:18.949	2:18.949	0.000
15	46	MARSHALL	1:35.872	72	THAY	46.653	15	46	MARSHALL	2:24.441	2:24.916	0.475
16	78	BUTTON	1:38.693	46	MARSHALL	48.569	16	87	BUTTON	2:28.500	2:28.572	0.072
17	87	BUTTON	1:39.105	87	BUTTON	49.395	17	78	BUTTON	2:28.959	2:28.965	0.006
18	99	FIRTH	1:39.469	67	BAILEY	50.033	18	99	FIRTH	2:30.011	2:30.011	0.000
19	31	FARMER	1:39.845	78	BUTTON	50.266	19	67	BAILEY	2:30.153	2:30.153	0.000
20	59	HESMAN	1:39.931	31	FARMER	50.449	20	31	FARMER	2:30.294	2:30.294	0.000
21	67	BAILEY	1:40.120	99	FIRTH	50.542	21	59	HESMAN	2:30.654	2:30.791	0.137
22	32	ANSON	1:42.132	59	HESMAN	50.723	22	32	ANSON	2:34.107	2:34.177	0.070
23	100	REEVE	1:43.048	32	ANSON	51.975	23	100	REEVE	2:36.407	2:36.407	0.000
24	33	LEWIS	1:46.453	100	REEVE	53.359	24	33	LEWIS	2:39.844	2:39.844	0.000
25				33	LEWIS	53.391	25	70	BURSCOUGH			

Weather / Track : Sunny / Dry

Results can be found at [www.tsl-timing.com](http://www.tsl-timing.com)

Snetterton 300

Circuit Length = 2.9689 miles

Start: 12:48 Flag 12:59 End: 13:01

Printed - 13:03 Saturday, 14 September 2019



**BMCRC - MRO Championships 2019 - Rnd 8 @ Snetterton**
**DFDS Yamaha Past Masters**
**RACE 12 - GRID (5 Laps)**

ROW 10	1		1		28	<b>69</b> Mark ELLERAY				
ROW 9		27	<b>42</b> Martin PEARSON	26	<b>77</b> Neil GRANT	25	<b>70</b> Andrew BURSCOUGH			
ROW 8	24	2:39.844	<b>33</b> Kieran LEWIS	23	2:36.407	<b>100</b> Trevor REEVE	22	2:34.177	<b>32</b> Lorraine ANSON	
ROW 7		21	2:30.791	<b>59</b> Neil HESMAN	20	2:30.294	<b>31</b> Rob FARMER	19	2:30.153	<b>67</b> Mark BAILEY
ROW 6	18	2:30.011	<b>99</b> Paul FIRTH	17	2:28.965	<b>78</b> Gary BUTTON	16	2:28.572	<b>87</b> Denise BUTTON	
ROW 5		15	2:24.916	<b>46</b> Kevin MARSHALL	14	2:18.949	<b>72</b> Chris THAY	13	2:18.097	<b>60</b> Daniel GOUGH
ROW 4	12	2:16.929	<b>15</b> Billy PERKINS	11	2:16.854	<b>27</b> Richard HAYWARD	10	2:16.377	<b>55</b> Paul TOLAND	
ROW 3		9	2:16.074	<b>95</b> Simon CLARK	8	2:15.548	<b>83</b> Paul GODBOLD	7	2:14.112	<b>57</b> Geoff MOOK
ROW 2	6	2:14.095	<b>74</b> Paul WHITBY	5	2:13.337	<b>19</b> Peter BRANTON	4	2:13.112	<b>101</b> Andrew DAVIES	
ROW 1		3	2:12.547	<b>81</b> Scott GRANT	2	2:11.465	<b>24</b> Scott CARSON	1	2:07.912	<b>13</b> Doug EDMONDSON
									<b>Pole</b>	

Snetterton 300  
Circuit Length = 2.9689 miles

These results are provisional until the conclusion of any judicial and technical matters.

Clerk Of Course :	Steward :	Timekeeper :
-------------------	-----------	--------------

Results can be found at [www.tsl-timing.com](http://www.tsl-timing.com)

Printed - 13:04 Saturday, 14 September 2019



# BMCRC - MRO Championships 2019 - Rnd 8 @ Snetterton

## DFDS Yamaha Past Masters

### RACE 12 - CLASSIFICATION

POS	NO	CL	PIC NAME	ENTRY	LAPS	TIME	GAP	DIFF	MPH	BEST	ON
1	13		Doug EDMONDSON	Yamaha - Stan Stephens Tuning	5	10:54.638			81.63	2:07.999	2
2	24		Scott CARSON	Yamaha - Brian Grays Powerbiking,All England Diar	5	11:06.071	11.433	11.433	80.23	2:10.262	2
3	19		Peter BRANTON	Yamaha -	5	11:17.769	23.131	11.698	78.84	2:13.377	3
4	81		Scott GRANT	Yamaha -	5	11:26.507	31.869	8.738	77.84	2:14.594	5
5	101		Andrew DAVIES	Yamaha - GIBSON EXHAUSTS	5	11:26.624	31.986	0.117	77.83	2:14.460	4
6	74		Paul WHITBY	Yamaha - Greybridge Ltd	5	11:26.715	32.077	0.091	77.82	2:14.342	5
7	70		Andrew BURSCOUGH	Yamaha - Apollo Tuning	5	11:26.936	32.298	0.221	77.79	2:14.120	5
8	57	C	Geoff MOOK	Yamaha -	5	11:28.025	33.387	1.089	77.67	2:14.659	5
9	15	C	Billy PERKINS	Yamaha - Pip Carey	5	11:42.777	48.139	14.752	76.04	2:17.624	2
10	83	C	Paul GODBOLD	Yamaha - Hill farm tree services	5	11:44.305	49.667	1.528	75.87	2:17.789	5
11	27	R	Richard HAYWARD	Yamaha - Gforce Motorcycles	5	11:44.485	49.847	0.180	75.85	2:17.720	5
12	55		Paul TOLAND	Yamaha -	5	11:44.885	50.247	0.400	75.81	2:16.772	5
13	60	C	Daniel GOUGH	Yamaha - G Force Motorcycles	5	11:46.633	51.995	1.748	75.62	2:17.145	4
14	72	C	Chris THAY	Yamaha - Scell-it uk	5	12:11.851	1:17.213	25.218	73.02	2:22.572	2
15	46	C	Kevin MARSHALL	Yamaha -	5	12:15.699	1:21.061	3.848	72.63	2:24.506	5
16	87		Denise BUTTON	Yamaha -	5	12:41.517	1:46.879	25.818	70.17	2:28.724	2
17	67	C	Mark BAILEY	Yamaha - Gforce motorcycles	5	12:43.072	1:48.434	1.555	70.03	2:28.422	5
18	78		Gary BUTTON	Yamaha -	5	12:46.961	1:52.323	3.889	69.67	2:30.091	5
19	31	R	Rob FARMER	Yamaha - Tempest Revivals / Obsession Engineerir	5	12:48.303	1:53.665	1.342	69.55	2:29.824	4
20	59	C	Neil HESMAN	Yamaha - Farkham Hall	5	12:52.088	1:57.450	3.785	69.21	2:31.081	2
21	99	C	Paul FIRTH	Yamaha -	5	12:53.132	1:58.494	1.044	69.12	2:31.312	4
22	100	R	Trevor REEVE	Yamaha - www.ypmrc.co.uk	5	13:02.338	2:07.700	9.206	68.30	2:32.165	5
23	32	R	Lorraine ANSON	Yamaha - Wallis & Whalin Racing	5	13:02.357	2:07.719	0.019	68.30	2:31.881	5
24	69	C	Mark ELLERAY	Yamaha - Abbot Solutions Ltd	5	13:21.702	2:27.064	19.345	66.65	2:37.003	2
25	33	R	Kieran LEWIS	Yamaha - Controls For Doors Ltd/ G Force Motorcyc	5	13:31.229	2:36.591	9.527	65.87	2:39.093	2

#### NOT CLASSIFIED

DNF	95	C	Simon CLARK	Yamaha - Towan Motors, GardinerPage&Roe	4	9:13.960	1 Lap	1 Lap	77.17	2:15.507	2
DNF	77	C	Neil GRANT	Yamaha - Merlin Pipes	1	2:28.035	4 Laps	3 Laps	72.19		

#### FASTEST LAP

13			Doug EDMONDSON	Yamaha - Stan Stephens Tuning	2	2:07.999		83.50 mph	134.38 kph
57	C		Geoff MOOK	Yamaha -	5	2:14.659		79.37 mph	127.73 kph
27	R		Richard HAYWARD	Yamaha - Gforce Motorcycles	5	2:17.720		77.60 mph	124.89 kph

Class - 92.5% of Race Speed = 75.50 mph  
 Class C - 92.5% of Race Speed = 71.84 mph  
 Class R - 92.5% of Race Speed = 70.16 mph

Snetterton 300  
 Circuit Length = 2.9689 miles  
 Start: 15:46 Flag 15:57 End: 16:00

Weather / Track : Sunny / Dry

These results are provisional until the conclusion of any judicial and technical matters.

Clerk Of Course :	Steward :	Timekeeper :
-------------------	-----------	--------------

Results can be found at [www.tsl-timing.com](http://www.tsl-timing.com)

Printed - 16:01 Saturday, 14 September 2019



# BMCRC - MRO Championships 2019 - Rnd 8 @ Snetterton

## DFDS Yamaha Past Masters

### RACE 12 - LAP CHART

#### LAP 1 @ 15:49:09.485

NO	BEHIND	LAP TIME
13		2:17.114
24	1.107	2:18.221
19	4.682	2:21.796
81	6.705	2:23.819
57	6.916	2:24.030
101	7.052	2:24.166
74	7.648	2:24.762
70	9.109	2:26.223
55	9.691	2:26.805
95	9.773	2:26.887
83	9.908	2:27.022
77	10.921	2:28.035
15	11.205	2:28.319
27	12.040	2:29.154
60	12.614	2:29.728
72	14.169	2:31.283
46	19.476	2:36.590
78	21.521	2:38.635
87	23.226	2:40.340
67	24.257	2:41.371
59	26.983	2:44.097
99	28.419	2:45.533
32	28.525	2:45.639
31	28.721	2:45.835
100	31.131	2:48.245
69	32.050	2:49.164
33	34.819	2:51.933

#### LAP 2 @ 15:51:17.484

NO	BEHIND	LAP TIME
13		2:07.999
24	3.370	2:10.262
19	11.103	2:14.420
81	15.038	2:16.332
57	15.519	2:16.602
74	15.897	2:16.248
101	15.961	2:16.908
70	16.742	2:15.632
95	17.281	2:15.507
15	20.830	2:17.624
55	23.816	2:22.124
83	23.949	2:22.040
27	23.983	2:19.942
60	24.410	2:19.795
72	28.742	2:22.572
46	36.634	2:25.157
87	43.951	2:28.724
78	46.364	2:32.842
67	46.796	2:30.538
59	50.065	2:31.081
31	50.736	2:30.014
99	52.779	2:32.359
32	55.094	2:34.568
100	57.472	2:34.340
69	1:01.054	2:37.003
33	1:05.913	2:39.093

#### LAP 3 @ 15:53:26.654

NO	BEHIND	LAP TIME
13		2:09.170
24	5.745	2:11.545

19	15.310	2:13.377
74	22.377	2:15.650
81	22.619	2:16.751
57	23.162	2:16.813
101	23.217	2:16.426
70	23.706	2:16.134
95	23.812	2:15.701
15	31.154	2:19.494
83	34.238	2:19.459
27	34.467	2:19.654
55	35.552	2:20.906
60	35.793	2:20.553
72	45.265	2:25.693
46	52.364	2:24.900
87	1:04.623	2:29.842
67	1:08.945	2:31.319
78	1:09.154	2:31.960
31	1:12.167	2:30.601
59	1:12.250	2:31.355
99	1:15.959	2:32.350
32	1:22.774	2:36.850
100	1:22.867	2:34.565
69	1:31.076	2:39.192
33	1:37.246	2:40.503

15	48.139	2:18.681
83	49.667	2:17.789
27	49.847	2:17.720
55	50.247	2:16.772
60	51.995	2:19.412
72	1:17.213	2:26.214
46	1:21.061	2:24.506
87	1:46.879	2:32.516
67	1:48.434	2:28.422
78	1:52.323	2:30.091
31	1:53.665	2:32.029
59	1:57.450	2:32.804
99	1:58.494	2:31.578
100	2:07.700	2:32.165
32	2:07.719	2:31.881
69	2:27.064	2:37.630
33	2:36.591	2:40.208

#### LAP 4 @ 15:55:36.014

NO	BEHIND	LAP TIME
13		2:09.360
24	9.273	2:12.888
19	19.821	2:13.871
81	28.270	2:15.011
101	28.317	2:14.460
74	28.730	2:15.713
70	29.173	2:14.827
57	29.723	2:15.921
95	30.317	2:15.865
15	40.453	2:18.659
83	42.873	2:17.995
27	43.122	2:18.015
60	43.578	2:17.145
55	44.470	2:18.278
72	1:01.994	2:26.089
46	1:07.550	2:24.546
87	1:25.358	2:30.095
67	1:31.007	2:31.422
31	1:32.631	2:29.824
78	1:33.227	2:33.433
59	1:35.641	2:32.751
99	1:37.911	2:31.312
100	1:46.530	2:33.023
32	1:46.833	2:33.419
69	2:00.429	2:38.713
33	2:07.378	2:39.492

#### LAP 5 @ 15:57:47.009

NO	BEHIND	LAP TIME
13		2:10.995
24	11.433	2:13.155
19	23.131	2:14.305
81	31.869	2:14.594
101	31.986	2:14.664
74	32.077	2:14.342
70	32.298	2:14.120
57	33.387	2:14.659

Weather / Track : Sunny / Dry

Results can be found at [www.tsl-timing.com](http://www.tsl-timing.com)

Snetterton 300

Circuit Length = 2.9689 miles

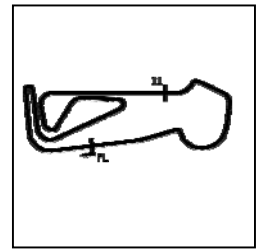
Start: 15:46 Flag 15:57 End: 16:00

Printed - 16:02 Saturday, 14 September 2019

# BMCRC - MRO Championships 2019 - Rnd 8 @ Snetterton

## DFDS Yamaha Past Masters

### RACE 12 - SECTOR ANALYSIS



SECTOR 1 = FL to I1, SECTOR 2 = I1 to FL, DIFF = Difference To Personal Best Lap, P = Crossed Finish Line in Pit Lane, D = Time Disallowed

P1 13		Doug EDMONDSON		Yamaha - Stan Stephens Tuning		
IDEAL LAP TIME : 2:07.999		BEST LAP TIME : 2:07.999		DIFFERENCE : 0.000		
LAP	SECTOR 1	SECTOR 2	LAP TIME	MPH	DIFF	TIME OF DAY
1 -		43.082	2:17.114	77.95	9.115	15:49:09.485
2 -	<b>1:25.188</b>	<b>42.811</b>	<b>2:07.999 (1)</b>	<b>83.50</b>		<b>15:51:17.484</b>
3 -	1:26.111	43.059	2:09.170 (2)	82.74	1.171	15:53:26.654
4 -	1:26.155	43.205	2:09.360 (3)	82.62	1.361	15:55:36.014
5 -	1:26.573	44.422	2:10.995	81.59	2.996	15:57:47.009

P2 24		Scott CARSON		Yamaha - Brian Grays Powerbiking, All England Diamond Drilling		
IDEAL LAP TIME : 2:10.226		BEST LAP TIME : 2:10.262		DIFFERENCE : 0.036		
LAP	SECTOR 1	SECTOR 2	LAP TIME	MPH	DIFF	TIME OF DAY
1 -		<b>43.332</b>	2:18.221	77.32	7.959	15:49:10.592
2 -	<b>1:26.894</b>	43.368	<b>2:10.262 (1)</b>	<b>82.05</b>		<b>15:51:20.854</b>
3 -	1:27.551	43.994	2:11.545 (2)	81.25	1.283	15:53:32.399
4 -	1:28.394	44.494	2:12.888 (3)	80.42	2.626	15:55:45.287
5 -	1:28.671	44.484	2:13.155	80.26	2.893	15:57:58.442

P3 19		Peter BRANTON		Yamaha -		
IDEAL LAP TIME : 2:13.352		BEST LAP TIME : 2:13.377		DIFFERENCE : 0.025		
LAP	SECTOR 1	SECTOR 2	LAP TIME	MPH	DIFF	TIME OF DAY
1 -		<b>44.191</b>	2:21.796	75.37	8.419	15:49:14.167
2 -	1:30.018	44.402	2:14.420	79.51	1.043	15:51:28.587
3 -	<b>1:29.161</b>	44.216	<b>2:13.377 (1)</b>	<b>80.13</b>		<b>15:53:41.964</b>
4 -	1:29.329	44.542	2:13.871 (2)	79.83	0.494	15:55:55.835
5 -	1:29.440	44.865	2:14.305 (3)	79.58	0.928	15:58:10.140

P4 81		Scott GRANT		Yamaha -		
IDEAL LAP TIME : 2:14.419		BEST LAP TIME : 2:14.594		DIFFERENCE : 0.175		
LAP	SECTOR 1	SECTOR 2	LAP TIME	MPH	DIFF	TIME OF DAY
1 -		45.430	2:23.819	74.31	9.225	15:49:16.190
2 -	1:30.992	45.340	2:16.332 (3)	78.39	1.738	15:51:32.522
3 -	1:31.064	45.687	2:16.751	78.15	2.157	15:53:49.273
4 -	<b>1:29.641</b>	45.370	2:15.011 (2)	79.16	0.417	15:56:04.284
5 -	1:29.816	<b>44.778</b>	<b>2:14.594 (1)</b>	<b>79.40</b>		<b>15:58:18.878</b>

P5 101		Andrew DAVIES		Yamaha - GIBSON EXHAUSTS		
IDEAL LAP TIME : 2:14.460		BEST LAP TIME : 2:14.460		DIFFERENCE : 0.000		
LAP	SECTOR 1	SECTOR 2	LAP TIME	MPH	DIFF	TIME OF DAY
1 -		45.666	2:24.166	74.13	9.706	15:49:16.537
2 -	1:31.351	45.557	2:16.908	78.06	2.448	15:51:33.445
3 -	1:31.538	44.888	2:16.426 (3)	78.34	1.966	15:53:49.871
4 -	<b>1:29.822</b>	<b>44.638</b>	<b>2:14.460 (1)</b>	<b>79.48</b>		<b>15:56:04.331</b>
5 -	1:29.867	44.797	2:14.664 (2)	79.36	0.204	15:58:18.995

P6 74		Paul WHITBY		Yamaha - Greybridge Ltd		
IDEAL LAP TIME : 2:14.342		BEST LAP TIME : 2:14.342		DIFFERENCE : 0.000		
LAP	SECTOR 1	SECTOR 2	LAP TIME	MPH	DIFF	TIME OF DAY
1 -		45.842	2:24.762	73.83	10.420	15:49:17.133
2 -	1:30.628	45.620	2:16.248	78.44	1.906	15:51:33.381
3 -	1:30.158	45.492	2:15.650 (2)	78.79	1.308	15:53:49.031
4 -	1:30.752	44.961	2:15.713 (3)	78.75	1.371	15:56:04.744
5 -	<b>1:29.642</b>	<b>44.700</b>	<b>2:14.342 (1)</b>	<b>79.55</b>		<b>15:58:19.086</b>

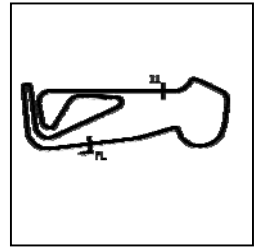
Weather / Track : Sunny / Dry

Snetterton 300  
Circuit Length = 2.9689 miles  
Start: 15:46 Flag 15:57 End: 16:00

# BMCRC - MRO Championships 2019 - Rnd 8 @ Snetterton

## DFDS Yamaha Past Masters

### RACE 12 - SECTOR ANALYSIS



SECTOR 1 = FL to I1, SECTOR 2 = I1 to FL, DIFF = Difference To Personal Best Lap, P = Crossed Finish Line in Pit Lane, D = Time Disallowed

P7 70		Andrew BURSCOUGH		Yamaha - Apollo Tuning		
IDEAL LAP TIME : 2:14.120		BEST LAP TIME : 2:14.120		DIFFERENCE : 0.000		
LAP	SECTOR 1	SECTOR 2	LAP TIME	MPH	DIFF	TIME OF DAY
1 -		45.110	2:26.223	73.09	12.103	15:49:18.594
2 -	1:30.223	45.409	2:15.632 (3)	78.80	1.512	15:51:34.226
3 -	1:30.266	45.868	2:16.134	78.51	2.014	15:53:50.360
4 -	1:29.655	45.172	2:14.827 (2)	79.27	0.707	15:56:05.187
5 -	<b>1:29.598</b>	<b>44.522</b>	<b>2:14.120 (1)</b>	<b>79.69</b>		<b>15:58:19.307</b>

P8 57 C		Geoff MOOK		Yamaha -		
IDEAL LAP TIME : 2:14.659		BEST LAP TIME : 2:14.659		DIFFERENCE : 0.000		
LAP	SECTOR 1	SECTOR 2	LAP TIME	MPH	DIFF	TIME OF DAY
1 -		45.663	2:24.030	74.20	9.371	15:49:16.401
2 -	1:30.857	45.745	2:16.602 (3)	78.24	1.943	15:51:33.003
3 -	1:31.404	45.409	2:16.813	78.12	2.154	15:53:49.816
4 -	1:30.641	45.280	2:15.921 (2)	78.63	1.262	15:56:05.737
5 -	<b>1:29.769</b>	<b>44.890</b>	<b>2:14.659 (1)</b>	<b>79.37</b>		<b>15:58:20.396</b>

P9 15 C		Billy PERKINS		Yamaha - Pip Carey		
IDEAL LAP TIME : 2:17.461		BEST LAP TIME : 2:17.624		DIFFERENCE : 0.163		
LAP	SECTOR 1	SECTOR 2	LAP TIME	MPH	DIFF	TIME OF DAY
1 -		46.477	2:28.319	72.06	10.695	15:49:20.690
2 -	<b>1:31.034</b>	46.590	<b>2:17.624 (1)</b>	<b>77.66</b>		<b>15:51:38.314</b>
3 -	1:32.432	47.062	2:19.494	76.62	1.870	15:53:57.808
4 -	1:32.232	<b>46.427</b>	2:18.659 (2)	77.08	1.035	15:56:16.467
5 -	1:32.225	46.456	2:18.681 (3)	77.06	1.057	15:58:35.148

P10 83 C		Paul GODBOLD		Yamaha - Hill farm tree services		
IDEAL LAP TIME : 2:16.351		BEST LAP TIME : 2:17.789		DIFFERENCE : 1.438		
LAP	SECTOR 1	SECTOR 2	LAP TIME	MPH	DIFF	TIME OF DAY
1 -		45.882	2:27.022	72.69	9.233	15:49:19.393
2 -	<b>1:30.719</b>	51.321	2:22.040	75.24	4.251	15:51:41.433
3 -	1:33.267	46.192	2:19.459 (3)	76.63	1.670	15:54:00.892
4 -	1:32.363	<b>45.632</b>	2:17.995 (2)	77.45	0.206	15:56:18.887
5 -	1:31.874	45.915	<b>2:17.789 (1)</b>	<b>77.56</b>		<b>15:58:36.676</b>

P11 27 R		Richard HAYWARD		Yamaha - Gforce Motorcycles		
IDEAL LAP TIME : 2:17.720		BEST LAP TIME : 2:17.720		DIFFERENCE : 0.000		
LAP	SECTOR 1	SECTOR 2	LAP TIME	MPH	DIFF	TIME OF DAY
1 -		46.093	2:29.154	71.65	11.434	15:49:21.525
2 -	1:32.353	47.589	2:19.942	76.37	2.222	15:51:41.467
3 -	1:33.165	46.489	2:19.654 (3)	76.53	1.934	15:54:01.121
4 -	1:32.403	45.612	2:18.015 (2)	77.44	0.295	15:56:19.136
5 -	<b>1:32.256</b>	<b>45.464</b>	<b>2:17.720 (1)</b>	<b>77.60</b>		<b>15:58:36.856</b>

P12 55		Paul TOLAND		Yamaha -		
IDEAL LAP TIME : 2:16.772		BEST LAP TIME : 2:16.772		DIFFERENCE : 0.000		
LAP	SECTOR 1	SECTOR 2	LAP TIME	MPH	DIFF	TIME OF DAY
1 -		46.455	2:26.805	72.80	10.033	15:49:19.176
2 -	1:34.579	47.545	2:22.124	75.20	5.352	15:51:41.300
3 -	1:33.876	47.030	2:20.906 (3)	75.85	4.134	15:54:02.206
4 -	1:31.811	46.467	2:18.278 (2)	77.29	1.506	15:56:20.484
5 -	<b>1:31.550</b>	<b>45.222</b>	<b>2:16.772 (1)</b>	<b>78.14</b>		<b>15:58:37.256</b>

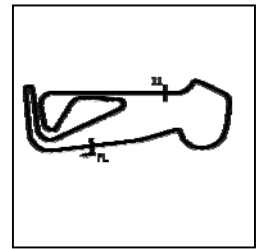
Weather / Track : Sunny / Dry

Snetterton 300  
Circuit Length = 2.9689 miles  
Start: 15:46 Flag 15:57 End: 16:00

# BMCRC - MRO Championships 2019 - Rnd 8 @ Snetterton

## DFDS Yamaha Past Masters

### RACE 12 - SECTOR ANALYSIS



SECTOR 1 = FL to I1, SECTOR 2 = I1 to FL, DIFF = Difference To Personal Best Lap, P = Crossed Finish Line in Pit Lane, D = Time Disallowed

P13 60 C Daniel GOUGH		Yamaha - G Force Motorcycles				
IDEAL LAP TIME : 2:17.145		BEST LAP TIME : 2:17.145		DIFFERENCE : 0.000		
LAP	SECTOR 1	SECTOR 2	LAP TIME	MPH	DIFF	TIME OF DAY
1 -		46.183	2:29.728	71.38	12.583	15:49:22.099
2 -	1:31.989	47.806	2:19.795 (3)	76.45	2.650	15:51:41.894
3 -	1:33.384	47.169	2:20.553	76.04	3.408	15:54:02.447
4 -	<b>1:31.161</b>	<b>45.984</b>	<b>2:17.145 (1)</b>	<b>77.93</b>		<b>15:56:19.592</b>
5 -	1:33.302	46.110	2:19.412 (2)	76.66	2.267	15:58:39.004

P14 72 C Chris THAY		Yamaha - Scell-it uk				
IDEAL LAP TIME : 2:21.989		BEST LAP TIME : 2:22.572		DIFFERENCE : 0.583		
LAP	SECTOR 1	SECTOR 2	LAP TIME	MPH	DIFF	TIME OF DAY
1 -		<b>47.338</b>	2:31.283	70.64	8.711	15:49:23.654
2 -	<b>1:34.651</b>	47.921	<b>2:22.572 (1)</b>	<b>74.96</b>		<b>15:51:46.226</b>
3 -	1:37.116	48.577	2:25.693 (2)	73.36	3.121	15:54:11.919
4 -	1:36.931	49.158	2:26.089 (3)	73.16	3.517	15:56:38.008
5 -	1:37.274	48.940	2:26.214	73.09	3.642	15:59:04.222

P15 46 C Kevin MARSHALL		Yamaha -				
IDEAL LAP TIME : 2:24.093		BEST LAP TIME : 2:24.506		DIFFERENCE : 0.413		
LAP	SECTOR 1	SECTOR 2	LAP TIME	MPH	DIFF	TIME OF DAY
1 -		49.366	2:36.590	68.25	12.084	15:49:28.961
2 -	1:36.089	49.068	2:25.157	73.63	0.651	15:51:54.118
3 -	1:36.318	48.582	2:24.900 (3)	73.76	0.394	15:54:19.018
4 -	1:36.302	<b>48.244</b>	2:24.546 (2)	73.94	0.040	15:56:43.564
5 -	<b>1:35.849</b>	48.657	<b>2:24.506 (1)</b>	<b>73.96</b>		<b>15:59:08.070</b>

P16 87 Denise BUTTON		Yamaha -				
IDEAL LAP TIME : 2:28.724		BEST LAP TIME : 2:28.724		DIFFERENCE : 0.000		
LAP	SECTOR 1	SECTOR 2	LAP TIME	MPH	DIFF	TIME OF DAY
1 -		50.166	2:40.340	66.65	11.616	15:49:32.711
2 -	<b>1:39.083</b>	<b>49.641</b>	<b>2:28.724 (1)</b>	<b>71.86</b>		<b>15:52:01.435</b>
3 -	1:39.502	50.340	2:29.842 (2)	71.32	1.118	15:54:31.277
4 -	1:39.942	50.153	2:30.095 (3)	71.20	1.371	15:57:01.372
5 -	1:42.248	50.268	2:32.516	70.07	3.792	15:59:33.888

P17 67 C Mark BAILEY		Yamaha - Gforce motorcycles				
IDEAL LAP TIME : 2:28.422		BEST LAP TIME : 2:28.422		DIFFERENCE : 0.000		
LAP	SECTOR 1	SECTOR 2	LAP TIME	MPH	DIFF	TIME OF DAY
1 -		50.716	2:41.371	66.23	12.949	15:49:33.742
2 -	1:39.347	51.191	2:30.538 (2)	70.99	2.116	15:52:04.280
3 -	1:40.434	50.885	2:31.319 (3)	70.63	2.897	15:54:35.599
4 -	1:39.181	52.241	2:31.422	70.58	3.000	15:57:07.021
5 -	<b>1:38.831</b>	<b>49.591</b>	<b>2:28.422 (1)</b>	<b>72.01</b>		<b>15:59:35.443</b>

P18 78 Gary BUTTON		Yamaha -				
IDEAL LAP TIME : 2:29.554		BEST LAP TIME : 2:30.091		DIFFERENCE : 0.537		
LAP	SECTOR 1	SECTOR 2	LAP TIME	MPH	DIFF	TIME OF DAY
1 -		<b>49.741</b>	2:38.635	67.37	8.544	15:49:31.006
2 -	1:41.611	51.231	2:32.842 (3)	69.92	2.751	15:52:03.848
3 -	1:40.295	51.665	2:31.960 (2)	70.33	1.869	15:54:35.808
4 -	1:39.883	53.550	2:33.433	69.65	3.342	15:57:09.241
5 -	<b>1:39.813</b>	50.278	<b>2:30.091 (1)</b>	<b>71.21</b>		<b>15:59:39.332</b>

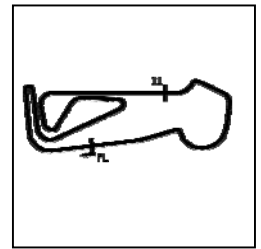
Weather / Track : Sunny / Dry

Snetterton 300  
Circuit Length = 2.9689 miles  
Start: 15:46 Flag 15:57 End: 16:00

# BMCRC - MRO Championships 2019 - Rnd 8 @ Snetterton

## DFDS Yamaha Past Masters

### RACE 12 - SECTOR ANALYSIS



SECTOR 1 = FL to I1, SECTOR 2 = I1 to FL, DIFF = Difference To Personal Best Lap, P = Crossed Finish Line in Pit Lane, D = Time Disallowed

P19 31 R		Rob FARMER		Yamaha - Tempest Revivals / Obsession Engineering		
IDEAL LAP TIME : 2:29.017		BEST LAP TIME : 2:29.824		DIFFERENCE : 0.807		
LAP	SECTOR 1	SECTOR 2	LAP TIME	MPH	DIFF	TIME OF DAY
1 -		52.095	2:45.835	64.45	16.011	15:49:38.206
2 -	1:39.619	<b>50.395</b>	2:30.014 (2)	71.24	0.190	15:52:08.220
3 -	1:39.750	50.851	2:30.601 (3)	70.96	0.777	15:54:38.821
4 -	<b>1:38.622</b>	51.202	<b>2:29.824 (1)</b>	<b>71.33</b>		<b>15:57:08.645</b>
5 -	1:41.333	50.696	2:32.029	70.30	2.205	15:59:40.674

P20 59 C		Neil HESMAN		Yamaha - Farkham Hall		
IDEAL LAP TIME : 2:30.696		BEST LAP TIME : 2:31.081		DIFFERENCE : 0.385		
LAP	SECTOR 1	SECTOR 2	LAP TIME	MPH	DIFF	TIME OF DAY
1 -		50.909	2:44.097	65.13	13.016	15:49:36.468
2 -	1:40.611	<b>50.470</b>	<b>2:31.081 (1)</b>	<b>70.74</b>		<b>15:52:07.549</b>
3 -	<b>1:40.226</b>	51.129	2:31.355 (2)	70.61	0.274	15:54:38.904
4 -	1:41.125	51.626	2:32.751 (3)	69.97	1.670	15:57:11.655
5 -	1:41.639	51.165	2:32.804	69.94	1.723	15:59:44.459

P21 99 C		Paul FIRTH		Yamaha -		
IDEAL LAP TIME : 2:31.016		BEST LAP TIME : 2:31.312		DIFFERENCE : 0.296		
LAP	SECTOR 1	SECTOR 2	LAP TIME	MPH	DIFF	TIME OF DAY
1 -		52.454	2:45.533	64.56	14.221	15:49:37.904
2 -	1:40.880	51.479	2:32.359	70.15	1.047	15:52:10.263
3 -	1:40.483	51.867	2:32.350 (3)	70.15	1.038	15:54:42.613
4 -	<b>1:39.951</b>	51.361	<b>2:31.312 (1)</b>	<b>70.63</b>		<b>15:57:13.925</b>
5 -	1:40.513	<b>51.065</b>	2:31.578 (2)	70.51	0.266	15:59:45.503

P22 100 R		Trevor REEVE		Yamaha - www.ypmrc.co.uk		
IDEAL LAP TIME : 2:32.165		BEST LAP TIME : 2:32.165		DIFFERENCE : 0.000		
LAP	SECTOR 1	SECTOR 2	LAP TIME	MPH	DIFF	TIME OF DAY
1 -		52.519	2:48.245	63.52	16.080	15:49:40.616
2 -	1:41.721	52.619	2:34.340 (3)	69.25	2.175	15:52:14.956
3 -	1:42.039	52.526	2:34.565	69.14	2.400	15:54:49.521
4 -	1:40.921	52.102	2:33.023 (2)	69.84	0.858	15:57:22.544
5 -	<b>1:40.508</b>	<b>51.657</b>	<b>2:32.165 (1)</b>	<b>70.24</b>		<b>15:59:54.709</b>

P23 32 R		Lorraine ANSON		Yamaha - Wallis & Whalin Racing		
IDEAL LAP TIME : 2:31.761		BEST LAP TIME : 2:31.881		DIFFERENCE : 0.120		
LAP	SECTOR 1	SECTOR 2	LAP TIME	MPH	DIFF	TIME OF DAY
1 -		51.934	2:45.639	64.52	13.758	15:49:38.010
2 -	1:41.897	52.671	2:34.568 (3)	69.14	2.687	15:52:12.578
3 -	1:44.759	52.091	2:36.850	68.14	4.969	15:54:49.428
4 -	<b>1:41.206</b>	52.213	2:33.419 (2)	69.66	1.538	15:57:22.847
5 -	1:41.326	<b>50.555</b>	<b>2:31.881 (1)</b>	<b>70.37</b>		<b>15:59:54.728</b>

P24 69 C		Mark ELLERAY		Yamaha - Abbot Solutions Ltd		
IDEAL LAP TIME : 2:36.609		BEST LAP TIME : 2:37.003		DIFFERENCE : 0.394		
LAP	SECTOR 1	SECTOR 2	LAP TIME	MPH	DIFF	TIME OF DAY
1 -		<b>52.445</b>	2:49.164	63.18	12.161	15:49:41.535
2 -	<b>1:44.164</b>	52.839	<b>2:37.003 (1)</b>	<b>68.07</b>		<b>15:52:18.538</b>
3 -	1:45.962	53.230	2:39.192	67.13	2.189	15:54:57.730
4 -	1:45.636	53.077	2:38.713 (3)	67.34	1.710	15:57:36.443
5 -	1:45.015	52.615	2:37.630 (2)	67.80	0.627	16:00:14.073

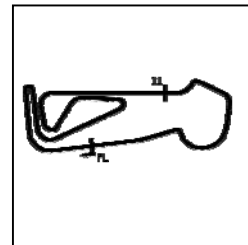
Weather / Track : Sunny / Dry

Snetterton 300  
Circuit Length = 2.9689 miles  
Start: 15:46 Flag 15:57 End: 16:00

# BMCRC - MRO Championships 2019 - Rnd 8 @ Snetterton

## DFDS Yamaha Past Masters

### RACE 12 - SECTOR ANALYSIS



SECTOR 1 = FL to I1, SECTOR 2 = I1 to FL, DIFF = Difference To Personal Best Lap, P = Crossed Finish Line in Pit Lane, D = Time Disallowed

<b>P25 33 R</b>		<b>Kieran LEWIS</b>		Yamaha - Controls For Doors Ltd/ G Force Motorcycles			
IDEAL LAP TIME : 2:38.555		BEST LAP TIME : 2:39.093		DIFFERENCE : 0.538			
LAP	SECTOR 1	SECTOR 2	LAP TIME	MPH	DIFF	TIME OF DAY	
1 -		53.872	2:51.933	62.16	12.840	15:49:44.304	
2 -	<b>1:44.877</b>	54.216	<b>2:39.093 (1)</b>	<b>67.18</b>		<b>15:52:23.397</b>	
3 -	1:46.825	<b>53.678</b>	2:40.503	66.59	1.410	15:55:03.900	
4 -	1:45.490	54.002	2:39.492 (2)	67.01	0.399	15:57:43.392	
5 -	1:45.814	54.394	2:40.208 (3)	66.71	1.115	16:00:23.600	

<b>P26 95 C</b>		<b>Simon CLARK</b>		Yamaha - Towan Motors, GardinerPage&Roe			
IDEAL LAP TIME : 2:15.246		BEST LAP TIME : 2:15.507		DIFFERENCE : 0.261			
LAP	SECTOR 1	SECTOR 2	LAP TIME	MPH	DIFF	TIME OF DAY	
1 -		<b>45.006</b>	2:26.887	72.76	11.380	15:49:19.258	
2 -	<b>1:30.240</b>	45.267	<b>2:15.507 (1)</b>	<b>78.87</b>		<b>15:51:34.765</b>	
3 -	1:30.661	45.040	2:15.701 (2)	78.76	0.194	15:53:50.466	
4 -	1:30.350	45.515	2:15.865 (3)	78.66	0.358	15:56:06.331	

<b>P27 77 C</b>		<b>Neil GRANT</b>		Yamaha - Merlin Pipes			
IDEAL LAP TIME : 2:14.171		BEST LAP TIME :		DIFFERENCE :			
LAP	SECTOR 1	SECTOR 2	LAP TIME	MPH	DIFF	TIME OF DAY	
1 -		<b>44.879</b>	2:28.035	72.19		15:49:20.406	



# BMCRC - MRO Championships 2019 - Rnd 8 @ Snetterton

## DFDS Yamaha Past Masters

### RACE 12 - BEST SECTORS

SECTOR 1			SECTOR 2			IDEAL / BEST COMPARISON						
POS	NO	NAME	TIME	NO	NAME	TIME	POS	NO	NAME	IDEAL	BEST	DIFF
									<b>PERFECT LAP</b>	<b>2:07.999</b>		
1	13	EDMONDSON	<b>1:25.188</b>	13	EDMONDSON	<b>42.811</b>	1	13	EDMONDSON	2:07.999	2:07.999	0.000
2	24	CARSON	<b>1:26.894</b>	24	CARSON	<b>43.332</b>	2	24	CARSON	2:10.226	2:10.262	0.036
3	19	BRANTON	<b>1:29.161</b>	19	BRANTON	<b>44.191</b>	3	19	BRANTON	2:13.352	2:13.377	0.025
4	77	GRANT	<b>1:29.292</b>	70	BURSCOUGH	<b>44.522</b>	4	70	BURSCOUGH	2:14.120	2:14.120	0.000
5	70	BURSCOUGH	<b>1:29.598</b>	101	DAVIES	<b>44.638</b>	5	77	GRANT	2:14.171		
6	81	GRANT	<b>1:29.641</b>	74	WHITBY	<b>44.700</b>	6	74	WHITBY	2:14.342	2:14.342	0.000
7	74	WHITBY	<b>1:29.642</b>	81	GRANT	<b>44.778</b>	7	81	GRANT	2:14.419	2:14.594	0.175
8	57	MOOK	<b>1:29.769</b>	77	GRANT	<b>44.879</b>	8	101	DAVIES	2:14.460	2:14.460	0.000
9	101	DAVIES	<b>1:29.822</b>	57	MOOK	<b>44.890</b>	9	57	MOOK	2:14.659	2:14.659	0.000
10	95	CLARK	<b>1:30.240</b>	95	CLARK	<b>45.006</b>	10	95	CLARK	2:15.246	2:15.507	0.261
11	83	GODBOLD	<b>1:30.719</b>	55	TOLAND	<b>45.222</b>	11	83	GODBOLD	2:16.351	2:17.789	1.438
12	15	PERKINS	<b>1:31.034</b>	27	HAYWARD	<b>45.464</b>	12	55	TOLAND	2:16.772	2:16.772	0.000
13	60	GOUGH	<b>1:31.161</b>	83	GODBOLD	<b>45.632</b>	13	60	GOUGH	2:17.145	2:17.145	0.000
14	55	TOLAND	<b>1:31.550</b>	60	GOUGH	<b>45.984</b>	14	15	PERKINS	2:17.461	2:17.624	0.163
15	27	HAYWARD	<b>1:32.256</b>	15	PERKINS	<b>46.427</b>	15	27	HAYWARD	2:17.720	2:17.720	0.000
16	72	THAY	<b>1:34.651</b>	72	THAY	<b>47.338</b>	16	72	THAY	2:21.989	2:22.572	0.583
17	46	MARSHALL	<b>1:35.849</b>	46	MARSHALL	<b>48.244</b>	17	46	MARSHALL	2:24.093	2:24.506	0.413
18	31	FARMER	<b>1:38.622</b>	67	BAILEY	<b>49.591</b>	18	67	BAILEY	2:28.422	2:28.422	0.000
19	67	BAILEY	<b>1:38.831</b>	87	BUTTON	<b>49.641</b>	19	87	BUTTON	2:28.724	2:28.724	0.000
20	87	BUTTON	<b>1:39.083</b>	78	BUTTON	<b>49.741</b>	20	31	FARMER	2:29.017	2:29.824	0.807
21	78	BUTTON	<b>1:39.813</b>	31	FARMER	<b>50.395</b>	21	78	BUTTON	2:29.554	2:30.091	0.537
22	99	FIRTH	<b>1:39.951</b>	59	HESMAN	<b>50.470</b>	22	59	HESMAN	2:30.696	2:31.081	0.385
23	59	HESMAN	<b>1:40.226</b>	32	ANSON	<b>50.555</b>	23	99	FIRTH	2:31.016	2:31.312	0.296
24	100	REEVE	<b>1:40.508</b>	99	FIRTH	<b>51.065</b>	24	32	ANSON	2:31.761	2:31.881	0.120
25	32	ANSON	<b>1:41.206</b>	100	REEVE	<b>51.657</b>	25	100	REEVE	2:32.165	2:32.165	0.000
26	69	ELLERAY	<b>1:44.164</b>	69	ELLERAY	<b>52.445</b>	26	69	ELLERAY	2:36.609	2:37.003	0.394
27	33	LEWIS	<b>1:44.877</b>	33	LEWIS	<b>53.678</b>	27	33	LEWIS	2:38.555	2:39.093	0.538

Weather / Track : Sunny / Dry

Results can be found at [www.tsl-timing.com](http://www.tsl-timing.com)

Snetterton 300

Circuit Length = 2.9689 miles

Start: 15:46 Flag 15:57 End: 16:00

Printed - 16:02 Saturday, 14 September 2019

# BMCRC - MRO Championships 2019 - Rnd 8 @ Snetterton

## DFDS Yamaha Past Masters

### RACE 4 - GRID (7 Laps)

ROW 10	1		1		28	42	Martin PEARSON			
ROW 9		27	77	Neil GRANT	26	33	Kieran LEWIS			
							2:39.093			
					25	69	Mark ELLERAY			
							2:37.003			
ROW 8	24	100	Trevor REEVE	23	32	Lorraine ANSON	22	99	Paul FIRTH	
									2:32.165	
									2:31.881	
									2:31.312	
ROW 7		21	59	Neil HESMAN	20	78	Gary BUTTON	19	31	Rob FARMER
										2:31.081
										2:30.091
										2:29.824
ROW 6	18	87	Denise BUTTON	17	67	Mark BAILEY	16	46	Kevin MARSHALL	
										2:28.724
										2:28.422
										2:24.506
ROW 5		15	72	Chris THAY	14	83	Paul GODBOLD	13	27	Richard HAYWARD
										2:22.572
										2:17.789
										2:17.720
ROW 4	12	15	Billy PERKINS	11	60	Daniel GOUGH	10	55	Paul TOLAND	
										2:17.624
										2:17.145
										2:16.772
ROW 3		9	95	Simon CLARK	8	57	Geoff MOOK	7	81	Scott GRANT
										2:15.507
										2:14.659
										2:14.594
ROW 2	6	101	Andrew DAVIES	5	74	Paul WHITBY	4	70	Andrew BURSCOUGH	
										2:14.460
										2:14.342
										2:14.120
ROW 1		3	19	Peter BRANTON	2	24	Scott CARSON	1	13	Doug EDMONDSON
										2:13.377
										2:10.262
										2:07.999
										<b>Pole</b>

Snetterton 300  
Circuit Length = 2.9689 miles

These results are provisional until the conclusion of any judicial and technical matters.

Clerk Of Course :	Steward :	Timekeeper :

Results can be found at [www.tsl-timing.com](http://www.tsl-timing.com)

Printed - 16:03 Saturday, 14 September 2019



# BMCRC - MRO Championships 2019 - Rnd 8 @ Snetterton

## DFDS Yamaha Past Masters

### RACE 4 - CLASSIFICATION

POS	NO	CL	PIC NAME	ENTRY	LAPS	TIME	GAP	DIFF	MPH	BEST	ON
1	13		1 Doug EDMONDSON	Yamaha - Stan Stephens Tuning	7	15:20.142			81.30	2:10.079	3
2	24		2 Scott CARSON	Yamaha - Brian Grays Powerbiking,All England Diar	7	15:36.668	16.526	16.526	79.87	2:11.578	2
3	81		3 Scott GRANT	Yamaha -	7	15:45.661	25.519	8.993	79.11	2:12.502	2
4	57	C	1 Geoff MOOK	Yamaha -	7	15:47.934	27.792	2.273	78.92	2:13.660	5
5	101		4 Andrew DAVIES	Yamaha - GIBSON EXHAUSTS	7	15:49.310	29.168	1.376	78.81	2:14.395	2
6	77	C	2 Neil GRANT	Yamaha - Merlin Pipes	7	16:01.214	41.072	11.904	77.83	2:14.943	6
7	15	C	3 Billy PERKINS	Yamaha - Pip Carey	7	16:08.074	47.932	6.860	77.28	2:16.410	4
8	95	C	4 Simon CLARK	Yamaha - Towan Motors, GardinerPage&Roe	7	16:08.129	47.987	0.055	77.27	2:16.677	4
9	27	R	1 Richard HAYWARD	Yamaha - Gforce Motorcycles	7	16:25.024	1:04.882	16.895	75.95	2:17.524	7
10	83	C	5 Paul GODBOLD	Yamaha - Hill farm tree services	7	16:25.075	1:04.933	0.051	75.95	2:16.277	7
11	60	C	6 Daniel GOUGH	Yamaha - G Force Motorcycles	7	16:26.055	1:05.913	0.980	75.87	2:18.022	7
12	55		5 Paul TOLAND	Yamaha -	7	16:30.267	1:10.125	4.212	75.55	2:19.811	2
13	72	C	7 Chris THAY	Yamaha - Scell-it uk	7	16:46.475	1:26.333	16.208	74.33	2:21.560	7
14	46	C	8 Kevin MARSHALL	Yamaha -	7	17:09.983	1:49.841	23.508	72.63	2:25.017	3
15	31	R	2 Rob FARMER	Yamaha - Tempest Revivals / Obsession Engineerir	7	17:35.946	2:15.804	25.963	70.85	2:27.482	6
16	78		6 Gary BUTTON	Yamaha -	7	17:45.284	2:25.142	9.338	70.23	2:29.667	2
17	100	R	3 Trevor REEVE	Yamaha - www.ypmrc.co.uk	6	15:31.340	1 Lap	1 Lap	68.85	2:30.273	6
18	67*	C	9 Mark BAILEY	Yamaha - Gforce motorcycles	6	15:36.691	1 Lap	5.351	68.46	2:31.917	6
19	32	R	4 Lorraine ANSON	Yamaha - Wallis & Whalin Racing	6	15:36.964	1 Lap	0.273	68.44	2:32.295	6
20	33	R	5 Kieran LEWIS	Yamaha - Controls For Doors Ltd/ G Force Motorcy	6	15:54.261	1 Lap	17.297	67.20	2:36.342	4

#### NOT CLASSIFIED

DNF	74		Paul WHITBY	Yamaha - Greybridge Ltd	5	11:19.561	2 Laps	1 Lap	78.63	2:14.002	5
DNF	70		Andrew BURSCOUGH	Yamaha - Apollo Tuning	4	9:13.660	3 Laps	1 Lap	77.21	2:15.216	2
DNF	99	C	Paul FIRTH	Yamaha -	4	10:34.780	3 Laps	1:21.120	67.34	2:34.518	4
DNF	19		Peter BRANTON	Yamaha -	0						
DNF	69	C	Mark ELLERAY	Yamaha - Abbot Solutions Ltd	0						
DNF	42	C	Martin PEARSON	Yamaha -	0						

#### FASTEST LAP

13			Doug EDMONDSON	Yamaha - Stan Stephens Tuning	3	2:10.079		82.16 mph	132.23 kph
57	C		Geoff MOOK	Yamaha -	5	2:13.660		79.96 mph	128.69 kph
27	R		Richard HAYWARD	Yamaha - Gforce Motorcycles	7	2:17.524		77.71 mph	125.07 kph

No. 67 - Transponder stopped working

Class - 92.5% of Race Speed = 75.20 mph

Class C - 92.5% of Race Speed = 73.00 mph

Class R - 92.5% of Race Speed = 70.25 mph

Snetterton 300

Circuit Length = 2.9689 miles

Start: 10:49 Flag 11:04 End: 11:06

Weather / Track : Sunny / Dry

These results are provisional until the conclusion of any judicial and technical matters.

Clerk Of Course :	Steward :	Timekeeper :
-------------------	-----------	--------------

Results can be found at [www.tsl-timing.com](http://www.tsl-timing.com)

Printed - 11:07 Sunday, 15 September 2019



# BMCRC - MRO Championships 2019 - Rnd 8 @ Snetterton

## DFDS Yamaha Past Masters

### RACE 4 - LAP CHART

#### LAP 1 @ 10:51:20.368

NO	BEHIND	LAP TIME
13		2:14.455
24	5.364	2:19.819
101	6.540	2:20.995
74	6.684	2:21.139
95	8.312	2:22.767
81	8.393	2:22.848
57	8.574	2:23.029
70	8.930	2:23.385
83	10.999	2:25.454
15	11.692	2:26.147
77	12.235	2:26.690
55	12.658	2:27.113
27	12.891	2:27.346
60	13.273	2:27.728
72	18.525	2:32.980
46	19.449	2:33.904
78	25.569	2:40.024
67	27.242	2:41.697
100	27.989	2:42.444
31	28.165	2:42.620
99	31.206	2:45.661
32	31.313	2:45.768
33	32.191	2:46.646

#### LAP 2 @ 10:53:30.703

NO	BEHIND	LAP TIME
13		2:10.335
24	6.607	2:11.578
74	10.528	2:14.179
81	10.560	2:12.502
101	10.600	2:14.395
57	12.513	2:14.274
70	13.811	2:15.216
95	14.805	2:16.828
77	19.032	2:17.132
15	19.315	2:17.958
55	22.134	2:19.811
27	22.313	2:19.757
60	22.893	2:19.955
72	31.854	2:23.664
83	32.677	2:32.013
46	35.504	2:26.390
78	44.901	2:29.667
31	47.932	2:30.102
67	53.583	2:36.676
100	57.107	2:39.453
32	57.163	2:36.185
99	59.558	2:38.687
33	1:01.156	2:39.300

#### LAP 3 @ 10:55:40.782

NO	BEHIND	LAP TIME
13		2:10.079
24	8.675	2:12.147
74	15.081	2:14.632
101	15.138	2:14.617
81	15.268	2:14.787
57	17.306	2:14.872
70	20.484	2:16.752
95	22.714	2:17.988
77	24.146	2:15.193

15	25.690	2:16.454
27	32.005	2:19.771
55	32.430	2:20.375
60	32.576	2:19.762
83	42.331	2:19.733
72	43.678	2:21.903
46	50.442	2:25.017
78	1:05.183	2:30.361
31	1:06.405	2:28.552
67	1:20.358	2:36.854
32	1:21.136	2:34.052
100	1:21.377	2:34.349
99	1:25.393	2:35.914
33	1:28.583	2:37.506

#### LAP 4 @ 10:57:51.528

NO	BEHIND	LAP TIME
13		2:10.746
24	11.095	2:13.166
81	19.025	2:14.503
101	19.372	2:14.980
74	19.944	2:15.609
57	20.749	2:14.189
70	28.045	2:18.307
95	28.645	2:16.677
77	28.887	2:15.487
15	31.354	2:16.410
55	42.506	2:20.822
27	42.531	2:21.272
60	42.906	2:21.076
83	50.261	2:18.676
72	54.639	2:21.707
46	1:08.548	2:28.852
78	1:25.421	2:30.984
31	1:25.836	2:30.177
100	1:43.271	2:32.640
67	1:44.855	2:35.243
32	1:45.884	2:35.494
99	1:49.165	2:34.518
33	1:54.179	2:36.342

#### LAP 5 @ 11:00:02.074

NO	BEHIND	LAP TIME
13		2:10.546
24	12.955	2:12.406
81	22.764	2:14.285
74	23.400	2:14.002
101	23.504	2:14.678
57	23.863	2:13.660
77	33.744	2:15.403
95	36.225	2:18.126
15	37.875	2:17.067
27	51.909	2:19.924
60	52.328	2:19.968
55	52.813	2:20.853
83	56.114	2:16.399
72	1:06.606	2:22.513
46	1:23.554	2:25.552
31	1:44.466	2:29.176
78	1:46.253	2:31.378
100	2:04.906	2:32.181
32	2:08.508	2:33.170
67	2:08.613	2:34.304

#### LAP 6 @ 11:02:13.233

NO	BEHIND	LAP TIME
13		2:11.159
33	1 Lap	2:37.262
24	13.931	2:12.135
81	25.217	2:13.612
57	26.728	2:14.024
101	27.466	2:15.121
77	37.528	2:14.943
95	42.966	2:17.900
15	43.369	2:16.653
27	1:00.180	2:19.430
60	1:00.713	2:19.544
83	1:01.478	2:16.523
55	1:02.634	2:20.980
72	1:17.595	2:22.148
46	1:37.497	2:25.102
31	2:00.789	2:27.482
78	2:06.313	2:31.219

#### LAP 7 @ 11:04:26.055

NO	BEHIND	LAP TIME
13		2:12.822
100	1 Lap	2:30.273
24	16.526	2:15.417
67	1 Lap	2:31.917
32	1 Lap	2:32.295
81	25.519	2:13.124
57	27.792	2:13.886
101	29.168	2:14.524
33	1 Lap	2:37.205
77	41.072	2:16.366
15	47.932	2:17.385
95	47.987	2:17.843
27	1:04.882	2:17.524
83	1:04.933	2:16.277
60	1:05.913	2:18.022
55	1:10.125	2:20.313
72	1:26.333	2:21.560
46	1:49.841	2:25.166
31	2:15.804	2:27.837
78	2:25.142	2:31.651

Weather / Track : Sunny / Dry

Results can be found at [www.tsl-timing.com](http://www.tsl-timing.com)

Snetterton 300

Circuit Length = 2.9689 miles

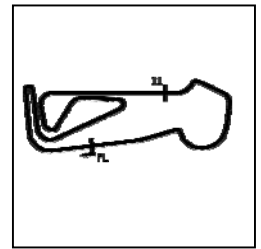
Start: 10:49 Flag 11:04 End: 11:06

Printed - 11:08 Sunday, 15 September 2019

# BMCRC - MRO Championships 2019 - Rnd 8 @ Snetterton

## DFDS Yamaha Past Masters

### RACE 4 - SECTOR ANALYSIS



SECTOR 1 = FL to I1, SECTOR 2 = I1 to FL, DIFF = Difference To Personal Best Lap, P = Crossed Finish Line in Pit Lane, D = Time Disallowed

P1 13		Doug EDMONDSON		Yamaha - Stan Stephens Tuning		
IDEAL LAP TIME : 2:09.709		BEST LAP TIME : 2:10.079		DIFFERENCE : 0.370		
LAP	SECTOR 1	SECTOR 2	LAP TIME	MPH	DIFF	TIME OF DAY
1 -		<b>43.303</b>	2:14.455	79.49	4.376	10:51:20.368
2 -	1:26.643	43.692	2:10.335 (2)	82.00	0.256	10:53:30.703
3 -	<b>1:26.406</b>	43.673	<b>2:10.079 (1)</b>	<b>82.16</b>		<b>10:55:40.782</b>
4 -	1:27.203	43.543	2:10.746	81.74	0.667	10:57:51.528
5 -	1:26.955	43.591	2:10.546 (3)	81.87	0.467	11:00:02.074
6 -	1:27.404	43.755	2:11.159	81.48	1.080	11:02:13.233
7 -	1:27.514	45.308	2:12.822	80.46	2.743	11:04:26.055

P2 24		Scott CARSON		Yamaha - Brian Grays Powerbiking,All England Diamond Drilling		
IDEAL LAP TIME : 2:11.578		BEST LAP TIME : 2:11.578		DIFFERENCE : 0.000		
LAP	SECTOR 1	SECTOR 2	LAP TIME	MPH	DIFF	TIME OF DAY
1 -		44.031	2:19.819	76.44	8.241	10:51:25.732
2 -	<b>1:27.794</b>	<b>43.784</b>	<b>2:11.578 (1)</b>	<b>81.23</b>		<b>10:53:37.310</b>
3 -	1:28.151	43.996	2:12.147 (3)	80.88	0.569	10:55:49.457
4 -	1:28.564	44.602	2:13.166	80.26	1.588	10:58:02.623
5 -	1:28.091	44.315	2:12.406	80.72	0.828	11:00:15.029
6 -	1:28.091	44.044	2:12.135 (2)	80.88	0.557	11:02:27.164
7 -	1:29.700	45.717	2:15.417	78.92	3.839	11:04:42.581

P3 81		Scott GRANT		Yamaha -		
IDEAL LAP TIME : 2:11.995		BEST LAP TIME : 2:12.502		DIFFERENCE : 0.507		
LAP	SECTOR 1	SECTOR 2	LAP TIME	MPH	DIFF	TIME OF DAY
1 -		45.150	2:22.848	74.82	10.346	10:51:28.761
2 -	<b>1:27.782</b>	44.720	<b>2:12.502 (1)</b>	<b>80.66</b>		<b>10:53:41.263</b>
3 -	1:30.211	44.576	2:14.787	79.29	2.285	10:55:56.050
4 -	1:30.290	<b>44.213</b>	2:14.503	79.46	2.001	10:58:10.553
5 -	1:29.257	45.028	2:14.285	79.59	1.783	11:00:24.838
6 -	1:28.909	44.703	2:13.612 (3)	79.99	1.110	11:02:38.450
7 -	1:28.530	44.594	2:13.124 (2)	80.28	0.622	11:04:51.574

P4 57 C		Geoff MOOK		Yamaha -		
IDEAL LAP TIME : 2:13.505		BEST LAP TIME : 2:13.660		DIFFERENCE : 0.155		
LAP	SECTOR 1	SECTOR 2	LAP TIME	MPH	DIFF	TIME OF DAY
1 -		44.705	2:23.029	74.72	9.369	10:51:28.942
2 -	1:29.318	44.956	2:14.274	79.59	0.614	10:53:43.216
3 -	1:29.512	45.360	2:14.872	79.24	1.212	10:55:58.088
4 -	1:29.422	44.767	2:14.189	79.64	0.529	10:58:12.277
5 -	1:29.069	<b>44.591</b>	<b>2:13.660 (1)</b>	<b>79.96</b>		<b>11:00:25.937</b>
6 -	1:29.259	44.765	2:14.024 (3)	79.74	0.364	11:02:39.961
7 -	<b>1:28.914</b>	44.972	2:13.886 (2)	79.82	0.226	11:04:53.847

P5 101		Andrew DAVIES		Yamaha - GIBSON EXHAUSTS		
IDEAL LAP TIME : 2:13.272		BEST LAP TIME : 2:14.395		DIFFERENCE : 1.123		
LAP	SECTOR 1	SECTOR 2	LAP TIME	MPH	DIFF	TIME OF DAY
1 -		44.599	2:20.995	75.80	6.600	10:51:26.908
2 -	1:29.651	44.744	<b>2:14.395 (1)</b>	<b>79.52</b>		<b>10:53:41.303</b>
3 -	1:30.049	44.568	2:14.617 (3)	79.39	0.222	10:55:55.920
4 -	1:30.418	44.562	2:14.980	79.18	0.585	10:58:10.900
5 -	1:30.295	<b>44.383</b>	2:14.678	79.36	0.283	11:00:25.578
6 -	1:29.961	45.160	2:15.121	79.10	0.726	11:02:40.699
7 -	<b>1:28.889</b>	45.635	2:14.524 (2)	79.45	0.129	11:04:55.223

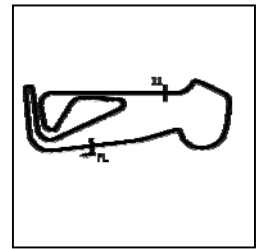
Weather / Track : Sunny / Dry

Snetterton 300  
Circuit Length = 2.9689 miles  
Start: 10:49 Flag 11:04 End: 11:06

# BMCRC - MRO Championships 2019 - Rnd 8 @ Snetterton

## DFDS Yamaha Past Masters

### RACE 4 - SECTOR ANALYSIS



SECTOR 1 = FL to I1, SECTOR 2 = I1 to FL, DIFF = Difference To Personal Best Lap, P = Crossed Finish Line in Pit Lane, D = Time Disallowed

P6 77 C Neil GRANT		Yamaha - Merlin Pipes				
IDEAL LAP TIME : 2:14.323		BEST LAP TIME : 2:14.943		DIFFERENCE : 0.620		
LAP	SECTOR 1	SECTOR 2	LAP TIME	MPH	DIFF	TIME OF DAY
1 -		46.597	2:26.690	72.86	11.747	10:51:32.603
2 -	1:31.151	45.981	2:17.132	77.94	2.189	10:53:49.735
3 -	1:29.902	45.291	2:15.193 (2)	79.05	0.250	10:56:04.928
4 -	1:30.488	<b>44.999</b>	2:15.487	78.88	0.544	10:58:20.415
5 -	1:29.816	45.587	2:15.403 (3)	78.93	0.460	11:00:35.818
6 -	<b>1:29.324</b>	45.619	<b>2:14.943 (1)</b>	<b>79.20</b>		<b>11:02:50.761</b>
7 -	1:30.121	46.245	2:16.366	78.37	1.423	11:05:07.127

P7 15 C Billy PERKINS		Yamaha - Pip Carey				
IDEAL LAP TIME : 2:16.236		BEST LAP TIME : 2:16.410		DIFFERENCE : 0.174		
LAP	SECTOR 1	SECTOR 2	LAP TIME	MPH	DIFF	TIME OF DAY
1 -		46.201	2:26.147	73.13	9.737	10:51:32.060
2 -	1:32.064	45.894	2:17.958	77.47	1.548	10:53:50.018
3 -	1:30.906	45.548	2:16.454 (2)	78.32	0.044	10:56:06.472
4 -	<b>1:30.711</b>	45.699	<b>2:16.410 (1)</b>	<b>78.35</b>		<b>10:58:22.882</b>
5 -	1:31.062	46.005	2:17.067	77.97	0.657	11:00:39.949
6 -	1:31.128	<b>45.525</b>	2:16.653 (3)	78.21	0.243	11:02:56.602
7 -	1:31.665	45.720	2:17.385	77.79	0.975	11:05:13.987

P8 95 C Simon CLARK		Yamaha - Towan Motors, GardinerPage&Roe				
IDEAL LAP TIME : 2:15.911		BEST LAP TIME : 2:16.677		DIFFERENCE : 0.766		
LAP	SECTOR 1	SECTOR 2	LAP TIME	MPH	DIFF	TIME OF DAY
1 -		45.121	2:22.767	74.86	6.090	10:51:28.680
2 -	<b>1:31.102</b>	45.726	2:16.828 (2)	78.11	0.151	10:53:45.508
3 -	1:32.357	45.631	2:17.988	77.45	1.311	10:56:03.496
4 -	1:31.868	<b>44.809</b>	<b>2:16.677 (1)</b>	<b>78.19</b>		<b>10:58:20.173</b>
5 -	1:32.317	45.809	2:18.126	77.37	1.449	11:00:38.299
6 -	1:32.447	45.453	2:17.900	77.50	1.223	11:02:56.199
7 -	1:32.230	45.613	2:17.843 (3)	77.53	1.166	11:05:14.042

P9 27 R Richard HAYWARD		Yamaha - Gforce Motorcycles				
IDEAL LAP TIME : 2:17.524		BEST LAP TIME : 2:17.524		DIFFERENCE : 0.000		
LAP	SECTOR 1	SECTOR 2	LAP TIME	MPH	DIFF	TIME OF DAY
1 -		46.611	2:27.346	72.53	9.822	10:51:33.259
2 -	1:32.696	47.061	2:19.757 (3)	76.47	2.233	10:53:53.016
3 -	1:32.862	46.909	2:19.771	76.46	2.247	10:56:12.787
4 -	1:33.864	47.408	2:21.272	75.65	3.748	10:58:34.059
5 -	1:32.814	47.110	2:19.924	76.38	2.400	11:00:53.983
6 -	1:32.629	46.801	2:19.430 (2)	76.65	1.906	11:03:13.413
7 -	<b>1:32.217</b>	<b>45.307</b>	<b>2:17.524 (1)</b>	<b>77.71</b>		<b>11:05:30.937</b>

P10 83 C Paul GODBOLD		Yamaha - Hill farm tree services				
IDEAL LAP TIME : 2:16.064		BEST LAP TIME : 2:16.277		DIFFERENCE : 0.213		
LAP	SECTOR 1	SECTOR 2	LAP TIME	MPH	DIFF	TIME OF DAY
1 -		45.850	2:25.454	73.48	9.177	10:51:31.367
2 -	1:45.446	46.567	2:32.013	70.31	15.736	10:54:03.380
3 -	1:33.705	46.028	2:19.733	76.48	3.456	10:56:23.113
4 -	1:32.851	45.825	2:18.676	77.07	2.399	10:58:41.789
5 -	1:31.152	<b>45.247</b>	2:16.399 (2)	78.35	0.122	11:00:58.188
6 -	<b>1:30.817</b>	45.706	2:16.523 (3)	78.28	0.246	11:03:14.711
7 -	1:30.999	45.278	<b>2:16.277 (1)</b>	<b>78.42</b>		<b>11:05:30.988</b>

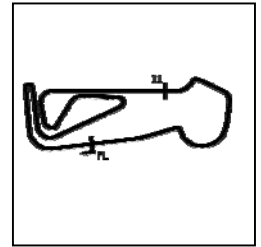
Weather / Track : Sunny / Dry

Snetterton 300  
 Circuit Length = 2.9689 miles  
 Start: 10:49 Flag 11:04 End: 11:06

# BMCRC - MRO Championships 2019 - Rnd 8 @ Snetterton

## DFDS Yamaha Past Masters

### RACE 4 - SECTOR ANALYSIS



SECTOR 1 = FL to I1, SECTOR 2 = I1 to FL, DIFF = Difference To Personal Best Lap, P = Crossed Finish Line in Pit Lane, D = Time Disallowed

P11 60 C Daniel GOUGH		Yamaha - G Force Motorcycles				
IDEAL LAP TIME : 2:18.022		BEST LAP TIME : 2:18.022		DIFFERENCE : 0.000		
LAP	SECTOR 1	SECTOR 2	LAP TIME	MPH	DIFF	TIME OF DAY
1 -		46.675	2:27.728	72.34	9.706	10:51:33.641
2 -	1:32.453	47.502	2:19.955	76.36	1.933	10:53:53.596
3 -	1:32.961	46.801	2:19.762 (3)	76.47	1.740	10:56:13.358
4 -	1:33.787	47.289	2:21.076	75.76	3.054	10:58:34.434
5 -	1:33.319	46.649	2:19.968	76.36	1.946	11:00:54.402
6 -	1:32.739	46.805	2:19.544 (2)	76.59	1.522	11:03:13.946
7 -	<b>1:32.236</b>	<b>45.786</b>	<b>2:18.022 (1)</b>	<b>77.43</b>		<b>11:05:31.968</b>

P12 55 Paul TOLAND		Yamaha -				
IDEAL LAP TIME : 2:19.517		BEST LAP TIME : 2:19.811		DIFFERENCE : 0.294		
LAP	SECTOR 1	SECTOR 2	LAP TIME	MPH	DIFF	TIME OF DAY
1 -		47.218	2:27.113	72.65	7.302	10:51:33.026
2 -	<b>1:32.497</b>	47.314	<b>2:19.811 (1)</b>	<b>76.44</b>		<b>10:53:52.837</b>
3 -	1:33.085	47.290	2:20.375 (3)	76.13	0.564	10:56:13.212
4 -	1:33.802	<b>47.020</b>	2:20.822	75.89	1.011	10:58:34.034
5 -	1:33.701	47.152	2:20.853	75.88	1.042	11:00:54.887
6 -	1:33.449	47.531	2:20.980	75.81	1.169	11:03:15.867
7 -	1:33.176	47.137	2:20.313 (2)	76.17	0.502	11:05:36.180

P13 72 C Chris THAY		Yamaha - Scell-it uk				
IDEAL LAP TIME : 2:21.286		BEST LAP TIME : 2:21.560		DIFFERENCE : 0.274		
LAP	SECTOR 1	SECTOR 2	LAP TIME	MPH	DIFF	TIME OF DAY
1 -		48.692	2:32.980	69.86	11.420	10:51:38.893
2 -	1:35.758	47.906	2:23.664	74.39	2.104	10:54:02.557
3 -	1:34.510	<b>47.393</b>	2:21.903 (3)	75.31	0.343	10:56:24.460
4 -	1:34.022	47.685	2:21.707 (2)	75.42	0.147	10:58:46.167
5 -	1:34.413	48.100	2:22.513	74.99	0.953	11:01:08.680
6 -	1:34.497	47.651	2:22.148	75.18	0.588	11:03:30.828
7 -	<b>1:33.893</b>	47.667	<b>2:21.560 (1)</b>	<b>75.50</b>		<b>11:05:52.388</b>

P14 46 C Kevin MARSHALL		Yamaha -				
IDEAL LAP TIME : 2:24.368		BEST LAP TIME : 2:25.017		DIFFERENCE : 0.649		
LAP	SECTOR 1	SECTOR 2	LAP TIME	MPH	DIFF	TIME OF DAY
1 -		<b>48.525</b>	2:33.904	69.44	8.887	10:51:39.817
2 -	1:36.129	50.261	2:26.390	73.01	1.373	10:54:06.207
3 -	<b>1:35.843</b>	49.174	<b>2:25.017 (1)</b>	<b>73.70</b>		<b>10:56:31.224</b>
4 -	1:39.800	49.052	2:28.852	71.80	3.835	10:59:00.076
5 -	1:36.442	49.110	2:25.552	73.43	0.535	11:01:25.628
6 -	1:36.555	48.547	2:25.102 (2)	73.65	0.085	11:03:50.730
7 -	1:36.600	48.566	2:25.166 (3)	73.62	0.149	11:06:15.896

P15 31 R Rob FARMER		Yamaha - Tempest Revivals / Obsession Engineering				
IDEAL LAP TIME : 2:27.482		BEST LAP TIME : 2:27.482		DIFFERENCE : 0.000		
LAP	SECTOR 1	SECTOR 2	LAP TIME	MPH	DIFF	TIME OF DAY
1 -		50.368	2:42.620	65.72	15.138	10:51:48.533
2 -	1:40.446	49.656	2:30.102	71.20	2.620	10:54:18.635
3 -	1:38.568	49.984	2:28.552 (3)	71.94	1.070	10:56:47.187
4 -	1:39.490	50.687	2:30.177	71.16	2.695	10:59:17.364
5 -	1:39.155	50.021	2:29.176	71.64	1.694	11:01:46.540
6 -	<b>1:37.900</b>	<b>49.582</b>	<b>2:27.482 (1)</b>	<b>72.47</b>		<b>11:04:14.022</b>
7 -	1:38.103	49.734	2:27.837 (2)	72.29	0.355	11:06:41.859

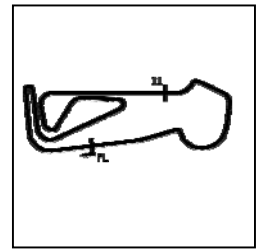
Weather / Track : Sunny / Dry

Snetterton 300  
Circuit Length = 2.9689 miles  
Start: 10:49 Flag 11:04 End: 11:06

# BMCRC - MRO Championships 2019 - Rnd 8 @ Snetterton

## DFDS Yamaha Past Masters

### RACE 4 - SECTOR ANALYSIS



SECTOR 1 = FL to I1, SECTOR 2 = I1 to FL, DIFF = Difference To Personal Best Lap, P = Crossed Finish Line in Pit Lane, D = Time Disallowed

P16 78		Gary BUTTON		Yamaha -		
IDEAL LAP TIME : 2:29.511		BEST LAP TIME : 2:29.667		DIFFERENCE : 0.156		
LAP	SECTOR 1	SECTOR 2	LAP TIME	MPH	DIFF	TIME OF DAY
1 -		<b>50.980</b>	2:40.024	66.79	10.357	10:51:45.937
2 -	<b>1:38.531</b>	51.136	<b>2:29.667 (1)</b>	<b>71.41</b>		<b>10:54:15.604</b>
3 -	1:39.205	51.156	2:30.361 (2)	71.08	0.694	10:56:45.965
4 -	1:39.873	51.111	2:30.984 (3)	70.78	1.317	10:59:16.949
5 -	1:39.675	51.703	2:31.378	70.60	1.711	11:01:48.327
6 -	1:39.708	51.511	2:31.219	70.67	1.552	11:04:19.546
7 -	1:40.411	51.240	2:31.651	70.47	1.984	11:06:51.197

P17 100 R		Trevor REEVE		Yamaha - www.ypmrc.co.uk		
IDEAL LAP TIME : 2:30.273		BEST LAP TIME : 2:30.273		DIFFERENCE : 0.000		
LAP	SECTOR 1	SECTOR 2	LAP TIME	MPH	DIFF	TIME OF DAY
1 -		52.058	2:42.444	65.79	12.171	10:51:48.357
2 -	1:42.648	56.805	2:39.453	67.02	9.180	10:54:27.810
3 -	1:42.051	52.298	2:34.349	69.24	4.076	10:57:02.159
4 -	1:41.038	51.602	2:32.640 (3)	70.02	2.367	10:59:34.799
5 -	1:40.750	51.431	2:32.181 (2)	70.23	1.908	11:02:06.980
6 -	<b>1:39.096</b>	<b>51.177</b>	<b>2:30.273 (1)</b>	<b>71.12</b>		<b>11:04:37.253</b>

P18 67 C		Mark BAILEY		Yamaha - Gforce motorcycles		
IDEAL LAP TIME : 2:35.243		BEST LAP TIME : 2:31.917		DIFFERENCE : -3.326		
LAP	SECTOR 1	SECTOR 2	LAP TIME	MPH	DIFF	TIME OF DAY
1 -		52.684	2:41.697	66.09	9.780	10:51:47.610
2 -	1:43.269	53.407	2:36.676	68.21	4.759	10:54:24.286
3 -	1:43.660	53.194	2:36.854	68.14	4.937	10:57:01.140
4 -	<b>1:42.910</b>	<b>52.333</b>	2:35.243 (3)	68.84	3.326	10:59:36.383
5 -			2:34.304 (2)	69.26	2.387	11:02:10.687
6 -			<b>2:31.917 (1)</b>	<b>70.35</b>		<b>11:04:42.604</b>

P19 32 R		Lorraine ANSON		Yamaha - Wallis & Whalin Racing		
IDEAL LAP TIME : 2:32.023		BEST LAP TIME : 2:32.295		DIFFERENCE : 0.272		
LAP	SECTOR 1	SECTOR 2	LAP TIME	MPH	DIFF	TIME OF DAY
1 -		53.324	2:45.768	64.47	13.473	10:51:51.681
2 -	1:43.645	52.540	2:36.185	68.43	3.890	10:54:27.866
3 -	1:41.406	52.646	2:34.052 (3)	69.37	1.757	10:57:01.918
4 -	1:43.323	52.171	2:35.494	68.73	3.199	10:59:37.412
5 -	<b>1:41.393</b>	51.777	2:33.170 (2)	69.77	0.875	11:02:10.582
6 -	1:41.665	<b>50.630</b>	<b>2:32.295 (1)</b>	<b>70.18</b>		<b>11:04:42.877</b>

P20 33 R		Kieran LEWIS		Yamaha - Controls For Doors Ltd/ G Force Motorcycles		
IDEAL LAP TIME : 2:36.342		BEST LAP TIME : 2:36.342		DIFFERENCE : 0.000		
LAP	SECTOR 1	SECTOR 2	LAP TIME	MPH	DIFF	TIME OF DAY
1 -		53.195	2:46.646	64.13	10.304	10:51:52.559
2 -	1:45.373	53.927	2:39.300	67.09	2.958	10:54:31.859
3 -	1:44.655	52.851	2:37.506	67.85	1.164	10:57:09.365
4 -	<b>1:44.261</b>	<b>52.081</b>	<b>2:36.342 (1)</b>	<b>68.36</b>		<b>10:59:45.707</b>
5 -	1:44.651	52.611	2:37.262 (3)	67.96	0.920	11:02:22.969
6 -	1:44.499	52.706	2:37.205 (2)	67.98	0.863	11:05:00.174

Weather / Track : Sunny / Dry

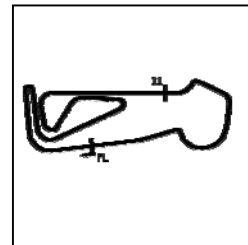
Snetterton 300  
Circuit Length = 2.9689 miles  
Start: 10:49 Flag 11:04 End: 11:06



# BMCRC - MRO Championships 2019 - Rnd 8 @ Snetterton

## DFDS Yamaha Past Masters

### RACE 4 - SECTOR ANALYSIS



SECTOR 1 = FL to I1, SECTOR 2 = I1 to FL, DIFF = Difference To Personal Best Lap, P = Crossed Finish Line in Pit Lane, D = Time Disallowed

<b>P21 74</b>		<b>Paul WHITBY</b>		Yamaha - Greybridge Ltd		
IDEAL LAP TIME : 2:13.441		BEST LAP TIME : 2:14.002		DIFFERENCE : 0.561		
LAP	SECTOR 1	SECTOR 2	LAP TIME	MPH	DIFF	TIME OF DAY
1 -		<b>44.697</b>	2:21.139	75.72	7.137	10:51:27.052
2 -	<b>1:28.744</b>	45.435	2:14.179 <b>(2)</b>	79.65	0.177	10:53:41.231
3 -	1:29.776	44.856	2:14.632 <b>(3)</b>	79.38	0.630	10:55:55.863
4 -	1:30.675	44.934	2:15.609	78.81	1.607	10:58:11.472
5 -	1:28.892	45.110	<b>2:14.002 (1)</b>	<b>79.76</b>		<b>11:00:25.474</b>

<b>P22 70</b>		<b>Andrew BURSCOUGH</b>		Yamaha - Apollo Tuning		
IDEAL LAP TIME : 2:15.196		BEST LAP TIME : 2:15.216		DIFFERENCE : 0.020		
LAP	SECTOR 1	SECTOR 2	LAP TIME	MPH	DIFF	TIME OF DAY
1 -		<b>44.736</b>	2:23.385	74.54	8.169	10:51:29.298
2 -	<b>1:30.460</b>	44.756	<b>2:15.216 (1)</b>	<b>79.04</b>		<b>10:53:44.514</b>
3 -	1:30.995	45.757	2:16.752 <b>(2)</b>	78.15	1.536	10:56:01.266
4 -	1:32.241	46.066	2:18.307 <b>(3)</b>	77.27	3.091	10:58:19.573

<b>P23 99 C</b>		<b>Paul FIRTH</b>		Yamaha -		
IDEAL LAP TIME : 2:34.518		BEST LAP TIME : 2:34.518		DIFFERENCE : 0.000		
LAP	SECTOR 1	SECTOR 2	LAP TIME	MPH	DIFF	TIME OF DAY
1 -		53.562	2:45.661	64.51	11.143	10:51:51.574
2 -	1:45.307	53.380	2:38.687 <b>(3)</b>	67.35	4.169	10:54:30.261
3 -	1:43.185	52.729	2:35.914 <b>(2)</b>	68.55	1.396	10:57:06.175
4 -	<b>1:41.918</b>	<b>52.600</b>	<b>2:34.518 (1)</b>	<b>69.17</b>		<b>10:59:40.693</b>

# BMCRC - MRO Championships 2019 - Rnd 8 @ Snetterton

## DFDS Yamaha Past Masters

### RACE 4 - BEST SECTORS

SECTOR 1			SECTOR 2			IDEAL / BEST COMPARISON						
POS	NO	NAME	TIME	NO	NAME	TIME	POS	NO	NAME	IDEAL	BEST	DIFF
									<b>PERFECT LAP</b>	<b>2:09.709</b>		
1	13	EDMONDSON	<b>1:26.406</b>	13	EDMONDSON	<b>43.303</b>	1	13	EDMONDSON	2:09.709	2:10.079	0.370
2	81	GRANT	<b>1:27.782</b>	24	CARSON	<b>43.784</b>	2	24	CARSON	2:11.578	2:11.578	0.000
3	24	CARSON	<b>1:27.794</b>	81	GRANT	<b>44.213</b>	3	81	GRANT	2:11.995	2:12.502	0.507
4	74	WHITBY	<b>1:28.744</b>	101	DAVIES	<b>44.383</b>	4	101	DAVIES	2:13.272	2:14.395	1.123
5	101	DAVIES	<b>1:28.889</b>	57	MOOK	<b>44.591</b>	5	74	WHITBY	2:13.441	2:14.002	0.561
6	57	MOOK	<b>1:28.914</b>	74	WHITBY	<b>44.697</b>	6	57	MOOK	2:13.505	2:13.660	0.155
7	77	GRANT	<b>1:29.324</b>	70	BURSCOUGH	<b>44.736</b>	7	77	GRANT	2:14.323	2:14.943	0.620
8	70	BURSCOUGH	<b>1:30.460</b>	95	CLARK	<b>44.809</b>	8	70	BURSCOUGH	2:15.196	2:15.216	0.020
9	15	PERKINS	<b>1:30.711</b>	77	GRANT	<b>44.999</b>	9	95	CLARK	2:15.911	2:16.677	0.766
10	83	GODBOLD	<b>1:30.817</b>	83	GODBOLD	<b>45.247</b>	10	83	GODBOLD	2:16.064	2:16.277	0.213
11	95	CLARK	<b>1:31.102</b>	27	HAYWARD	<b>45.307</b>	11	15	PERKINS	2:16.236	2:16.410	0.174
12	27	HAYWARD	<b>1:32.217</b>	15	PERKINS	<b>45.525</b>	12	27	HAYWARD	2:17.524	2:17.524	0.000
13	60	GOUGH	<b>1:32.236</b>	60	GOUGH	<b>45.786</b>	13	60	GOUGH	2:18.022	2:18.022	0.000
14	55	TOLAND	<b>1:32.497</b>	55	TOLAND	<b>47.020</b>	14	55	TOLAND	2:19.517	2:19.811	0.294
15	72	THAY	<b>1:33.893</b>	72	THAY	<b>47.393</b>	15	72	THAY	2:21.286	2:21.560	0.274
16	46	MARSHALL	<b>1:35.843</b>	46	MARSHALL	<b>48.525</b>	16	46	MARSHALL	2:24.368	2:25.017	0.649
17	31	FARMER	<b>1:37.900</b>	31	FARMER	<b>49.582</b>	17	31	FARMER	2:27.482	2:27.482	0.000
18	78	BUTTON	<b>1:38.531</b>	32	ANSON	<b>50.630</b>	18	78	BUTTON	2:29.511	2:29.667	0.156
19	100	REEVE	<b>1:39.096</b>	78	BUTTON	<b>50.980</b>	19	100	REEVE	2:30.273	2:30.273	0.000
20	32	ANSON	<b>1:41.393</b>	100	REEVE	<b>51.177</b>	20	32	ANSON	2:32.023	2:32.295	0.272
21	99	FIRTH	<b>1:41.918</b>	33	LEWIS	<b>52.081</b>	21	99	FIRTH	2:34.518	2:34.518	0.000
22	67	BAILEY	<b>1:42.910</b>	67	BAILEY	<b>52.333</b>	22	67	BAILEY	2:35.243	2:31.917	-3.326
23	33	LEWIS	<b>1:44.261</b>	99	FIRTH	<b>52.600</b>	23	33	LEWIS	2:36.342	2:36.342	0.000
24												
25												
26												

Weather / Track : Sunny / Dry

Results can be found at [www.tsl-timing.com](http://www.tsl-timing.com)

Snetterton 300

Circuit Length = 2.9689 miles

Start: 10:49 Flag 11:04 End: 11:06

Printed - 11:08 Sunday, 15 September 2019

**BMCRC - MRO Championships 2019 - Rnd 8 @ Snetterton**
**DFDS Yamaha Past Masters**
**RACE 13 - GRID (7 Laps)**

ROW 10	1		1		28	<b>59</b> Neil HESMAN	
ROW 9		27	<b>87</b> Denise BUTTON	26	<b>42</b> Martin PEARSON	25	<b>69</b> Mark ELLERAY
ROW 8	24	<b>19</b> Peter BRANTON	23	2:36.342 <b>33</b> Kieran LEWIS	22	2:34.518 <b>99</b> Paul FIRTH	
ROW 7		21	2:32.295 <b>32</b> Lorraine ANSON	20	2:31.917 <b>67</b> Mark BAILEY	19	2:30.273 <b>100</b> Trevor REEVE
ROW 6	18	2:29.667 <b>78</b> Gary BUTTON	17	2:27.482 <b>31</b> Rob FARMER	16	2:25.017 <b>46</b> Kevin MARSHALL	
ROW 5		15	2:21.560 <b>72</b> Chris THAY	14	2:19.811 <b>55</b> Paul TOLAND	13	2:18.022 <b>60</b> Daniel GOUGH
ROW 4	12	2:17.524 <b>27</b> Richard HAYWARD	11	2:16.677 <b>95</b> Simon CLARK	10	2:16.410 <b>15</b> Billy PERKINS	
ROW 3		9	2:16.277 <b>83</b> Paul GODBOLD	8	2:15.216 <b>70</b> Andrew BURSCOUGH	7	2:14.943 <b>77</b> Neil GRANT
ROW 2	6	2:14.395 <b>101</b> Andrew DAVIES	5	2:14.002 <b>74</b> Paul WHITBY	4	2:13.660 <b>57</b> Geoff MOOK	
ROW 1		3	2:12.502 <b>81</b> Scott GRANT	2	2:11.578 <b>24</b> Scott CARSON	1	2:10.079 <b>13</b> Doug EDMONDSON
						<b>Pole</b>	

Snetterton 300  
Circuit Length = 2.9689 miles

These results are provisional until the conclusion of any judicial and technical matters.

Clerk Of Course :	Steward :	Timekeeper :
-------------------	-----------	--------------

Results can be found at [www.tsl-timing.com](http://www.tsl-timing.com)

Printed - 11:10 Sunday, 15 September 2019



# BMCRC - MRO Championships 2019 - Rnd 8 @ Snetterton

## DFDS Yamaha Past Masters

### RACE 13 - CLASSIFICATION

POS	NO	CL	PIC NAME	ENTRY	LAPS	TIME	GAP	DIFF	MPH	BEST	ON
1	13		Doug EDMONDSON	Yamaha - Stan Stephens Tuning	7	15:12.392			82.00	2:09.186	3
2	24		Scott CARSON	Yamaha - Brian Grays Powerbiking,All England Diar	7	15:19.293	6.901	6.901	81.38	2:10.030	3
3	81		Scott GRANT	Yamaha -	7	15:29.101	16.709	9.808	80.52	2:09.980	3
4	77	C	Neil GRANT	Yamaha - Merlin Pipes	7	15:49.193	36.801	20.092	78.82	2:13.886	6
5	19		Peter BRANTON	Yamaha -	7	15:49.431	37.039	0.238	78.80	2:14.036	3
6	70		Andrew BURSCOUGH	Yamaha - Apollo Tuning	7	15:51.965	39.573	2.534	78.59	2:14.477	4
7	57	C	Geoff MOOK	Yamaha -	7	15:59.411	47.019	7.446	77.98	2:15.757	6
8	74		Paul WHITBY	Yamaha - Greybridge Ltd	7	15:59.459	47.067	0.048	77.97	2:15.629	6
9	83	C	Paul GODBOLD	Yamaha - Hill farm tree services	7	16:08.705	56.313	9.246	77.23	2:15.673	7
10	15	C	Billy PERKINS	Yamaha - Pip Carey	7	16:09.633	57.241	0.928	77.15	2:15.224	7
11	95	C	Simon CLARK	Yamaha - Towan Motors, GardinerPage&Roe	7	16:22.797	1:10.405	13.164	76.12	2:17.339	2
12	27	R	Richard HAYWARD	Yamaha - Gforce Motorcycles	7	16:22.888	1:10.496	0.091	76.11	2:17.635	7
13	60	C	Daniel GOUGH	Yamaha - G Force Motorcycles	7	16:23.248	1:10.856	0.360	76.09	2:17.632	7
14	55		Paul TOLAND	Yamaha -	7	16:26.092	1:13.700	2.844	75.87	2:19.089	7
15	72	C	Chris THAY	Yamaha - Scell-it uk	7	16:44.710	1:32.318	18.618	74.46	2:21.166	3
16	31	R	Rob FARMER	Yamaha - Tempest Revivals / Obsession Engineerir	7	17:38.551	2:26.159	53.841	70.67	2:28.385	3
17	78		Gary BUTTON	Yamaha -	6	15:16.590	1 Lap	1 Lap	69.96	2:30.852	2
18	100	R	Trevor REEVE	Yamaha - www.ypmrc.co.uk	6	15:28.676	1 Lap	12.086	69.05	2:32.025	5
19	67	C	Mark BAILEY	Yamaha - Gforce motorcycles	6	15:41.310	1 Lap	12.634	68.12	2:34.100	6
20	32	R	Lorraine ANSON	Yamaha - Wallis & Whalin Racing	6	15:41.640	1 Lap	0.330	68.10	2:33.442	6
21	33	R	Kieran LEWIS	Yamaha - Controls For Doors Ltd/ G Force Motorcy	6	15:42.852	1 Lap	1.212	68.01	2:33.696	6

#### NOT CLASSIFIED

DNF	69	C	Mark ELLERAY	Yamaha - Abbot Solutions Ltd	5	13:06.730	2 Laps	1 Lap	67.92	2:34.136	5
DNF	46	C	Kevin MARSHALL	Yamaha -	3	7:27.839	4 Laps	2 Laps	71.59	2:26.586	2
DNF	42	C	Martin PEARSON	Yamaha -	3	8:28.583	4 Laps	1:00.744	63.04	2:45.398	3
DNF	101		Andrew DAVIES	Yamaha - GIBSON EXHAUSTS	0						

#### FASTEST LAP

13			Doug EDMONDSON	Yamaha - Stan Stephens Tuning	3	2:09.186		82.73 mph		133.14 kph	
77	C		Neil GRANT	Yamaha - Merlin Pipes	6	2:13.886		79.82 mph		128.47 kph	
27	R		Richard HAYWARD	Yamaha - Gforce Motorcycles	7	2:17.635		77.65 mph		124.97 kph	

Class - 92.5% of Race Speed = 75.85 mph  
 Class C - 92.5% of Race Speed = 72.90 mph  
 Class R - 92.5% of Race Speed = 70.40 mph

Snetterton 300  
 Circuit Length = 2.9689 miles  
 Start: 14:56 Flag 15:11 End: 15:13

Weather / Track : Cloudy / Dry

These results are provisional until the conclusion of any judicial and technical matters.

Clerk Of Course :	Steward :	Timekeeper :
-------------------	-----------	--------------

Results can be found at [www.tsl-timing.com](http://www.tsl-timing.com)

Printed - 15:14 Sunday, 15 September 2019



# BMCRC - MRO Championships 2019 - Rnd 8 @ Snetterton

## DFDS Yamaha Past Masters

### RACE 13 - LAP CHART

#### LAP 1 @ 14:58:27.828

NO	BEHIND	LAP TIME
13		2:13.708
24	1.927	2:15.635
81	1.987	2:15.695
77	5.783	2:19.491
70	7.877	2:21.585
57	8.071	2:21.779
19	8.746	2:22.454
74	9.260	2:22.968
15	11.124	2:24.832
83	11.285	2:24.993
95	12.427	2:26.135
60	12.492	2:26.200
55	13.003	2:26.711
27	13.933	2:27.641
72	17.081	2:30.789
46	19.691	2:33.399
31	23.446	2:37.154
78	25.415	2:39.123
67	30.402	2:44.110
100	30.726	2:44.434
32	30.786	2:44.494
69	31.591	2:45.299
33	32.368	2:46.076
42	42.812	2:56.520

#### LAP 2 @ 15:00:37.154

NO	BEHIND	LAP TIME
13		2:09.326
24	2.943	2:10.342
81	3.449	2:10.788
77	12.309	2:15.852
19	13.861	2:14.441
70	14.406	2:15.855
57	15.318	2:16.573
74	16.291	2:16.357
83	19.814	2:17.855
15	20.254	2:18.456
95	20.440	2:17.339
55	23.679	2:20.002
27	23.746	2:19.139
60	24.603	2:21.437
72	29.969	2:22.214
46	36.951	2:26.586
31	42.998	2:28.878
78	46.941	2:30.852
100	54.463	2:33.063
67	58.906	2:37.830
32	59.169	2:37.709
69	59.242	2:36.977
33	1:00.121	2:37.079
42	1:20.151	2:46.665

#### LAP 3 @ 15:02:46.340

NO	BEHIND	LAP TIME
13		2:09.186
24	3.787	2:10.030
81	4.243	2:09.980
77	18.062	2:14.939
19	18.711	2:14.036
70	19.896	2:14.676
57	22.291	2:16.159

Weather / Track : Cloudy / Dry

74	23.124	2:16.019
83	27.829	2:17.201
15	28.896	2:17.828
95	29.567	2:18.313
27	34.601	2:20.041
55	35.141	2:20.648
60	35.971	2:20.554
72	41.949	2:21.166
46	55.619	2:27.854
31	1:02.197	2:28.385
78	1:09.200	2:31.445
100	1:18.650	2:33.373
67	1:25.539	2:35.819
69	1:26.165	2:36.109
32	1:26.261	2:36.278
33	1:26.928	2:35.993
42	1:56.363	2:45.398

#### LAP 4 @ 15:04:56.146

NO	BEHIND	LAP TIME
13		2:09.806
24	4.829	2:10.848
81	5.666	2:11.229
77	22.936	2:14.680
19	24.046	2:15.141
70	24.567	2:14.477
57	29.615	2:17.130
74	29.845	2:16.527
83	36.581	2:18.558
15	37.104	2:18.014
95	38.073	2:18.312
27	44.931	2:20.136
55	45.312	2:19.977
60	45.733	2:19.568
72	53.666	2:21.523
31	1:23.224	2:30.833
78	1:31.090	2:31.696
100	1:42.364	2:33.520
69	1:50.568	2:34.209
67	1:50.825	2:35.092
32	1:52.386	2:35.931
33	1:53.329	2:36.207

#### LAP 5 @ 15:07:05.415

NO	BEHIND	LAP TIME
13		2:09.269
24	6.006	2:10.446
81	8.131	2:11.734
77	27.924	2:14.257
19	29.776	2:14.999
70	30.330	2:15.032
57	36.240	2:15.894
74	36.635	2:16.059
83	44.858	2:17.546
15	45.789	2:17.954
95	49.849	2:21.045
60	56.200	2:19.736
55	56.300	2:20.257
27	56.322	2:20.660
72	1:06.634	2:22.237
31	1:44.438	2:30.483
78	1:53.279	2:31.458
100	2:05.120	2:32.025

#### LAP 6 @ 15:09:15.331

NO	BEHIND	LAP TIME
13		2:09.916
69	1 Lap	2:34.136
67	1 Lap	2:34.359
24	6.757	2:10.667
32	1 Lap	2:33.786
33	1 Lap	2:33.801
81	11.200	2:12.985
77	31.894	2:13.886
19	34.125	2:14.265
70	35.116	2:14.702
57	42.081	2:15.757
74	42.348	2:15.629
83	51.821	2:16.879
15	53.198	2:17.325
95	1:01.600	2:21.667
27	1:04.042	2:17.636
60	1:04.405	2:18.121
55	1:05.792	2:19.408
72	1:19.930	2:23.212
31	2:05.377	2:30.855

#### LAP 7 @ 15:11:26.512

NO	BEHIND	LAP TIME
13		2:11.181
78	1 Lap	2:32.016
24	6.901	2:11.325
100	1 Lap	2:32.261
81	16.709	2:16.690
67	1 Lap	2:34.100
32	1 Lap	2:33.442
33	1 Lap	2:33.696
77	36.801	2:16.088
19	37.039	2:14.095
70	39.573	2:15.638
57	47.019	2:16.119
74	47.067	2:15.900
83	56.313	2:15.673
15	57.241	2:15.224
95	1:10.405	2:19.986
27	1:10.496	2:17.635
60	1:10.856	2:17.632
55	1:13.700	2:19.089
72	1:32.318	2:23.569
31	2:26.159	2:31.963

Snetterton 300

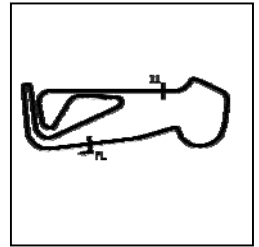
Circuit Length = 2.9689 miles

Start: 14:56 Flag 15:11 End: 15:13

# BMCRC - MRO Championships 2019 - Rnd 8 @ Snetterton

## DFDS Yamaha Past Masters

### RACE 13 - SECTOR ANALYSIS



SECTOR 1 = FL to I1, SECTOR 2 = I1 to FL, DIFF = Difference To Personal Best Lap, P = Crossed Finish Line in Pit Lane, D = Time Disallowed

P1 13		Doug EDMONDSON		Yamaha - Stan Stephens Tuning		
IDEAL LAP TIME : 2:08.971		BEST LAP TIME : 2:09.186		DIFFERENCE : 0.215		
LAP	SECTOR 1	SECTOR 2	LAP TIME	MPH	DIFF	TIME OF DAY
1 -		43.275	2:13.708	79.93	4.522	14:58:27.828
2 -	1:26.028	43.298	2:09.326 (3)	82.64	0.140	15:00:37.154
3 -	<b>1:25.988</b>	43.198	<b>2:09.186 (1)</b>	<b>82.73</b>		<b>15:02:46.340</b>
4 -	1:26.453	43.353	2:09.806	82.33	0.620	15:04:56.146
5 -	1:26.286	<b>42.983</b>	2:09.269 (2)	82.68	0.083	15:07:05.415
6 -	1:26.184	43.732	2:09.916	82.26	0.730	15:09:15.331
7 -	1:26.868	44.313	2:11.181	81.47	1.995	15:11:26.512

P2 24		Scott CARSON		Yamaha - Brian Grays Powerbiking,All England Diamond Drilling		
IDEAL LAP TIME : 2:10.030		BEST LAP TIME : 2:10.030		DIFFERENCE : 0.000		
LAP	SECTOR 1	SECTOR 2	LAP TIME	MPH	DIFF	TIME OF DAY
1 -		43.773	2:15.635	78.79	5.605	14:58:29.755
2 -	1:26.760	43.582	2:10.342 (2)	82.00	0.312	15:00:40.097
3 -	<b>1:26.757</b>	<b>43.273</b>	<b>2:10.030 (1)</b>	<b>82.19</b>		<b>15:02:50.127</b>
4 -	1:27.310	43.538	2:10.848	81.68	0.818	15:05:00.975
5 -	1:27.163	43.283	2:10.446 (3)	81.93	0.416	15:07:11.421
6 -	1:26.775	43.892	2:10.667	81.79	0.637	15:09:22.088
7 -	1:27.835	43.490	2:11.325	81.38	1.295	15:11:33.413

P3 81		Scott GRANT		Yamaha -		
IDEAL LAP TIME : 2:09.980		BEST LAP TIME : 2:09.980		DIFFERENCE : 0.000		
LAP	SECTOR 1	SECTOR 2	LAP TIME	MPH	DIFF	TIME OF DAY
1 -		43.790	2:15.695	78.76	5.715	14:58:29.815
2 -	1:27.173	43.615	2:10.788 (2)	81.72	0.808	15:00:40.603
3 -	<b>1:26.626</b>	<b>43.354</b>	<b>2:09.980 (1)</b>	<b>82.22</b>		<b>15:02:50.583</b>
4 -	1:26.735	44.494	2:11.229 (3)	81.44	1.249	15:05:01.812
5 -	1:27.639	44.095	2:11.734	81.13	1.754	15:07:13.546
6 -	1:28.382	44.603	2:12.985	80.37	3.005	15:09:26.531
7 -	1:30.428	46.262	2:16.690	78.19	6.710	15:11:43.221

P4 77 C		Neil GRANT		Yamaha - Merlin Pipes		
IDEAL LAP TIME : 2:13.844		BEST LAP TIME : 2:13.886		DIFFERENCE : 0.042		
LAP	SECTOR 1	SECTOR 2	LAP TIME	MPH	DIFF	TIME OF DAY
1 -		45.110	2:19.491	76.62	5.605	14:58:33.611
2 -	1:30.888	44.964	2:15.852	78.67	1.966	15:00:49.463
3 -	1:29.967	44.972	2:14.939	79.20	1.053	15:03:04.402
4 -	1:29.225	45.455	2:14.680 (3)	79.35	0.794	15:05:19.082
5 -	1:29.416	<b>44.841</b>	2:14.257 (2)	79.60	0.371	15:07:33.339
6 -	<b>1:29.003</b>	44.883	<b>2:13.886 (1)</b>	<b>79.82</b>		<b>15:09:47.225</b>
7 -	1:30.863	45.225	2:16.088	78.53	2.202	15:12:03.313

P5 19		Peter BRANTON		Yamaha -		
IDEAL LAP TIME : 2:13.398		BEST LAP TIME : 2:14.036		DIFFERENCE : 0.638		
LAP	SECTOR 1	SECTOR 2	LAP TIME	MPH	DIFF	TIME OF DAY
1 -		44.841	2:22.454	75.02	8.418	14:58:36.574
2 -	1:29.932	44.509	2:14.441	79.50	0.405	15:00:51.015
3 -	<b>1:29.217</b>	44.819	<b>2:14.036 (1)</b>	<b>79.74</b>		<b>15:03:05.051</b>
4 -	1:30.233	44.908	2:15.141	79.08	1.105	15:05:20.192
5 -	1:30.048	44.951	2:14.999	79.17	0.963	15:07:35.191
6 -	1:29.605	44.660	2:14.265 (3)	79.60	0.229	15:09:49.456
7 -	1:29.914	<b>44.181</b>	2:14.095 (2)	79.70	0.059	15:12:03.551

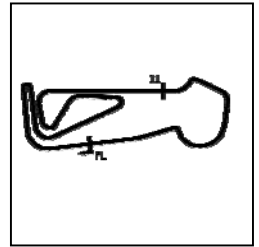
Weather / Track : Cloudy / Dry

Snetterton 300  
Circuit Length = 2.9689 miles  
Start: 14:56 Flag 15:11 End: 15:13

# BMCRC - MRO Championships 2019 - Rnd 8 @ Snetterton

## DFDS Yamaha Past Masters

### RACE 13 - SECTOR ANALYSIS



SECTOR 1 = FL to I1, SECTOR 2 = I1 to FL, DIFF = Difference To Personal Best Lap, P = Crossed Finish Line in Pit Lane, D = Time Disallowed

<b>P6 70</b>		<b>Andrew BURSCOUGH</b>		Yamaha - Apollo Tuning		
IDEAL LAP TIME : 2:14.006		BEST LAP TIME : 2:14.477		DIFFERENCE : 0.471		
LAP	SECTOR 1	SECTOR 2	LAP TIME	MPH	DIFF	TIME OF DAY
1 -		45.064	2:21.585	75.48	7.108	14:58:35.705
2 -	1:30.675	45.180	2:15.855	78.67	1.378	15:00:51.560
3 -	1:30.281	<b>44.395</b>	2:14.676 (2)	79.36	0.199	15:03:06.236
<b>4 -</b>	<b>1:29.611</b>	44.866	<b>2:14.477 (1)</b>	<b>79.47</b>		<b>15:05:20.713</b>
5 -	1:29.908	45.124	2:15.032	79.15	0.555	15:07:35.745
6 -	1:29.797	44.905	2:14.702 (3)	79.34	0.225	15:09:50.447
7 -	1:29.929	45.709	2:15.638	78.79	1.161	15:12:06.085

<b>P7 57 C</b>		<b>Geoff MOOK</b>		Yamaha -		
IDEAL LAP TIME : 2:15.540		BEST LAP TIME : 2:15.757		DIFFERENCE : 0.217		
LAP	SECTOR 1	SECTOR 2	LAP TIME	MPH	DIFF	TIME OF DAY
1 -		45.702	2:21.779	75.38	6.022	14:58:35.899
2 -	1:30.837	45.736	2:16.573	78.25	0.816	15:00:52.472
3 -	<b>1:30.104</b>	46.055	2:16.159	78.49	0.402	15:03:08.631
4 -	1:31.233	45.897	2:17.130	77.94	1.373	15:05:25.761
5 -	1:30.310	45.584	2:15.894 (2)	78.65	0.137	15:07:41.655
<b>6 -</b>	<b>1:30.321</b>	<b>45.436</b>	<b>2:15.757 (1)</b>	<b>78.72</b>		<b>15:09:57.412</b>
7 -	1:30.473	45.646	2:16.119 (3)	78.52	0.362	15:12:13.531

<b>P8 74</b>		<b>Paul WHITBY</b>		Yamaha - Greybridge Ltd		
IDEAL LAP TIME : 2:15.302		BEST LAP TIME : 2:15.629		DIFFERENCE : 0.327		
LAP	SECTOR 1	SECTOR 2	LAP TIME	MPH	DIFF	TIME OF DAY
1 -		45.880	2:22.968	74.75	7.339	14:58:37.088
2 -	1:30.556	45.801	2:16.357	78.38	0.728	15:00:53.445
3 -	1:30.383	45.636	2:16.019 (3)	78.57	0.390	15:03:09.464
4 -	1:30.381	46.146	2:16.527	78.28	0.898	15:05:25.991
5 -	1:30.751	<b>45.308</b>	2:16.059	78.55	0.430	15:07:42.050
<b>6 -</b>	<b>1:29.994</b>	45.635	<b>2:15.629 (1)</b>	<b>78.80</b>		<b>15:09:57.679</b>
7 -	1:30.405	45.495	2:15.900 (2)	78.64	0.271	15:12:13.579

<b>P9 83 C</b>		<b>Paul GODBOLD</b>		Yamaha - Hill farm tree services		
IDEAL LAP TIME : 2:15.673		BEST LAP TIME : 2:15.673		DIFFERENCE : 0.000		
LAP	SECTOR 1	SECTOR 2	LAP TIME	MPH	DIFF	TIME OF DAY
1 -		45.997	2:24.993	73.71	9.320	14:58:39.113
2 -	1:32.225	45.630	2:17.855	77.53	2.182	15:00:56.968
3 -	1:31.567	45.634	2:17.201 (3)	77.90	1.528	15:03:14.169
4 -	1:33.026	45.532	2:18.558	77.13	2.885	15:05:32.727
5 -	1:31.940	45.606	2:17.546	77.70	1.873	15:07:50.273
6 -	1:31.062	45.817	2:16.879 (2)	78.08	1.206	15:10:07.152
<b>7 -</b>	<b>1:30.691</b>	<b>44.982</b>	<b>2:15.673 (1)</b>	<b>78.77</b>		<b>15:12:22.825</b>

<b>P10 15 C</b>		<b>Billy PERKINS</b>		Yamaha - Pip Carey		
IDEAL LAP TIME : 2:15.224		BEST LAP TIME : 2:15.224		DIFFERENCE : 0.000		
LAP	SECTOR 1	SECTOR 2	LAP TIME	MPH	DIFF	TIME OF DAY
1 -		46.542	2:24.832	73.79	9.608	14:58:38.952
2 -	1:32.068	46.388	2:18.456	77.19	3.232	15:00:57.408
3 -	1:31.807	46.021	2:17.828 (3)	77.54	2.604	15:03:15.236
4 -	1:32.006	46.008	2:18.014	77.44	2.790	15:05:33.250
5 -	1:32.130	45.824	2:17.954	77.47	2.730	15:07:51.204
6 -	1:31.592	45.733	2:17.325 (2)	77.83	2.101	15:10:08.529
<b>7 -</b>	<b>1:30.036</b>	<b>45.188</b>	<b>2:15.224 (1)</b>	<b>79.03</b>		<b>15:12:23.753</b>

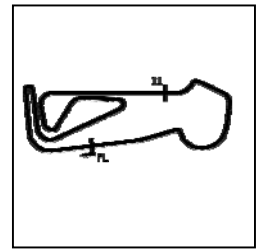
Weather / Track : Cloudy / Dry

Snetterton 300  
Circuit Length = 2.9689 miles  
Start: 14:56 Flag 15:11 End: 15:13

# BMCRC - MRO Championships 2019 - Rnd 8 @ Snetterton

## DFDS Yamaha Past Masters

### RACE 13 - SECTOR ANALYSIS



SECTOR 1 = FL to I1, SECTOR 2 = I1 to FL, DIFF = Difference To Personal Best Lap, P = Crossed Finish Line in Pit Lane, D = Time Disallowed

P11 95 C		Simon CLARK		Yamaha - Towan Motors, GardinerPage&Roe		
IDEAL LAP TIME : 2:17.339		BEST LAP TIME : 2:17.339		DIFFERENCE : 0.000		
LAP	SECTOR 1	SECTOR 2	LAP TIME	MPH	DIFF	TIME OF DAY
1 -		46.080	2:26.135	73.13	8.796	14:58:40.255
2 -	<b>1:31.671</b>	<b>45.668</b>	<b>2:17.339 (1)</b>	<b>77.82</b>		<b>15:00:57.594</b>
3 -	1:32.463	45.850	2:18.313 (3)	77.27	0.974	15:03:15.907
4 -	1:32.243	46.069	2:18.312 (2)	77.27	0.973	15:05:34.219
5 -	1:34.079	46.966	2:21.045	75.77	3.706	15:07:55.264
6 -	1:34.613	47.054	2:21.667	75.44	4.328	15:10:16.931
7 -	1:33.582	46.404	2:19.986	76.35	2.647	15:12:36.917

P12 27 R		Richard HAYWARD		Yamaha - Gforce Motorcycles		
IDEAL LAP TIME : 2:17.457		BEST LAP TIME : 2:17.635		DIFFERENCE : 0.178		
LAP	SECTOR 1	SECTOR 2	LAP TIME	MPH	DIFF	TIME OF DAY
1 -		46.633	2:27.641	72.39	10.006	14:58:41.761
2 -	1:32.303	46.836	2:19.139 (3)	76.81	1.504	15:01:00.900
3 -	1:33.837	46.204	2:20.041	76.32	2.406	15:03:20.941
4 -	1:33.274	46.862	2:20.136	76.26	2.501	15:05:41.077
5 -	1:34.277	46.383	2:20.660	75.98	3.025	15:08:01.737
6 -	1:31.811	<b>45.825</b>	2:17.636 (2)	77.65	0.001	15:10:19.373
7 -	<b>1:31.632</b>	46.003	<b>2:17.635 (1)</b>	<b>77.65</b>		<b>15:12:37.008</b>

P13 60 C		Daniel GOUGH		Yamaha - G Force Motorcycles		
IDEAL LAP TIME : 2:17.341		BEST LAP TIME : 2:17.632		DIFFERENCE : 0.291		
LAP	SECTOR 1	SECTOR 2	LAP TIME	MPH	DIFF	TIME OF DAY
1 -		46.600	2:26.200	73.10	8.568	14:58:40.320
2 -	1:32.890	48.547	2:21.437	75.56	3.805	15:01:01.757
3 -	1:33.230	47.324	2:20.554	76.04	2.922	15:03:22.311
4 -	1:32.489	47.079	2:19.568 (3)	76.57	1.936	15:05:41.879
5 -	1:32.555	47.181	2:19.736	76.48	2.104	15:08:01.615
6 -	1:32.185	<b>45.936</b>	2:18.121 (2)	77.38	0.489	15:10:19.736
7 -	<b>1:31.405</b>	46.227	<b>2:17.632 (1)</b>	<b>77.65</b>		<b>15:12:37.368</b>

P14 55		Paul TOLAND		Yamaha -		
IDEAL LAP TIME : 2:18.687		BEST LAP TIME : 2:19.089		DIFFERENCE : 0.402		
LAP	SECTOR 1	SECTOR 2	LAP TIME	MPH	DIFF	TIME OF DAY
1 -		46.499	2:26.711	72.85	7.622	14:58:40.831
2 -	1:32.999	47.003	2:20.002	76.34	0.913	15:01:00.833
3 -	1:33.934	46.714	2:20.648	75.99	1.559	15:03:21.481
4 -	1:33.234	46.743	2:19.977 (3)	76.35	0.888	15:05:41.458
5 -	1:33.528	46.729	2:20.257	76.20	1.168	15:08:01.715
6 -	1:33.228	<b>46.180</b>	2:19.408 (2)	76.66	0.319	15:10:21.123
7 -	<b>1:32.507</b>	46.582	<b>2:19.089 (1)</b>	<b>76.84</b>		<b>15:12:40.212</b>

P15 72 C		Chris THAY		Yamaha - Scell-it uk		
IDEAL LAP TIME : 2:21.074		BEST LAP TIME : 2:21.166		DIFFERENCE : 0.092		
LAP	SECTOR 1	SECTOR 2	LAP TIME	MPH	DIFF	TIME OF DAY
1 -		47.576	2:30.789	70.88	9.623	14:58:44.909
2 -	1:34.635	47.579	2:22.214 (3)	75.15	1.048	15:01:07.123
3 -	<b>1:33.741</b>	47.425	<b>2:21.166 (1)</b>	<b>75.71</b>		<b>15:03:28.289</b>
4 -	1:34.190	<b>47.333</b>	2:21.523 (2)	75.52	0.357	15:05:49.812
5 -	1:34.687	47.550	2:22.237	75.14	1.071	15:08:12.049
6 -	1:34.497	48.715	2:23.212	74.63	2.046	15:10:35.261
7 -	1:35.689	47.880	2:23.569	74.44	2.403	15:12:58.830

Weather / Track : Cloudy / Dry

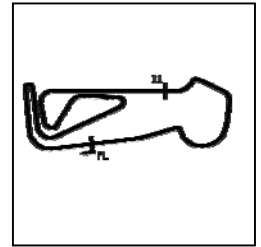
Snetterton 300  
 Circuit Length = 2.9689 miles  
 Start: 14:56 Flag 15:11 End: 15:13



# BMCRC - MRO Championships 2019 - Rnd 8 @ Snetterton

## DFDS Yamaha Past Masters

### RACE 13 - SECTOR ANALYSIS



SECTOR 1 = FL to I1, SECTOR 2 = I1 to FL, DIFF = Difference To Personal Best Lap, P = Crossed Finish Line in Pit Lane, D = Time Disallowed

P16 31 R		Rob FARMER		Yamaha - Tempest Revivals / Obsession Engineering		
IDEAL LAP TIME : 2:28.385		BEST LAP TIME : 2:28.385		DIFFERENCE : 0.000		
LAP	SECTOR 1	SECTOR 2	LAP TIME	MPH	DIFF	TIME OF DAY
1 -		50.181	2:37.154	68.00	8.769	14:58:51.274
2 -	1:38.511	50.367	2:28.878 (2)	71.79	0.493	15:01:20.152
3 -	<b>1:38.302</b>	<b>50.083</b>	<b>2:28.385 (1)</b>	<b>72.02</b>		<b>15:03:48.537</b>
4 -	1:39.801	51.032	2:30.833	70.86	2.448	15:06:19.370
5 -	1:39.180	51.303	2:30.483 (3)	71.02	2.098	15:08:49.853
6 -	1:39.852	51.003	2:30.855	70.85	2.470	15:11:20.708
7 -	1:39.962	52.001	2:31.963	70.33	3.578	15:13:52.671

P17 78		Gary BUTTON		Yamaha -		
IDEAL LAP TIME : 2:30.087		BEST LAP TIME : 2:30.852		DIFFERENCE : 0.765		
LAP	SECTOR 1	SECTOR 2	LAP TIME	MPH	DIFF	TIME OF DAY
1 -		<b>50.285</b>	2:39.123	67.16	8.271	14:58:53.243
2 -	<b>1:39.802</b>	51.050	<b>2:30.852 (1)</b>	<b>70.85</b>		<b>15:01:24.095</b>
3 -	1:39.905	51.540	2:31.445 (2)	70.57	0.593	15:03:55.540
4 -	1:40.325	51.371	2:31.696	70.45	0.844	15:06:27.236
5 -	1:40.279	51.179	2:31.458 (3)	70.56	0.606	15:08:58.694
6 -	1:40.310	51.706	2:32.016	70.30	1.164	15:11:30.710

P18 100 R		Trevor REEVE		Yamaha - www.ypmrc.co.uk		
IDEAL LAP TIME : 2:31.297		BEST LAP TIME : 2:32.025		DIFFERENCE : 0.728		
LAP	SECTOR 1	SECTOR 2	LAP TIME	MPH	DIFF	TIME OF DAY
1 -		52.455	2:44.434	64.99	12.409	14:58:58.554
2 -	1:40.962	52.101	2:33.063 (3)	69.82	1.038	15:01:31.617
3 -	1:41.593	51.780	2:33.373	69.68	1.348	15:04:04.990
4 -	1:41.066	52.454	2:33.520	69.62	1.495	15:06:38.510
5 -	<b>1:40.066</b>	51.959	<b>2:32.025 (1)</b>	<b>70.30</b>		<b>15:09:10.535</b>
6 -	1:41.030	<b>51.231</b>	2:32.261 (2)	70.19	0.236	15:11:42.796

P19 67 C		Mark BAILEY		Yamaha - Gforce motorcycles		
IDEAL LAP TIME : 2:34.100		BEST LAP TIME : 2:34.100		DIFFERENCE : 0.000		
LAP	SECTOR 1	SECTOR 2	LAP TIME	MPH	DIFF	TIME OF DAY
1 -		52.867	2:44.110	65.12	10.010	14:58:58.230
2 -	1:44.135	53.695	2:37.830	67.71	3.730	15:01:36.060
3 -	1:42.896	52.923	2:35.819	68.59	1.719	15:04:11.879
4 -	1:42.055	53.037	2:35.092 (3)	68.91	0.992	15:06:46.971
5 -	1:42.068	52.291	2:34.359 (2)	69.24	0.259	15:09:21.330
6 -	<b>1:41.925</b>	<b>52.175</b>	<b>2:34.100 (1)</b>	<b>69.35</b>		<b>15:11:55.430</b>

P20 32 R		Lorraine ANSON		Yamaha - Wallis & Whalin Racing		
IDEAL LAP TIME : 2:33.241		BEST LAP TIME : 2:33.442		DIFFERENCE : 0.201		
LAP	SECTOR 1	SECTOR 2	LAP TIME	MPH	DIFF	TIME OF DAY
1 -		52.140	2:44.494	64.97	11.052	14:58:58.614
2 -	1:44.122	53.587	2:37.709	67.77	4.267	15:01:36.323
3 -	1:43.095	53.183	2:36.278	68.39	2.836	15:04:12.601
4 -	1:43.106	52.825	2:35.931 (3)	68.54	2.489	15:06:48.532
5 -	<b>1:41.443</b>	52.343	2:33.786 (2)	69.49	0.344	15:09:22.318
6 -	1:41.644	<b>51.798</b>	<b>2:33.442 (1)</b>	<b>69.65</b>		<b>15:11:55.760</b>

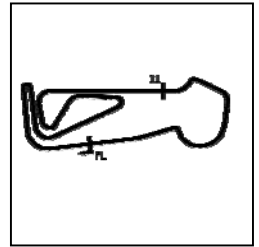
Weather / Track : Cloudy / Dry

Snetterton 300  
Circuit Length = 2.9689 miles  
Start: 14:56 Flag 15:11 End: 15:13

# BMCRC - MRO Championships 2019 - Rnd 8 @ Snetterton

## DFDS Yamaha Past Masters

### RACE 13 - SECTOR ANALYSIS



SECTOR 1 = FL to I1, SECTOR 2 = I1 to FL, DIFF = Difference To Personal Best Lap, P = Crossed Finish Line in Pit Lane, D = Time Disallowed

P21 33 R		Kieran LEWIS		Yamaha - Controls For Doors Ltd/ G Force Motorcycles			
IDEAL LAP TIME : 2:33.638		BEST LAP TIME : 2:33.696		DIFFERENCE : 0.058			
LAP	SECTOR 1	SECTOR 2	LAP TIME	MPH	DIFF	TIME OF DAY	
1 -		52.321	2:46.076	64.35	12.380	14:59:00.196	
2 -	1:43.446	53.633	2:37.079	68.04	3.383	15:01:37.275	
3 -	1:43.046	52.947	2:35.993 (3)	68.51	2.297	15:04:13.268	
4 -	1:43.176	53.031	2:36.207	68.42	2.511	15:06:49.475	
5 -	1:41.742	<b>52.059</b>	2:33.801 (2)	69.49	0.105	15:09:23.276	
6 -	<b>1:41.579</b>	52.117	<b>2:33.696 (1)</b>	<b>69.54</b>		<b>15:11:56.972</b>	

P22 69 C		Mark ELLERAY		Yamaha - Abbot Solutions Ltd			
IDEAL LAP TIME : 2:34.136		BEST LAP TIME : 2:34.136		DIFFERENCE : 0.000			
LAP	SECTOR 1	SECTOR 2	LAP TIME	MPH	DIFF	TIME OF DAY	
1 -		51.897	2:45.299	64.65	11.163	14:58:59.419	
2 -	1:43.485	53.492	2:36.977	68.08	2.841	15:01:36.396	
3 -	1:43.678	52.431	2:36.109 (3)	68.46	1.973	15:04:12.505	
4 -	1:42.862	51.347	2:34.209 (2)	69.30	0.073	15:06:46.714	
5 -	<b>1:42.850</b>	<b>51.286</b>	<b>2:34.136 (1)</b>	<b>69.34</b>		<b>15:09:20.850</b>	

P23 46 C		Kevin MARSHALL		Yamaha -			
IDEAL LAP TIME : 2:26.099		BEST LAP TIME : 2:26.586		DIFFERENCE : 0.487			
LAP	SECTOR 1	SECTOR 2	LAP TIME	MPH	DIFF	TIME OF DAY	
1 -		<b>48.992</b>	2:33.399	69.67	6.813	14:58:47.519	
2 -	<b>1:37.107</b>	49.479	<b>2:26.586 (1)</b>	<b>72.91</b>		<b>15:01:14.105</b>	
3 -	1:38.127	49.727	2:27.854 (2)	72.28	1.268	15:03:41.959	

P24 42 C		Martin PEARSON		Yamaha -			
IDEAL LAP TIME : 2:45.398		BEST LAP TIME : 2:45.398		DIFFERENCE : 0.000			
LAP	SECTOR 1	SECTOR 2	LAP TIME	MPH	DIFF	TIME OF DAY	
1 -		56.030	2:56.520	60.54	11.122	14:59:10.640	
2 -	1:50.446	56.219	2:46.665 (2)	64.12	1.267	15:01:57.305	
3 -	<b>1:49.750</b>	<b>55.648</b>	<b>2:45.398 (1)</b>	<b>64.62</b>		<b>15:04:42.703</b>	

# BMCRC - MRO Championships 2019 - Rnd 8 @ Snetterton

## DFDS Yamaha Past Masters

### RACE 13 - BEST SECTORS

SECTOR 1			SECTOR 2			IDEAL / BEST COMPARISON						
POS	NO	NAME	TIME	NO	NAME	TIME	POS	NO	NAME	IDEAL	BEST	DIFF
									<b>PERFECT LAP</b>	<b>2:08.971</b>		
1	13	EDMONDSON	<b>1:25.988</b>	13	EDMONDSON	<b>42.983</b>	1	13	EDMONDSON	2:08.971	2:09.186	0.215
2	81	GRANT	<b>1:26.626</b>	24	CARSON	<b>43.273</b>	2	81	GRANT	2:09.980	2:09.980	0.000
3	24	CARSON	<b>1:26.757</b>	81	GRANT	<b>43.354</b>	3	24	CARSON	2:10.030	2:10.030	0.000
4	77	GRANT	<b>1:29.003</b>	19	BRANTON	<b>44.181</b>	4	19	BRANTON	2:13.398	2:14.036	0.638
5	19	BRANTON	<b>1:29.217</b>	70	BURSCOUGH	<b>44.395</b>	5	77	GRANT	2:13.844	2:13.886	0.042
6	70	BURSCOUGH	<b>1:29.611</b>	77	GRANT	<b>44.841</b>	6	70	BURSCOUGH	2:14.006	2:14.477	0.471
7	74	WHITBY	<b>1:29.994</b>	83	GODBOLD	<b>44.982</b>	7	15	PERKINS	2:15.224	2:15.224	0.000
8	15	PERKINS	<b>1:30.036</b>	15	PERKINS	<b>45.188</b>	8	74	WHITBY	2:15.302	2:15.629	0.327
9	57	MOOK	<b>1:30.104</b>	74	WHITBY	<b>45.308</b>	9	57	MOOK	2:15.540	2:15.757	0.217
10	83	GODBOLD	<b>1:30.691</b>	57	MOOK	<b>45.436</b>	10	83	GODBOLD	2:15.673	2:15.673	0.000
11	60	GOUGH	<b>1:31.405</b>	95	CLARK	<b>45.668</b>	11	95	CLARK	2:17.339	2:17.339	0.000
12	27	HAYWARD	<b>1:31.632</b>	27	HAYWARD	<b>45.825</b>	12	60	GOUGH	2:17.341	2:17.632	0.291
13	95	CLARK	<b>1:31.671</b>	60	GOUGH	<b>45.936</b>	13	27	HAYWARD	2:17.457	2:17.635	0.178
14	55	TOLAND	<b>1:32.507</b>	55	TOLAND	<b>46.180</b>	14	55	TOLAND	2:18.687	2:19.089	0.402
15	72	THAY	<b>1:33.741</b>	72	THAY	<b>47.333</b>	15	72	THAY	2:21.074	2:21.166	0.092
16	46	MARSHALL	<b>1:37.107</b>	46	MARSHALL	<b>48.992</b>	16	46	MARSHALL	2:26.099	2:26.586	0.487
17	31	FARMER	<b>1:38.302</b>	31	FARMER	<b>50.083</b>	17	31	FARMER	2:28.385	2:28.385	0.000
18	78	BUTTON	<b>1:39.802</b>	78	BUTTON	<b>50.285</b>	18	78	BUTTON	2:30.087	2:30.852	0.765
19	100	REEVE	<b>1:40.066</b>	100	REEVE	<b>51.231</b>	19	100	REEVE	2:31.297	2:32.025	0.728
20	32	ANSON	<b>1:41.443</b>	69	ELLERAY	<b>51.286</b>	20	32	ANSON	2:33.241	2:33.442	0.201
21	33	LEWIS	<b>1:41.579</b>	32	ANSON	<b>51.798</b>	21	33	LEWIS	2:33.638	2:33.696	0.058
22	67	BAILEY	<b>1:41.925</b>	33	LEWIS	<b>52.059</b>	22	67	BAILEY	2:34.100	2:34.100	0.000
23	69	ELLERAY	<b>1:42.850</b>	67	BAILEY	<b>52.175</b>	23	69	ELLERAY	2:34.136	2:34.136	0.000
24	42	PEARSON	<b>1:49.750</b>	42	PEARSON	<b>55.648</b>	24	42	PEARSON	2:45.398	2:45.398	0.000
25												

Weather / Track : Cloudy / Dry

Results can be found at [www.tsl-timing.com](http://www.tsl-timing.com)

Snetterton 300  
 Circuit Length = 2.9689 miles  
 Start: 14:56 Flag 15:11 End: 15:13

Printed - 15:14 Sunday, 15 September 2019